



Wednesday, July 1 st	<u>Online Fair Entries due FOR ALL 4-H EXHIBITS</u> http://nortoncountyfair.fairentry.com
Saturday, July 11 th	Open Class Horse Show
Monday, July 13 th	Pet/Dog/Cat Show
Friday, July 17 th	Set Up Day
July 18 th – 25 th	Fair Entries and Events
Tuesday July 14 th	Clothing Judging/Fashion Revue
Saturday, July 18 th	4-H/Open Class Photography
Monday, July 20 th	4-H/FFA Horse Show
	4-H Food Auction
Wednesday, July 22 nd	Pork Burger Special
Thursday, July 23 rd	4-H/FFA Livestock Auction
July 21 st -25 th	Home Owned Carnival

Prepared by the Norton County Fair Board 2026

Printed by The Bank – Norton

Norton County Fair Board Members

Wyatt Harting..... President, 871-0288
Dustin Harting..... Vice President, 874-8254
Klare Bliss.....Secretary/Treasurer, 785-302-0534
Jessica Butters..... Extension Agent, 871-0623
Kacie Yocum.....FFA Advisor, Almena
Matt Schick.....FFA Advisor, Norton

1 Year Term

Matt Schick
Klare Bliss
Ashley Deutscher
Austin Brooks
Wyatt Harting
JaLynn Urban
Chris Harting
Mason Schulze
Cheri Brooks

2 Year Term

Mitch Lowry
Patsy Maddy
Dustin Harting
Staci Breiner
Chad Brooks
Kaid McKenna
Carson Harting
Joy Johnson

3 Year Term

Craig Hager
Kolton Harting
Paige Harding
Daniel Field
Dominic Urban
Jason McKenna
Garrett Beydler
Mindy Harting
Bart Brooks

Norton County Community Service Association

Kirk Persinger.....President
Brandon Schulze.....Vice President
Kellie Belleau.....Secretary
Lauren McGinnis.....Treasurer

Board Members: Brandon Schulze, Kirk & Renee Persinger, Hayden Schnuerle, Josh Hawks, Jeremy & Kellie Belleau, Tamara Harper, Catrina David, Lauren & Kyra McGinnis, and Lari Ann Nickel.

Norton County Commissioners

Richard Thompson Garrett Beydler Marvin Matchett

**Thank You
to all the advertisers,
sponsors and volunteers
that make the
Norton County Fair
Possible.**

4-H and FFA Contents

2026 NORTON COUNTY FAIR SCHEDULE

4-H & FFA General Guidelines

Department A Beef	4
Department B Sheep	6
Department C Swine	7
Department D Horse	9
Department E Dairy	10
Department F Goats	11
Department G Poultry	12
Department H Rabbits	13
Department I Agronomy	14
Department J Horticulture & Landscape Design	14
Department K Floriculture	15
Department L Foods & Nutrition	15
Department M Food Preservation	16
Department N Sewing & Textile Design	16
Department O Shopping In Style	17
Department P Fashion Revue	18
Department Q Heritage Fiber Arts	19
Department R Visual Arts & Crafts	20
Department S Interior Design & Architecture	21
Department T Woodwork	21
Department U Electric & Renewable Energy	22
Department V Small Engines	22
Department W Entomology	23
Department X Geology	24
Department Y Rocketry & Robotics	24
Department Z Photography	26
Department AA Reading	27
Department BB Notebooks, Posters, & Scrapbooks	29
Department CC Booths/Banner	31
Department DD Dog Obedience & Training	31
Department EE Cat, Hand & Aquarium Pet	32
Department GG Farm Mechanics	32
Department HH Building Block Engineering	33
Department II Ag Mechanics	34
Department JJ Agricultural Challenge of Champions	34
Department KK Livestock Judging Contest	35
Department LL Life Skills Judging Contest	36

Department MM Photography Judging Contest	37
Department NN Entomology Judging Contest	37
Department OO Crops and Weed Identification	37
Department PP Round Robin Championship	37
Department QQ Wildlife	38
Department RR Horses	40
Department SS Beef	40
Department TT Swine	41
Department UU Sheep	41
Department VV Goats	41
Department WW Poultry & Rabbits	42
Department XX Crops	42
Department YY Horticulture	43
Department ZZ Flowers	44
Department AAA Culinary	45
Department BBB Canned Foods	46
Department CCC Textiles & Handicrafts	46
Department DDD Quilts & Coverlets	47
Department EEE Sewing	49
Department FFF Art	49
Department GGG Photography	50
Department FFF Woodwork	50
Department HHH Models	50
DEPARTMENT YUM	52
DEPARTMENT SEW	52
DEPARTMENT TEXTILES & QUILTS	52
DEPARTMENT ART	53
DEPARTMENT CRAFTS	53
DEPARTMENT SMELL	53
DEPARTMENT GROW	53
DEPARTMENT PHOTO	53
DEPARTMENT WOOD	54
DEPARTMENT MODEL	54
DEPARTMENT SAVE	54
DEPARTMENT POULTRY	54

2026 NORTON COUNTY FAIR SCHEDULE

Wednesday, July 1st

**Online entries due for
All 4-H/FFA and Open Class
4-H Building Booth & Banner Space requests
due in the Extension Office**

Saturday, July 11th

8:00 a.m.- Open Class Horse Show check-in at Equine Facility
9:00 a.m.- Open Class Horse Show

Monday, July 13th

6:30 p.m.- 4-H Dog Show, Andbe Home
7:15 p.m.- 4-H Cat & Pets Show, Andbe Home

Tuesday, July 14th

9:00 a.m.- Judge 4-H Clothing Construction & Judge 4-H Clothing Buymanship at United Methodist Church
7:00 p.m.- 4-H Public Fashion Revue, United Methodist Church

Friday, July 17th

8:00 a.m.-12:00 p.m.- Final work session for clean-up and set-up, 4-H Building, Food Stand and Livestock Building

Saturday, July 18th

10:00 a.m.-2:30 p.m.- 4-H Photography & Life Skills Judging
12:00 p.m.-12:30 p.m.- Lunch Break
2:30 p.m.- Judging of Open Class Photography (will start immediately after 4-H judging)

Monday, July 20th

8:00 a.m.- 4-H and FFA Horse Show Entry
9:00 a.m.- Horse Show-Showmanship & Halter Classes
11:00 a.m.- Enter and Consultation Judging of 4-H Foods and Nutrition Exhibits
12:30 p.m.- Enter and Judging Open Class and 4-H Artwork Exhibits, 4-H Building
1:00 p.m.- Critique Open Class Artwork, 4-H Building
1:00 p.m.- Superintendents will receive all 4-H Exhibits (Food exhibits will be accepted and set aside until judging time), 4-H Building
1:00 p.m.- Enter and Judge Open Class Culinary
2:30 p.m.- Enter and Judge 4-H & Open Class Models, Self-determined Lego's, Rockets, and Woodworking
5:30 p.m.- Auction of 4-H Foods Exhibits, 4-H Building
7:00 p.m.- or 15 minutes after Food Auction Concludes
Timed and Speed events for 4-H/FFA Horse Show
9:00 p.m.- Booths in place at 4-H Building

Tuesday, July 21st

8:00 a.m.-12:00 p.m.- Animal Entry and Weigh-in, at Fairgrounds
Hogs-8:00 a.m.-9:15 a.m., Beef 9:30 a.m.-10:30 a.m., Goats and Lambs-10:30 a.m.- 11:30 a.m.
By Noon- Youth and Open Class Animals entered at Livestock Building, Rabbit & Poultry Building

10:00 a.m.- Nutrien Ag Solutions Corn Stalk Contest @ Corner of Livestock Barns Contest for the tallest **Dry Land** Corn Stalk. Each kid can bring one dryland corn stalk and prizes will be given to the 1st and 2nd place. All participants that bring a Corn Stalk will get a t-shirt.
9:00 a.m.-1:00 p.m.- Superintendents will receive all Open Class Exhibits at 4-H Building (except Horticulture and Flowers, entered Wednesday)
1:00 p.m.-3:00 p.m.- Enter and Judge 4-H Fiber Arts
1:00 p.m.-3:00 p.m.- Enter and Consultation Judging of 4-H Skilled Arts and Crafts
1:00 p.m.- All Open Class entries at 4-H Building are in place (except Horticulture and Flowers, entered Wednesday)
1:00 p.m.- Enter & Judge Open Class Textiles and Handicrafts
1:30 p.m.- Enter & Judge 4-H/Open Class Entomology, Geology, Small Engines and Electric
1:30 p.m.- Judging of Quilts, Coverlets, and Home Sewing
2:00 p.m.- Judge 4-H Rabbits then Poultry
4:30 p.m.- What makes a Blue-Ribbon Quilt? Judge's Comments
5:00 p.m.- Judging of Meat Goats, Dairy Goats and Sheep
6:30 p.m.- Judging of Swine
6:30 p.m.- Farm Mechanics
7:00 p.m.-11:00 p.m.- Home Owned Carnival on Fairground Arm Band Night (does not include games)
8:00 p.m.- Farmer Olympics by **Norton County Horse Council**
9:00 p.m.- 4-H Building Closed

Wednesday, July 22nd

9:00 a.m.- Judging Bucket Calves, Breeding Beef, & Market Beef
10:30 a.m.- Crops Judging
11:00 a.m.- Enter & Judging of 4-H & Open Class Horticulture Exhibits
1:00 p.m.- Judging of 4-H Reading (Group Session)
1:00 p.m.- Judging of Booths, Banners, Posters, Notebooks
1:00 p.m.- Enter & Judging of 4-H & Open Class Flowers
5:30 p.m.- 4-H Pork Burger Special, Elmwood Park sponsored by **Harting Cattle Co.-Kolton & Lauren Harting & Farm Bureau Financial Services- Joy Johnson**
5:30 p.m.- Watermelon Feed, sponsored by **Jamboree Foods**
7:00 p.m.-11:00 p.m.- Home Owned Carnival on Fairgrounds
7:00 p.m.- Kids Team Penning (18 & under) - Enter onsite, sponsored by **Norton County Horse Council**
9:00 p.m.- 4-H Building Closed

Thursday, July 23rd

10:00 a.m.- Agricultural Challenge of Champions Contest
10:00 a.m.-11:00 a.m.- Youth Entomology and Crops Judging
12:30 p.m.-2:00 p.m.- Youth Livestock Judging Contest
2:15 p.m.- Pictures of Special Awards in 4-H Building (Extension Office Staff will also reach out to Champions)
2:45 p.m.- Round Robin Showmanship Clinic, Livestock Barn
3:30 p.m.- Round Robin Showmanship, Livestock Barn
5:00 p.m.- 4-H & FFA Horses check out at Equine Facility
6:00 p.m.- Presentation of Challenge of Champions award, Norton County 4-H Scholarships, and Friend of 4-H award
6:00 p.m.- Market Animal Sale: Beef, Hogs, Goats, Sheep
7:00 p.m.-11:00 p.m.- Home Owned Carnival on Fairgrounds
8:00 p.m.- Check out at Rabbit & Poultry Building, Livestock Building (After Livestock Sale)
8:30 p.m.- Round Robin Team Roping- See Norton County Horse Council Facebook Page for Entry information, Equine Arena sponsored by **Norton County Horse Council**
9:00 p.m.- 4-H Building Closed

Friday, July 24th

- 8:00 a.m.-9:30 a.m.-** Clean-up at Livestock Buildings
8:00 a.m.-9:00 a.m.- **Check out all entries- 4-H Building**
9:00 a.m.- Clean-up 4-H Building
5:15 p.m.- Check in Pedal Power Pull, **4-H Building**
5:45 p.m.- Pedal Power Pull Contest for Youth ages 4 to 12 years. Followed by adult celebrities. Sponsored by **Landmark Implement of Phillipsburg**
Prizes sponsored by **Andbe Home**
7:00 p.m.-11:30 p.m.- Home Owned Carnival on Fairgrounds, ArmBand Night (does not include games)
6:30 p.m. - Registration for Mutton Busting, at Equine Facility
*Only a parent/guardian can register child
* Must not exceed 55 lbs.
*Contestant must be able to ride alone or have a parent beside them
7:00 p.m.- Weston Harting, LLC Mutton Busting at Equine Facility, Sponsored by **Farm Bureau Financial Services, State Farm Insurance, American Family Insurance, Breese Crop Agency, LLC, Edward Jones, Boxler Insurance Agency, Equity Bank Insurance, Craig Renner-First Choice Insurance, and Moffet Drug. Prizes sponsored by Juenemann Farms.**
7:00 p.m.- Sunset Sinners with special guest Briella Steiner Concert- Grandstands **Hosted by Norton American Legion Post 63**
7:00 p.m.- Pre-entries for Ranch Rodeo, sponsored by **Norton County Horse Council**

Saturday, July 25th

- 7:30 p.m.-** Norton Mini Speedway, Go Kart Tracks
6:30 p.m.- NBHA Barrel Race Check Facebook for entry information @ NBHA KS04 for entry info. Exhibitions start at 6:30, peewees start at 7:30 pm, sponsored by **NBHA**
7:00 p.m.-11:30 p.m.- Home Owned Carnival on Fairgrounds **All campers and trailers must be removed from the fairgrounds.**

If you are willing to volunteer to the amusement activities, feel free to contact an amusement association board member.

- *All premiums listed here will be paid according to payments of the Norton Board of County Commissioners.
*This association will not be responsible for articles lost, which are not entered, or for articles not claimed or taken Friday. ribbons will be issued at time of judging. Premiums for open class can be picked up at the 4-H Building on Friday.. Premiums for the exhibits in 4-H and FFA divisions will be figured and paid later.

CLAIMS FOR INJURY

- *The Norton County Fair Association refuses to assume any liability for injury to the person of any of the exhibitors or their officers and employees, or to any patrons or other persons coming upon the grounds of the Norton County Fair Association, its officers, agents, representatives or employees having license or person having license or privilege to exhibit on the Fair Grounds or occupying any space thereon, and it is a part of the consideration for such license or privilege that such claims for damage are specifically waived.
*If any damage, loss or injury to person or property shall be caused by reason of negligence or willful act of any person, firm or corporation, or their agents, representatives or employees having license or privilege to exhibit on said Fair Grounds or occupying space thereon, the Norton County Fair Association shall in no manner be responsible therefore, and in case it be subjected to any expense or liability all persons causing same liable therefore shall indemnify the said Norton County Fair Association at Norton, Kansas.

***ATTENTION:** The Norton County Fair board will not be responsible for diseases that may be contracted while animals are stalled at the fair and then return back to their residence. **Animals will be taken home at your own risk!**

GENERAL GUIDELINES

- *Livestock pens will be assigned by the superintendent as you arrive with your exhibit.**
*Cooperation of exhibitors will aid greatly in speeding up assignment of stalls and prompt handling of livestock when they arrive.
*All animals must be in good health and be able to be handled safely.
*The Fair board and Department Superintendents reserve the right to remove from the show any animal they deem a threat to the health and safety of other animals and participants.
*All livestock are subject to examination by veterinarian on call and shall be free of clinical signs of infections or contagious diseases to be permitted on fairground facilities.
*Animals will be cleaned of excess soil and debris **before** check in.
*Veterinarians will be on hand to inspect animals at check in. No animals stalled on grounds until examined by health officials and weighed in the case of the market class animals. No health certificates allowed. **No tubes/coverings on animals during check in.**
*Due to concerns with animal disease, the Kansas Division of Animal Health & K-State Veterinarians are being more diligent in monitoring animal health. We ask exhibitors to be watchful of their animals, practicing strict biosecurity measures. The Kansas Department of Animal Health has not changed any health restrictions or guidelines for exhibition animals but they will monitor continually during the "Show/Fair" season and may develop emergency measures if needed based upon any epidemics.
*All animals will be weighed and checked in by noon on Tuesday. All livestock fees will be invoiced after the fair (tags, vet check, sale assessments). Payment of invoices will be required prior to picking up livestock sale thank you packets.
***Horse, Beef, Goats and Sheep may use wood chips and Swine may use wood chips or rubber mats for bedding. Livestock stalls are to be cleaned daily with fresh bedding added. Other animal's bedding at the discretion of the Superintendent.**

IN THE EVENT OF EXTREME WEATHER CONDITIONS, THE LIVESTOCK DEPARTMENT SUPERINTENDENTS MAY ELECT TO

ALL ENTRIES

Entry for ALL fair exhibits will be completed through FairEntry, an online service located at <http://nortoncountyfair.fairentry.com>. **4-H exhibitors** will log in using their 4HOnline accounts. **Open Class and FFA exhibitors** will create an account in the FairEntry system using an email address and password to enter their exhibits. Your entry cards will then be available from the department Superintendents when you bring in your exhibits. Any questions or exhibitors who don't have access to a computer may contact the Twin Creeks District Extension Office for assistance. **ALL ENTRIES ARE DUE THROUGH FAIRENTRY BY JULY 1st. NO PREMIUMS WILL BE GIVEN TO LATE ENTRIES.**

ALLOW EARLY RELEASE FOR ANIMALS.

4-H & FFA General Guidelines

1. Accessibility Information: The Norton County Fair Board and Twin Creeks Extension District are committed to making their services, activities, and programs accessible to all participants. Accommodations may be requested by contacting Twin Creeks Extension District at least four weeks prior to the start of the event, or by July 1st at 785-877-5755. Requests received after this date will be honored when it is feasible to do so. This includes all contest registration.

2. ENTRIES: Both 4-H Club Members and FFA Members of Norton County 4-H Clubs and FFA Chapters are eligible to exhibit. Agricultural classes will be combined into 4-H and FFA exhibits. Grand Champion market animals will be selected from 4-H and FFA Exhibits. Fitting and Showing classes will include both 4-H and FFA exhibitors. Each 4-H and FFA member is encouraged to exhibit one project at the County Fair. Members must be enrolled in the project to be eligible to exhibit. Exhibit must be current year's work.

3. Exhibitor age is determined as of January 1st of the current year Junior Division, 13 years and under; Senior Division, 14 years and older. Exceptions- Livestock Showmanship and Poultry and Rabbit Classes, along with Dog and Cat Show ages- Junior Division, 7 to 10 years, Intermediate, 11 to 14 years; and Senior, 15 and older. The Round Robin will require the participation of the champion of the Senior and Intermediate age groups from beef, sheep, swine, goats, and horse. Age categories may be different. Please check in each department for guidelines.

4. **Livestock Exhibitors are expected to dress appropriate to show and for sale of animals. Examples are: long collar button down shirts, jeans, and closed toed shoes. Exhibitors can be asked to change at the discretion of the superintendent and/or Fair Board; if the exhibitor doesn't comply they will be removed from the show and auction.**

5. An orientation will be held at 2:45 p.m. on Thursday, with the Round Robin Showmanship to begin at 3:30 p.m. Youth who enter the showmanship class in any of the above species will do so with the intent to enter the Round Robin and the Orientation clinic should they be selected as Champion.

6. **OWNERSHIP**—Animals must be owned by March 1st for Market Beef. All other market and breeding animals must be owned by May 1st. Bucket calves must be owned by May 31st.

7. **PRE-ENTRY- ALL 4-H ENTRIES ARE DUE THROUGH FAIR ENTRY BY JULY 1ST. ALL OPEN CLASS ENTRIES WILL BE ACCEPTED UP UNTIL THE DAY OF ENTRY.** <http://nortoncountyfair.fairentry.com>. All exhibits must be in place by noon on Tuesday, except as noted.

8. **DEPARTMENTS-** assume no responsibility of lost articles.

9. **CHECK OUT-** 4-H Building Exhibits must remain in place until 8:00 a.m. on Friday, except as noted.

10. Animal exhibits will be released after the 4-H and FFA Livestock Sale Thursday evening. Exhibits in poultry & rabbit building will be released at 8:00 p.m. on Thursday.

KANSAS STATE FAIR- Make entries during the fair at the 4-H Building or at the Extension Office before August 1st. Check Premium List, Kansas State Fair, for classes and age requirements to exhibit. Some county fair exhibits are not eligible for State Fair. Purple ribbon exhibits may exhibit at State Fair if they meet all class pre-entry requirements.

*Refer to the following document for all required nomination dates, forms, fees & additional requirements to be eligible to exhibit in livestock classes for Kansas State Fair and KJLS:

<https://www.asi.k-state.edu/extension/youth-programs/nominated-livestock/>

10. **HEALTH & SAFETY-** All animals must be in good health and be able to be handled safely, The Fair board and Department Superintendents reserve the right to remove from the show any animal that they deem a threat to the health and safety of other animals and participants. All animals and livestock that are housed and shown shall receive care that is consistent with good husbandry practices. The superintendent shall monitor any discrepancies.

***A valid VS Form 10-11 showing evidence of a negative Equine Infectious Anemia (Coggins) test conducted by a state-approved laboratory within 12 months prior to exhibition is required by KDA-DAH. Foals six months of age and younger, accompanying their EIA-negative dams, are exempt from EIA test requirements.**

***Attention:** The Norton County Fair board will not be responsible for diseases that may be contracted while animals are stalled and then return back to their residence. Animals will be taken home at your own risk!

11. **Livestock Check in. All livestock are subject to examination by veterinarian on call and shall be free of clinical signs of infections or contagious diseases to be permitted on fairground facilities. Animals will be cleaned of excess soil and debris before check in. Sheep & Goats will need tubes & coverings removed.**

12. There will be no night tie-outs. A superintendent will be designated to supervise at all times.

13. Exhibiting members absent from the fair for a prior approved reason may arrange to exhibit by contacting leaders, superintendents or advisors.

14. **LIVESTOCK-ALL GROOMING OF LIVESTOCK MUST BE DONE BY EACH INDIVIDUAL OWNER IN THE SENIOR DIVISION (15 years and older) OR THE EXHIBITOR SHALL BE SUSPENDED FROM SHOWING. Individuals in the Junior (7 to 10 years old) and Intermediate (11 to 14 years old) divisions are encouraged to do their own work with limited assistance being allowed. (Poultry and Rabbit included).**

Adult guidance and supervision instruction are encouraged but all work must be that of a 4-H or FFA member. Youth members should be recognized for their own work with cooperation and support from leader, parents to attain these goals. Violations may cause disqualification. Exhibitors must accompany their livestock or provide suitable means for caring for them during the fair. **Department Superintendents and County Project Coordinators shall monitor and confer on these guidelines.** Exhibitor will fit and show his or her own livestock except in the case of illness or prior approved reason. If more than one entry per class, another 4-H or FFA member from Norton County may exhibit the animal. **Exceptions are to be approved by superintendents and community club leaders or advisors. Youth who enter the showmanship will do so with the intent to enter the Round Robin should they be selected as Champions.**

15. **Animals should be kept on exhibit for the prescribed fair schedule. Any exception for early release must be approved by the Superintendent and Fair Board President. Unexcused early absence will cause loss of premium.**

16. **LIVESTOCK AUCTION-** 4-H and FFA members may sell one market animal in the auction on Thursday at 6:00 p.m. Exhibitor must notify superintendent to sell animal before leaving the show ring. **Livestock Auction- 4-H & FFA Youth Livestock Sale will not place a monetary limit regardless of ribbon or sale order.**

Light Weight, Red Ribbon animals will be allowed to sell but the resale floor price and disposition of the light weight animals will be the responsibility of the youth. Fair board and Superintendents are not responsible for the resale floor price to support these lightweight, red ribbon animals. "Sale of livestock through public auction Norton County Fair Board and Norton 4-H Council have a change of ownership policy where the buyer purchases the animal in sale, therefore in the youth sale an animal is sold at a public auction..." A 4-H animal sold at a public auction or privately, whether from immediate or future delivery, cannot from the time of such sale, be shown by the seller in any 4-H show. This policy also applies to those animals which have gone through a "premium" auction, whether or not ownership has changed."

17. **SHIPPING ANIMALS**-Auction and extra market animals may be shipped to packers together. Notify the superintendent of extra animals to be shipped at check in time.

18. **FOOD AUCTION**-a 4-H member may sell two food items or one food item and a market animal with proceeds going to the 4-H member. If a 4-H member bakes other items they will be donated to Norton County 4-H Council. The 4-H member must be present to sell the food item in the foods auction.

19. **PRIZE MONEY**- All exhibits will be placed in blue, red, and white ribbon groups. Purple ribbons may be awarded for outstanding exhibits as determined by the judges. Total premium money provided by the Norton County Fair Association is \$2,000. Premium money for each department and class will be determined by the point system and entries in each department.

EXHIBITORS, PLEASE PARK STOCK TRAILERS CLOSE TO THE DIKE IN THE SOUTH

20. **AWARD**-Herdsmanship awards in livestock departments to the exhibitor of the club or chapter maintaining the best display. Individual medals will be presented at the 4-H Achievement Banquet by **Darren and Galen Wentz of Wentz Enterprises, LLC and by Deb and Dan Field in memory of Julius and Alice Field.** A committee will use the following scorecard to select the best club display. The stall areas will be inspected several times during the fair. Final scores will be announced at the 4-H Achievement Banquet in November.

1. CLEANLINESS OF ALLEY AND STALLS OR PENS 60

- A. BEDDING- Adequate, bright, dry, clean, and in place.
- B. MANURE- Hauled out and deposited in a designated area.
- C. ALLEYS- Swept clean, free of debris and straw.
- D. FEED BOXES- In front of animals at feeding time only.
(Horses may have feed at all times.)
- E. WATERING- Points and drains kept clean.

2. ARRANGEMENTS OF EXHIBIT 10

- A. EXHIBIT- Lined up in attractive manner.
- B. SHOWBOXES- Out of the way.
- C. HAY AND STRAW- Neat and orderly.
- D. FEED BOXES AND GEAR- In area provided.

3. APPEARANCE OF ANIMALS 10

- A. Clean and brushed.
- B. Securely tied or penned.
- C. In stalls or pens all the time except when showing, washing, cleaning or exercising.

4. STALL CARD 20

- A. Readable from alley.

- B. Neatly arranged.
- C. Clean and complete.

***No fitting stands or blowers in the
Livestock Barn.**

Department A Beef SUPERINTENDENTS

**Wyatt Harting, Chris Harting, Weston Harting,
Bart Brooks, Kaid McKenna, Dustin Harting,
& Jason McKenna**

*PRE-ENTRY- Entry for ALL exhibits will be completed through FairEntry, an online service, located at <http://nortoncountyfair.fairentry.com> by July 1st.

Refer to the 4-H Project Resource guide or Superintendents for additional project information <https://www.kansas4-h.org/projects/>. If you are planning to exhibit your project at the Kansas State Fair please refer to to KSF Exhibitor Handbook as State Fair rules may be more strict than County Fair rules- <https://www.kansas4-h.org/educational-experiences/fair-resources/kansas-state-fair/>

Animals must be free of disease, in good health and be able to be handled safely- See #10 of 4-H and FFA General Guidelines. All beef check in and market beef weighed 9:30 a.m.-10:30 a.m. No early stalls until health and entry checks are complete. Beef exhibits need to consult their superintendents on proper bedding material. **Market beef will be divided and shown by weight. To be considered for the Rate of Gain contest Beef Exhibit must weigh in at the Beef Weigh in March.**

1. Market Beef, 900 lbs. and over, may show for breed champion and sell in the livestock auction.
2. Market Beef, 899 lbs. and under, may show for red ribbon only. Light weight, red ribbon animals will be allowed to sell but the resale floor price and disposition of the light weight animals will be the responsibility of the youth. Fair board and Superintendents are not responsible for the resale floor price to support these light weight red ribbon animals.
3. Market Beef from Bucket Calf of previous year's fair (Optional Class steer or heifer).
4. Breeding Beef Heifer from Bucket Calf of previous year's fair (Optional Class).
NOTE: Classes 3 and 4 will be eligible for Champion and Reserve of that class not eligible for Grand Champion Beef or Best of Show Heifer. They may enter the regular Beef Showmanship class.
5. Breeding Heifer (maximum age 18 months July 1st)
6. Breeding Heifer (age 18 to 30 months July 1st)
7. Aged Cows
8. Cow and Calf (Calf shown with Cow)
Bucket Calf designed for younger 4-H members who will manage and care for an orphaned or weaned calf, male or female, dairy or beef type, fed by bottle and or bucket. Nurse cow or goat use is prohibited. Calves should be born between January 1st and through May 31st of the current year. Selection of the calf within 2 weeks of birth.
9. Junior Bucket Calf, 7 to 10 years old.
10. Intermediate Bucket Calf, 11 to 14 years old
Judging based upon:
 - a. Consultation of project with judge.
 - b. General appearance, care given, cleanliness given to the calf.
 - c. Ability that youth can lead and control the calf. The

importance of this project is designed to help youngsters learn a very basic skill in preparation for other classes.

SPECIAL AWARDS-

*A banner will be presented to the exhibitor of the Overall Rate of Gain Champion and Overall Reserve Rate of Gain Champion by

Oberlin Livestock Auction, LLC & Renner Charolais Ranch

*A check for \$1,000 will be awarded to the Rate of Gain Champion by **Oberlin Livestock Auction, LLC & Renner Charolais Ranch**

*A check for \$500 will be awarded to the Rate of Gain Reserve Champion by **Oberlin Livestock Auction, LLC & Renner Charolais Ranch**

*In memory of **Carrie Sansom**, a banner will be awarded for Best of Show in Breeding Beef by **Rodney Sansom and family**.

*A usable award will be presented to the exhibitor of the Best of Show Breeding Beef by **Paige, Rory, Nash Harding & JKL, Inc.**

*A banner will be presented to the exhibitor of the Reserve Best of Show Breeding Beef by **AG-One Crop Insurance**

*A belt buckle will be presented to the exhibitor of the Grand Champion Breeding Beef by **McKenna Land & Cattle, LLC.**

*Award presented for Reserve Grand Champion Breeding Beef by **Riley Spraying Service Inc.**

*A banner will be presented to the exhibitor of the Grand Champion Market Beef by **Harlan County Meat Processors.**

*A belt buckle will be presented to the exhibitor of the Grand Champion Market Beef by **Griffith Farm & Ranch.**

*\$50 will be presented to the exhibitor of the Grand Champion Market Beef by the **Norton County Fair Board.**

*Award presented for Reserve Grand Champion Market Beef by **Riley Spraying Service Inc.**

*A banner will be presented to the exhibitor of the Reserve Grand Champion Market Beef by **Nutrient Ag Solutions.**

*\$25 will be presented to the exhibitor of the Reserve Grand Champion Market Beef by the **Norton County Fair Board.**

*A usable award will be provided to the First Place Junior Bucket Calf by **GG Junkyard Farms.**

*Halter award will be given to the Second Place Junior Bucket Calf, presented by **In Memory of Don & Cindy McMullen.**

*A usable award presented to First Place Intermediate Bucket Calf by **Kara Miller, Lucas Maddy, & Katie Gualtieri.**

*Award presented to Second Place Intermediate Bucket Calf by **Lee & Angie Juenemann.**

*Halter award to First Place 2nd year Bucket Calf Steer and Heifer classes, sponsored by **Decatur County Coop Association.**

*Herdsmanship Award will be made to the exhibitors of the club or chapter maintaining the best display by **Darren and Galen Wentz of Wentz Enterprises, LLC and by Deb & Dan Field in memory of Julius & Alice Field.** See Herdsmanship Award scorecard on page 7.

PREMIUM- Classes 1-8: Blue-20 points, Red-10 points, and White-5 points.

PREMIUM-Bucket Calf: Blue-12 points, Red 8 points, and White-4 points.

FITTING AND SHOWING

The Round Robin will require the Champion participant in the Senior and Intermediate age groups in the Beef class. An orientation will be held at 2:45 p.m. on Thursday with the Round Robin Showmanship to begin at 3:30 p.m. **Youth who enter the showmanship will do so with the intent to enter the Round Robin and Orientation clinic should they be selected as Champion.**

***No fitting stands or blowers in the Livestock Barn.**

13. Senior Division- Exhibitors from above Beef Classes, 15 years and older.

Judged 50 percent on fitting and 50 percent on showmanship.

Exhibitors must show their own animal.

SPECIAL AWARDS-

*Junior Participant award presented to 7 to 9 year olds by

KZ Cattle LLC & Circle 5

*A banner will be presented to the Junior Champion Beef Showman by **Decatur County Coop Association.**

*A personalized award will be presented to the Junior Champion Beef Showman by **McKenna Land & Cattle, LLC.**

*A banner will be presented to the Junior Reserve Champion Beef Showman by **Riley Spraying Service.**

*A personalized award will be presented to the Junior Reserve Champion Beef Showman by **Norton County 4-H Council.**

*A banner will be presented to the Intermediate Champion Beef Showman by **Mike & Pam David.**

*A personalized award will be presented to the Intermediate Champion Beef Showman by **McKenna Land & Cattle, LLC.**

*A banner will be presented to the Intermediate Reserve Champion Beef Showman by **Riley Spraying Service.**

*A personalized award will be presented to the Intermediate Reserve Champion Beef Showman by **Norton County 4-H Council.**

*A banner will be presented to the Senior Champion Beef Showman by the **Ag Valley Coop.**

*A personalized award will be presented to the Senior Champion Beef Showman by **McKenna Land & Cattle, LLC.**

*A banner will be presented to the Senior Reserve Champion Beef Showman by **Riley Spraying Service.**

*A personalized award will be presented to the Senior Reserve Champion Beef Showman by **Norton County 4-H Council.**

*Optional Award- Beef Showmanship Award may be given to top Senior and Intermediate Showman Champions by **Griffith Farm and Ranch.**

Award will be based upon a minimum score given by a judge based upon the Beef Showmanship Score Card Sheet in Beef Cattle Project Guide; Level II. The award may be given as a \$75 Award for Senior and \$50 Award for Intermediate. The award may not be given if minimum score is not attained.

PREMIUM-Blue-6 points, Red-4 points, and White-2 points.

11. Junior Division- Exhibitor from above Beef Classes, 7 to 10 years of age. Bucket Calves exhibited separately in classes 9 and 10.
12. Intermediate Division- Exhibitors from above Beef Classes, 11 to 14 years of age.

Department B Sheep

SUPERINTENDENTS

Klare Bliss, Abbey Horn, Jasmine Covington

*PRE-ENTRY- Entry for ALL exhibits will be completed through FairEntry, an online service, located at <http://nortoncountyfair.fairentry.com> by July 1st.

Refer to the 4-H Project Resource guide or Superintendents for additional project information <https://www.kansas4-h.org/projects/>.

If you are planning to exhibit your project at the Kansas State Fair please refer to to KSF Exhibitor Handbook as State Fair rules may be more strict than County Fair rules- <https://www.kansas4-h.org/educational-experiences/fair-resources/kansas-state-fair/>

A. Animals must be in good health and handled safely-See #10 of 4-H and FFA Guidelines.

B. Norton Fair will support the Federal Health guidelines for "Scrapies". All ewes, rams and wethers that are shown for exhibition (market or breeding sheep) must have an official USDA Premise ID tag. Lambs under 8 weeks of age are exempt.

C. Lambs and ewes may only show in one class.

D. All sheep will be checked in by noon, Market Lambs weighed 10:30 a.m.-11:30 a.m. on Tuesday. No early stalls until health inspection and entry check in complete.

E. Sheep show will begin at 5:00 p.m. on Tuesday.

F. All Sheep exhibits are required to use wood chips as bedding material.

1. Market Lamb, 95 lbs. and over, may show for Class Champion.
2. Market Lamb, 94 lbs. and under may show for red ribbon only. Light weight, red ribbon animals will be allowed to sell but the resale floor price and disposition of the light weight animals will be the responsibility of the youth. Fair board and Superintendents are not responsible for the resale floor price to support these light weight red ribbon animals.
3. Breeding Ewe (born after January 1st in current year)
4. Aged Ewe
5. Ewe and Lamb
6. Ram Lamb (born in current year)
7. Aged Ram Lambs

SPECIAL AWARDS-

*A banner will be presented to the exhibitor of the Grand Champion Market Lamb by **Redwing Termite & Pest Control**.

*A belt buckle will be presented to the exhibitor of the Grand Champion Market Lamb by **Maddy Family Farm**.

*Award presented for Reserve Grand Champion Market Lamb by **Riley Spraying Service Inc.**

*\$30 will be presented to the exhibitor of the Grand Champion Market Lamb by the **Norton County Fair Board**.

*A banner will be presented to the exhibitor of the Reserve Grand Champion Market Lamb by **Breese Crop Agency**.

*\$15 will be presented to the exhibitor of the Reserve Grand Champion Market Lamb by the **Norton County Fair Board**.

*A banner will be presented to the exhibitor of the Grand Champion Ewe of all breeds, by **Weston Harting LLC**.

*A banner will be presented to the exhibitor of the Reserve Grand Champion Ewe of all breeds, by **Roy's Sales & Service**.

* Herdsmanship Award will be made to the exhibitors of the club or chapter maintaining the best display by **Darren and Galen Wentz of Wentz Enterprises, LLC and by Deb & Dan Field in memory of Julius & Alice Field**. See Herdsmanship Award scorecard on page 7.

PREMIUM-Blue-12 points, Red-8 points, and White-4 points.

FITTING AND SHOWING

The Round Robin will require the Champion participant in the Senior and Intermediate age groups in the Sheep class. An orientation will be held at 2:45 p.m. on Thursday with the Round Robin Showmanship to begin at 3:30 p.m. **Youth who enter the showmanship will do so with the intent to enter the Round Robin and Orientation clinic should they be selected as Champion.**

***No fitting stands or blowers in the Livestock Barn.**

1. Junior Division- Exhibitor from above Sheep Classes, 7 to 10 years of age.
2. Intermediate Division- Exhibitors from above Sheep Classes, 11 to 14 years of age.
3. Senior Division- Exhibitors from above Sheep Classes, 15 years and older.

Judged 50 percent on fitting and 50 percent on showmanship. Exhibitors must show their own animal.

SPECIAL AWARDS-

*Junior participant award presented to 7 to 9 year olds **in Memory of Terry Hager**.

*A banner will be presented to the Junior Champion Sheep Showman by **Decatur Coop Association**.

*A personalized award will be presented to the Junior Champion Sheep Showman by **McKenna Land & Cattle, LLC**.

*A banner will be presented to the Junior Reserve Champion Sheep Showman by **Farm Bureau Financial Services**

*A personalized award will be presented to the Junior Reserve Champion Sheep Showman by **Norton County 4-H Council**.

*A banner will be presented to the Intermediate Champion Sheep Showman by **Nex-Tech, Lenora**.

*A personalized award will be presented to the Intermediate Champion Sheep Showman by **McKenna Land & Cattle, LLC**.

*A banner will be presented to the Intermediate Reserve Champion Sheep Showman by **Farm Bureau Financial Services**.

*A personalized award will be presented to the Intermediate Reserve Champion Sheep Showman by **Norton County 4-H Council**.

*A banner will be presented to the Senior Champion Sheep Showman by the **Ag Valley Coop**.

*A personalized award will be presented to the Senior Champion Sheep Showman by **McKenna Land & Cattle, LLC**.

*A banner will be presented to the Senior Reserve Champion Sheep Showman by **Farm Bureau Financial Services**

*A personalized award will be presented to the Senior Reserve Champion Sheep Showman by **Norton County 4-H Council**.

PREMIUM- Blue-6 points, Red-4 points, and White-2 points.

Department C Swine

SUPERINTENDENTS

Chad Brooks & Kolton Harting

*PRE-ENTRY- Entry for ALL exhibits will be completed through FairEntry, an online service, located at <http://nortoncountyfair.fairentry.com> by July 1st.

Refer to the 4-H Project Resource guide or Superintendents for additional project information <https://www.kansas4-h.org/projects/>. If you are planning to exhibit your project at the Kansas State Fair please refer to KSF Exhibitor Handbook as State Fair rules may be more strict than County Fair rules- <https://www.kansas4-h.org/educational-experiences/fair-resources/kansas-state-fair/>

*All Hogs check in and Market Hogs weighed 8:00 a.m.-9:15 a.m. on Tuesday. No early stalls until health inspection and entry check in complete.

****All Hog exhibits are required to use woodchips or rubber mats for bedding and cleaned daily with fresh bedding added. Clipping MUST be done before entry day of the fair. No Clipping in Swine barn.**

HEALTH- Animals must be free of disease and be able to be handled safely. See #10 of 4-H and FFA general guidelines.

1. Market Pig, 199 lbs. and under, may show for red ribbon only. Light weight, red ribbon animals will be allowed to sell but the resale floor price and disposition of the light weight animals will be the responsibility of the youth. Fair board and Superintendents are not responsible for the resale floor price to support these light weight red ribbon animals.
2. Market Pig, 200 lbs. and over, may show for champion and may sell at sale.
3. Breeding Gilt.
4. Sows.
5. Pen of Three Pigs, litter mates from sow and litter project, barrow and gilts only, judged as market pigs. May not be exhibited in Classes 1 or 2.

SPECIAL AWARDS-

*A banner will be presented to the exhibitor of the Grand Champion Market Swine by **Lifetime Insurance Partners**

*A belt buckle will be presented to the exhibitor of the Grand Champion Market Swine by **Montgomery Farms**.

*\$30 will be presented to the exhibitor of the Grand Champion Market Swine by the **Norton County Fair Board**.

*A banner will be presented to the exhibitor of the Reserve Grand Champion Market Swine by **Holste Family Farms**.

*Award presented for Reserve Grand Champion Market Swine by **Riley Spraying Service Inc.**

*\$15 will be presented to the exhibitor of the Reserve Grand Champion Swine by the **Norton County Fair Board**.

*A banner will be presented to the exhibitor of the Grand Champion Breeding Gilt by **Barn Door Farms**.

*A banner will be presented to the exhibitor of the Reserve Grand Champion Breeding Gilt by **Roy's Sales & Service**.

*A usable award will be presented to the Market Class Champions by **Kowpoke Supply**.

*Herdsmanship Award will be made to the exhibitors of the club or chapter maintaining the best display by **Darren and Galen Wentz of Wentz Enterprises, LLC and by Deb & Dan Field in memory of Julius & Alice Field**. See Herdsmanship Award scorecard on page 7.

PREMIUM-Blue-12 points, Red-8 points, and White-4 points.

FITTING AND SHOWING

The Round Robin will require the Champion participant in the Senior and Intermediate age groups in the Swine class. An orientation will be held at 2:45 p.m. on Thursday with the Round Robin Showmanship to begin at 3:30 p.m. **Youth who enter the showmanship will do so with the intent to enter the Round Robin and Orientation clinic should they be selected as Champion.**

1. Junior Division- Exhibitor from above Swine Classes, 7 to 10

years of age.

2. Intermediate Division- Exhibitors from above Swine Classes, 11 to 14 years of age.
3. Senior Division- Exhibitors from above Swine Classes, 15 years and older.

Judged 50 percent on fitting and 50 percent on showmanship. Exhibitors must show their own animal.

SPECIAL AWARDS-

*Junior participant award presented to 7 to 9 year olds by

Kolton Harting Trucking

*A banner will be presented to the Junior Champion Swine Showman by **Decatur Coop Association**.

*A personalized award will be presented to the Junior Champion Swine Showman by **McKenna Land & Cattle, LLC**.

*A banner will be presented to the Junior Reserve Champion Swine Showman by **Midwest Equipment Auctions**.

*A personalized award will be presented to the Junior Reserve Champion Swine Showman by **Norton County 4-H Council**.

*A banner will be presented to the Intermediate Champion Swine Showman by **Brooks Show Pigs**.

*A personalized award will be presented to the Intermediate Champion Swine Showman by **McKenna Land & Cattle, LLC**.

*A banner will be presented to the Intermediate Reserve Champion Swine Showman by **Midwest Equipment Auctions**.

*A personalized award will be presented to the Intermediate Reserve Champion Swine Showman by **Norton County 4-H Council**.

*A banner will be presented to the Senior Champion Swine Showman by the **Ag Valley Coop**.

*A personalized award will be presented to the Senior Champion Swine Showman by **McKenna Land & Cattle, LLC**.

*A banner will be presented to the Senior Reserve Champion Swine Showman by **Midwest Equipment Auctions**.

*A personalized award will be presented to the Senior Reserve Champion Swine Showman by **Norton County 4-H Council**.

PREMIUM- Blue-6 points, Red-4 points, and White-2 points.

Department D Horse

SUPERINTENDENTS

Nancy Hager, Corinne Cox, & Stephanie Hilburn

Horses must be stalled Monday evening after the Horse Show.

*PRE-ENTRY- Entry for ALL exhibits will be completed through FairEntry, an online service, located at

<http://nortoncountyfair.fairentry.com> by July 1st.

Refer to the 4-H Project Resource guide or Superintendents for additional project information <https://www.kansas4-h.org/projects/>.

If you are planning to exhibit your project at the Kansas State Fair please refer to to KSF Exhibitor Handbook as State Fair rules may be more strict than County Fair rules- <https://www.kansas4-h.org/educational-experiences/fair-resources/kansas-state-fair/>

Kansas 4-H Horse Show Rule Book-

https://bookstore.ksre.ksu.edu/item/kansas-4-h-horse-show-rulebook_S133

- A. 4-H Horse Show will start promptly on Monday at 9:00 a.m. **sharp** with vet checks at 8:00 a.m. Timed events at 7:00 p.m. No late entries permitted.
- B. Age of horse determined as of January 1st in the year in which it was born. Horse ID Certificate must be on file in the Extension Office by June 1st for any horse that may be entered at the 4-H or FFA Fair Show.
- C. Stallions may be exhibited in the weaning halter classes only.
- D. Horses may be exercised in the area southeast of the arena during both horse shows. At any other time, **horses must be exercised in the arena only. No horses will be allowed outside of the horse facility area. No livestock will be allowed inside the race track or around the carnival equipment. NO EXCEPTIONS!**
- E. Horses are not allowed to leave the fairgrounds until released by a superintendent after 5:00 p.m. Thursday and stalls are clean. Special permission or exceptions can only be given by the Fair Board President and Superintendent. Unexcused absence may result in loss of premium.
- F. Livestock will not be tied to the outside of the horse stalls or to the arena fencing.
- G. No horses may be ridden in the barn.
- H. All Horse exhibits are required to use wood chips for bedding.
- I. Horses not properly cared for will result in a forfeit of premium money and the animal being sent home.
- J. **Horses will be stalled for the duration of the fair until animal check out. Please do not stall animals until stall assignments have been made by Superintendents.** Contingent upon available stalls. Exhibitors **MUST clean out their own stall prior to release or premium money will be withheld.**
- K. All horses must be stalled by 9:00 p.m.
- L. **Point system will be total points earned by the rider alone.** (Contestants will be allowed to use more than 1 horse but not more than 2 for the performance classes.)
- M. Show will be conducted under a point sheet in packet guidelines for district and state. Consult the Kansas 4-H Horse Show Booklet.
- N. Veterinarians will be on hand to check the health of the horses Monday morning at check in. No animals stalled on the grounds until examined by Health Officials. No health certificates allowed. Animals must be free of clinical signs of infections or contagious diseases to be allowed on the fairgrounds.
- O. **A valid VS Form 10-11 showing evidence of a negative Equine Infectious Anemia (Coggins) test conducted by a state-approved laboratory within 12 months prior to exhibition is required by KDA-DAH. Foals six months of age and younger, accompanying their EIA-negative dams, are exempt from EIA test requirements.**

HALTER CLASSES

Horses over 56" high.

1. Filly-Mare-Foal-A, 2022;B, 2021; C, 2020; D, 2019 or older
2. Gelding- Foal- A, 2022;B, 2021; C, 2020; D, 2019 or older
3. Stallion- Foal- A, 2022 only

Horses under 56" high.

4. Filly-Mare-Foal-A, 2022;B, 2021; C, 2020; D, 2019 or older
5. Gelding- Foal- A, 2022;B, 2021; C, 2020; D, 2019 or older
6. Stallion- Foal- A, 2022 only

SPECIAL AWARDS-

*A banner will be presented to Grand Champion Mare by **Otter's Inc.**

*A banner will be presented to Reserve Grand Champion Mare by **Craig & Nancy Hager.**

*A banner will be presented to Grand Champion Gelding by **Otter's Inc.**

*A banner will be presented to Reserve Grand Champion Mare by **Craig & Nancy Hager.**

* Herdsmanship Award will be made to the exhibitors of the club or chapter maintaining the best display by **Darren and Galen Wentz of Wentz Enterprises, LLC and by Deb & Dan Field in memory of Julius & Alice Field.** See Herdsmanship Award scorecard on page 7.

*Overall Champion Gelding and Mare Halter Classes sponsored by **Wegener Quarter Horses.**

PREMIUMS- Blue-6 points, Red-4 points, and White-2 points.

FITTING AND SHOWING

The Round Robin will require the Champion participant in the Senior and Intermediate age groups in the Horse class. An orientation will be held at 2:45 p.m. on Thursday with the Round Robin Showmanship to begin at 3:30 p.m. **Youth who enter the showmanship will do so with the intent to enter the Round Robin and Orientation clinic should they be selected as Champion.**

7. Senior Division- Exhibitor from above Horse Classes, 15 years and older.
8. Intermediate Division- Exhibitors from above Horse Classes, 11 to 14 years of age.
9. Junior Division- Exhibitors from above Horse Classes, 7 to 10 years of age.

Judged 50 percent on fitting and 50 percent on showmanship. Exhibitors must show their own animal.

SPECIAL AWARDS-

*Junior participation awards will be presented to the 7-10 year olds by **Frisch Performance Horses-Jamie & Adam Frisch.**

*A banner will be presented to the Junior Champion Horse Showman by **Decatur Coop Association.**

*A personalized award will be presented to the Junior Champion Horse Showman by **McKenna Land & Cattle, LLC.**

*A banner will be presented to the Junior Reserve Champion Horse Showman by **Otter's Inc.**

*A personalized award will be presented to the Junior Reserve Champion Horse Showman by **Norton County 4-H Council.**

*A banner will be presented to the Intermediate Champion Horse Showman by **Nex-tech, Lenora.**

*A personalized award will be presented to the Intermediate Champion Horse Showman by **McKenna Land & Cattle, LLC.**

*A banner will be presented to the Intermediate Reserve Champion Horse Showman by **Otter's Inc.**

*A personalized award will be presented to the Intermediate Reserve Champion Horse Showman by **Norton County 4-H Council.**

*A banner will be presented to the Senior Champion Horse Showman by **Ag Valley Coop.**

*A personalized award will be presented to the Senior Champion Horse Showman by **McKenna Land & Cattle, LLC.**

*A banner will be presented to the Senior Reserve Champion Horse Showman by **Otter's Inc.**

*A personalized award will be presented to the Senior Reserve Champion Horse Showman by **Norton County 4-H Council.**

PREMIUMS- Blue-6 points, Red-4 points, and White-2 points.

PERFORMANCE CLASSES

Point system will be total points earned by the rider alone.

11. BareBack Pleasure
 - A. 15 years and older
 - B. 11 to 14 year olds
 - C. 10 and under
12. Western Horsemanship (Rider is being judged)
 - A. 15 years and older
 - B. 11 to 14 year olds
 - C. 10 and under
13. Western Pleasure
 - A. 15 years and older
 - B. 11 to 14 year olds
 - C. 10 and under
14. Working Ranch Horse
 - A. 15 years and older
 - B. 11 to 14 year olds
 - C. 10 and under
15. Reining
 - A. 15 years and older
 - B. 11 to 14 year olds
 - C. 10 and under
16. Pole Bending
 - A. 15 years and older
 - B. 11 to 14 year olds
 - C. 10 and under
17. Barrel Racing
 - A. 15 years and older
 - B. 11 to 14 year olds
 - C. 10 and under
18. Trail Class- Obstacles will be timed
 - A. 15 years and older
 - B. 11 to 14 year olds
 - C. 10 and under
19. Breakaway Calf Roping
 - A. 15 years and older
 - B. 11 to 14 year olds
 - C. 10 and under

Western Attire is required. See 4-H Horse Show Rule Book for specific rules. More information announced at show time.

SPECIAL AWARDS-

*Bareback Pleasure- Award given to the top contestant in each age level by **Norton County Horse Council**.

*Western Horsemanship- Award given to the top contestant in each age level by **Lowry Ranch, Calvin & Emily Lowry**.

*Western Pleasure- Award given to the top contestant in each age level by the **Dave Ward family**.

*Reining- Award given to the top contestants in the Senior, Intermediate and Junior age level by **Maddy Performance Horses, Marisa Maddy**.

*Pole Bending- Award presented to the top contestant in each age level by **Juenemann Farms, LLC**

*Barrel Racing- Award presented to the top contestant in each age level by **Covenant Realty**.

*Breakaway Calf Roping- Award will be given to the top contestant in each level by **Kowpoke Supply & Lumber**.

*Trail Class- Award given to the top contestant in each age level by **Mrs. Frank Hillebrand**

*Working Ranch Horse- Award given to the top contestants in each age level by **Island Cattle Co. Inc. Clint and Corinne Cox**.

*Belt Buckles will be presented to the Grand Champion and Reserve Champion in each age group.

Senior Grand-**Spring Creek Ranch, Curtis & Cindy and Don & Marilyn Lowry**

Senior Reserve Grand **Lifetime Insurance Partners**

Intermediate Grand- **Norton FFA**.

Intermediate Reserve Grand- **Mary Ann Hager and Craig & Nancy Hager**.

Junior Grand- **Esslinger Ranch, Dean & Linda Esslinger**

Junior Reserve Grand- **Matt & Megan Stevenson**.

*A banner will be presented to the Grand & Reserve Champion High Point of each division Junior, Intermediate, & Senior by **Otter's Inc. PREMIUM**-Blue-12 points, Red-8 points, and White-4 points.

Department E Dairy

SUPERINTENDENT

Wyatt Harting, Chris Harting, Weston Harting,

Bart Brooks, Kaid McKenna, Dustin Harting,

& Jason Mckenna

Separate Classes for Ayrshire, Guernsey, Holstein, and Jersey, Milking Shorthorn, Brown Swiss and other breeds.

*PRE-ENTRY- Entry for ALL exhibits will be completed through FairEntry, an online service, located at

<http://nortoncountyfair.fairentry.com> by July 1st.

Refer to the 4-H Project Resource guide or Superintendents for additional project information <https://www.kansas4-h.org/projects/>.

If you are planning to exhibit your project at the Kansas State Fair please refer to to KSF Exhibitor Handbook as State Fair rules may be more strict than County Fair rules- [https://www.kansas4-](https://www.kansas4-h.org/educational-experiences/fair-resources/kansas-state-fair/)

[h.org/educational-experiences/fair-resources/kansas-state-fair/](https://www.kansas4-h.org/educational-experiences/fair-resources/kansas-state-fair/)

***The dairy show will begin at 9:00 am on Wednesday.**

HEALTH- See #10 of the 4-H and FFA general guidelines. All Beef and Dairy check in will be from 9:30 a.m.-10:30 a.m. No early stalls until health inspection and entry check in complete.

MILKING COWS- With the superintendent's permission, milking cows may be entered on entry day or day of show and taken home after the show. Contact Dairy and Beef Superintendent Tuesday for late entry and check in.

1. Heifer Calf (under one year, July 1st)
2. Yearling Heifer (one year and under two July 1st)
3. Cow (over two years)

SPECIAL AWARDS-

* Herdsmanship Award will be made to the exhibitors of the club or chapter maintaining the best display by **Darren and Galen Wentz of Wentz Enterprises, LLC and by Deb & Dan Field in memory of Julius & Alice Field**. See Herdsmanship Award scorecard on page 7.

PREMIUM- Blue-20 points, Red-10 points, and White-5 points.

FITTING AND SHOWING

The Round Robin will require the Champion participant in the Senior and Intermediate age groups in the Dairy class. An orientation will be held at 2:45 p.m. on Thursday with the Round Robin Showmanship to begin at 3:30 p.m. **Youth who enter the showmanship will do so with the intent to enter the Round Robin and Orientation clinic should they be selected as Champion.**

***No fitting stands or blowers in the Livestock Barn.**

1. Junior Division- Exhibitor from above Dairy Classes, 7 to 10 years of age.
2. Intermediate Division- Exhibitors from above Dairy Classes, 11 to 14 years of age.
3. Senior Division- Exhibitors from above Dairy Classes, 15 years and older.

Judged 50 percent on fitting and 50 percent on showmanship. Exhibitors must show their own animal.

SPECIAL AWARDS-

*A banner will be presented to the Junior Champion Dairy Showman by **Decatur County Coop Association.**

*A banner will be presented to the Intermediate Champion Dairy Showman by the **Bailey Ag Solutions, Inc.**

*A banner will be presented to the Senior Champion Dairy Showman by **Ag Valley Coop.**

PREMIUM-Blue-6 points, Red-4 points, and White-2 points.

Department F Goats

SUPERINTENDENT

Mindy Harting & Lauren Harting

*PRE-ENTRY- Entry for ALL exhibits will be completed through FairEntry, an online service, located at

<http://nortoncountyfair.fairentry.com> by July 1st.

Refer to the 4-H Project Resource guide or Superintendents for additional project information <https://www.kansas4-h.org/projects/>.

If you are planning to exhibit your project at the Kansas State Fair please refer to KSF Exhibitor Handbook as State Fair rules may be more strict than County Fair rules- <https://www.kansas4-h.org/educational-experiences/fair-resources/kansas-state-fair/>

Goat exhibitors are to consult their superintendents on proper bedding material.

Dairy Goat breeds shown together. The Norton Fair will support the Federal Health guidelines for “scrapies”. ALL goats that are shown for exhibition regardless of age (market or breeding goats) must have an official USDA Premise ID tag, or registered legible tattoo. Kids under 8 weeks do not need a tag.

HEALTH- See #10 of the 4-H and FFA general guidelines. All Goats check in will be from 10:30 a.m.-11:30 a.m. No early stalls until health inspection and entry check in complete.

Age of goats will be decided by the exhibitor.

May not sell Dairy Goats.

1. Dairy Junior Doe (up to 6 months of age)
2. Dairy Junior Doe (6 to 12 months of age) not in milk or previously freshened.
3. Dairy Junior Doe (12 to 24 months of age) not in milk or previously freshened.
4. Dairy Senior Doe (up to 24 months) in milk or previously freshened.
5. Dairy Senior Doe (up to 24 months to 5 years in age) in milk or previously freshened.
6. Dairy Senior Doe (5 years and older) in milk or previously freshened.

Meat Goats are judged on the merits of meat qualities and type. Market does or wethers may be judged together depending upon discretion of the superintendent. Classes may be divided by weight at the discretion of the superintendent. Market goats will be tagged with the official 4-H tag. Goats will show in one class.

Breeding Stock Classes

7. Junior Doe (up to 6 months of age)
8. Junior Doe (6 to 12 months of age)
9. Junior Doe (12 to 24 months of age)
10. Senior Doe (24 months to 5 years of age)
11. Senior Doe (5 years and older)
12. Junior Buck (born in current year)
13. Junior Buck (12 to 24 months of age)
14. Aged Buck (24 months and older)

Market Classes

15. Market Meat Goat, 60 lbs. and over may show for Class Champion.
16. Market Meat Goat, 59 lbs. and under may show for red ribbon only. Light weight, red ribbon animals will be allowed to sell but the resale floor price and disposition of the light weight animals will be the responsibility of the youth. Fair board and Superintendents are not responsible for the resale floor price to

support these light weight red ribbon animals.

Only Meat Goats are allowed to sell.

SPECIAL AWARDS-

*A banner will be presented to the Grand Champion Dairy Goat

*A banner will be presented to the Reserve Grand Champion Dairy Goat

*A banner will be presented to the Grand Champion Market Meat Goat by **Decatur County Coop.**

*A banner will be presented to the Reserve Grand Champion Market Meat Goat by **Bailey Ag Solutions, Inc.**

*A usable award will be presented to the Reserve Grand Champion Market Meat Goat by **Riley Spraying Service Inc.**

*A belt buckle will be presented to the Grand Champion Market Meat Goat by **Chris & Mindy Harting.**

*A banner will be presented to the Champion and Reserve Champion Breeding Doe and Buck by **Rocking W Trailer Sales, Robert Wyatt.**

*\$30 to the Grand Champion Market Meat Goat sponsored by **Norton County Fair Board.**

*\$15 to the Reserve Grand Champion Market Meat Goat sponsored by **Norton County Fair Board.**

*A usable award to the Class Champion Dairy Goat and goat participants are sponsored

* Herdsmanship Award will be made to the exhibitors of the club or chapter maintaining the best display by **Darren and Galen Wentz of Wentz Enterprises, LLC and by Deb & Dan Field in memory of Julius & Alice Field.** See Herdsmanship Award scorecard on page 7.

PREMIUM- Blue-12 points, Red-8 points, and White-4 points.

FITTING AND SHOWING

The Round Robin will require the Champion participant in the Senior and Intermediate age groups in the Goat class. An orientation will be held at 2:45 p.m. on Thursday with the Round Robin Showmanship to begin at 3:30 p.m. **Youth who enter the showmanship will do so with the intent to enter the Round Robin and Orientation clinic should they be selected as Champion.**

***No fitting stands or blowers in the Livestock Barn.**

1. Junior Division- Exhibitor from above Goat Classes, 7 to 10 years of age.
2. Intermediate Division- Exhibitors from above Goat Classes, 11 to 14 years of age.
3. Senior Division- Exhibitors from above Goat Classes, 15 years and older.

Judged 50 percent on fitting and 50 percent on showmanship. Exhibitors must show their own animal.

SPECIAL AWARDS-

*Junior participation awards will be presented to the 7-10 year olds by **Big Iron**

*A banner will be presented to the Junior Champion Goat Showman by **Decatur Cooperative Association.**

*A personalized award will be presented to the Junior Champion Goat Showman by **McKenna Land & Cattle, LLC.**

*A banner will be presented to the Junior Reserve Champion Goat Showman by **Farm Bureau Financial Services.**

*A personalized award will be presented to the Junior Reserve Champion Goat Showman by **Norton County 4-H Council.**

*A banner will be presented to the Intermediate Champion Goat Showman by the **New Look Body Shop.**

*A personalized award will be presented to the Intermediate Champion Goat Showman by **McKenna Land & Cattle, LLC.**

*A banner will be presented to the Intermediate Reserve Champion Goat Showman by **Farm Bureau Financial Services.**

*A personalized award will be presented to the Intermediate Reserve Champion Goat Showman by **Norton County 4-H Council.**

*A banner will be presented to the Senior Champion Goat Showman by **Ag Valley Coop.**

*A personalized award will be presented to the Senior Champion Goat Showman by **McKenna Land & Cattle, LLC**.

*A banner will be presented to the Senior Reserve Champion Goat Showman by **Farm Bureau Financial Services**.

*A personalized award will be presented to the Senior Reserve Champion Goat Showman by **Norton County 4-H Council**.

PREMIUM-Blue-6 points, Red-4 points, and White-2 points.

Department G Poultry SUPERINTENDENTS

Julie Hilburn, Jasmine Covington & Chelle Millan

*PRE-ENTRY- Entry for ALL exhibits will be completed through FairEntry, an online service, located at

<http://nortoncountyfair.fairentry.com> by July 1st.

Refer to the 4-H Project Resource guide or Superintendents for additional project information <https://www.kansas4-h.org/projects/>.

If you are planning to exhibit your project at the Kansas State Fair please refer to to KSF Exhibitor Handbook as State Fair rules may be more strict than County Fair rules- <https://www.kansas4-h.org/educational-experiences/fair-resources/kansas-state-fair/>

A. Entry time Tuesday 8:00 a.m. to noon. Check out time for Poultry is 8:00 p.m. Thursday after the livestock auction.

B. **Exhibitors should care for their animals during the fair and participate in pen clean up at release time at 8:00 p.m. on Thursday.**

C. Animals should be deemed healthy and free of clinical signs of contagious diseases before being caged at the fair by superintendent or health officials.

D. Poultry Showmanship is after judging of Rabbits.

E. Youth are encouraged to be on hand for judging.

F. Judged according to "Standards of Perfection". All standard breeds, cross breeds, and inbreeds show and judged separately.

G. **EXHIBITION CLASSES**-Includes young and old purebred, either standard or bantam chickens, standard turkeys, waterfowl and pigeons that will be compared to a Standard of Perfection. **Breeds show separate classes.**

H. **KANSAS POULTRY DISEASE ACT**- Routine surveillance testing will be performed for each county once every 5 years by KDA-DAH. Norton County will require testing in 2024, no testing is required for the 2023 county fair.

I. Sexes will not be compared against each other.

1. Standard Breeds, Large Chicken- Young Pen (trio) or one bird of either sex.
2. Standard Breeds, Large Chicken- Old Pen (trio) or one bird of either sex.
3. Standard Breed, Bantam- Young Pen (trio) or one bird of either sex.
4. Standard Breed, Bantam- Old Pen (trio) or one bird of either sex.
5. Turkeys, all breeds- Pen (pair) or one bird of either sex.
6. Ducks, all breeds- Pen (pair) or one bird of either sex.
7. Geese, all breeds- Pen (pair) or one bird of either sex
8. Pigeons, all breeds- Pen (pair) or one bird of either sex.
9. Game bird or Exotic Type Bird.

PRODUCTION CLASSES-Judging based on production qualities, either eggs or meat.

10. Egg Production Pullets- Pen, 3 standard bred, crossbred, or strain cross pullets to be judged on their potential egg producing ability.
11. Egg Production Hens- Pen, 2 standard bred, crossbred or strain cross hens to be judged on their present egg producing ability.
12. Meat-type Chickens- Pen, 3 standard bred, crossbred or strain cross birds of the same sex to be judged on meat quality.

SPECIAL AWARDS-

*A banner presented to the pen that represents the "Best of Show" for all poultry sponsored by **Marcia Nelson**.

*A banner presented to the pen that represents the "Reserve Best of Show" for all poultry sponsored by **Marcia Nelson**.

PREMIUM- Blue-6 points, Red-4 points, and White-2 points.

POULTRY SHOWMANSHIP

Project members will be given an opportunity to consult with the judge relating to their project. Showmanship will be based upon consultation with the judge, knowledge of the project, proper handling and demonstration to the judge, and appearance of bird and exhibitor.

Flexible schedules will be allowed for judging. Consult the 4-H Poultry Curriculum Guide, Level II for more reference.

13. Junior Division- Exhibitor from above Poultry Classes, 7 to 10 years of age.
14. Intermediate Division- Exhibitors from above Poultry Classes, 11 to 14 years of age.
15. Senior Division- Exhibitors from above Poultry Classes, 15 years and older.

SPECIAL AWARDS-

*A banner presented in Junior, Intermediate, and Senior Grand & Reserve Champion Poultry Showmanship by **Marcia Nelson**.

*Junior Poultry Participant award presented to 7-9 year olds is sponsored by **Molly Maddy**.

Department H Rabbits SUPERINTENDENTS

Julie Hilburn, Jasmine Covington & Chelle Millan

*PRE-ENTRY- Entry for ALL exhibits will be completed through FairEntry, an online service, located at

<http://nortoncountyfair.fairentry.com> by July 1st.

Refer to the 4-H Project Resource guide or Superintendents for additional project information <https://www.kansas4-h.org/projects/>.

If you are planning to exhibit your project at the Kansas State Fair please refer to to KSF Exhibitor Handbook as State Fair rules may be more strict than County Fair rules- <https://www.kansas4-h.org/educational-experiences/fair-resources/kansas-state-fair/>

A. Entry time Tuesday 8:00 a.m. to noon. Check out time for Rabbits is 8:00 p.m. Thursday after the livestock auction.

B. Animals should be deemed healthy and free of clinical signs of contagious diseases before being caged at the fair by superintendent or health officials.

C. **Exhibitors should care for their animals during the fair and participate in pen clean up at release time at 8:00 p.m. on Thursday.**

D. Rabbit Showmanship to begin at 2:00 p.m., followed by rabbit judging.

Each breed will show as a separate class.

1. Junior Doe- (under 6 months)
2. Doe- (6 to 8 months)
3. Senior Doe- (8 months and older)
4. Junior Buck- (under 6 months)
5. Buck- (6 to 8 months)
6. Senior Buck- (8 months and older)
7. Meat Animals- 3 rabbits, maximum weight 5 lbs. each

SPECIAL AWARDS-

*A banner presented to the pen that represents "Best of Show" for all rabbits sponsored by **Nex-Tech, Lenora**.

*A banner presented to the pen that represents "Reserve Best of Show" for all rabbits sponsored by **Nex-Tech, Lenora**.

PREMIUM-Blue-6 points, Red-4 points, and White-2 points.

RABBIT SHOWMANSHIP

Project members will be given an opportunity to consult with the judge relating to their project. Showmanship will be based upon consultation with the judge, knowledge of the project, proper handling and demonstration to the judge, and appearance of rabbit and exhibitor.

Flexible schedules will be allowed for judging. Consult the 4-H Rabbit Curriculum Guide, Level I for more reference.

1. Junior Division- Exhibitor from above Rabbit Classes, 7 to 10 years of age.
2. Intermediate Division- Exhibitors from above Rabbit Classes, 11 to 14 years of age.
3. Senior Division- Exhibitors from above Rabbit Classes, 15 years and older.

SPECIAL AWARDS-

*A banner is presented in Junior, Intermediate, and Senior Rabbit Grand Champion Showmanship by **Nex-Tech, Lenora**.

*A banner is presented in Junior, Intermediate, and Senior Rabbit Reserve Grand Champion Showmanship by **Yeis' Artfull Rabbits**

*A Usable award for Junior Rabbit is sponsored by **Molly Maddy**.

PREMIUM-Blue-6 points, Red-4 points, and White-2 points.

Department I Agronomy

SUPERINTENDENT

Extension

*PRE-ENTRY- Entry for ALL exhibits will be completed through FairEntry, an online service, located at

<http://nortoncountyfair.fairentry.com> by July 1st.

Refer to the 4-H Project Resource guide or Superintendents for additional project information <https://www.kansas4-h.org/projects/>.

If you are planning to exhibit your project at the Kansas State Fair please refer to to KSF Exhibitor Handbook as State Fair rules may be more strict than County Fair rules- <https://www.kansas4-h.org/educational-experiences/fair-resources/kansas-state-fair/>

A. Entries are exhibited in 4-H Building and must be entered by 5:00 p.m. on Tuesday. Judging will be at 10:30 a.m. on Wednesday.

LIMIT-One entry per class. Classes will be separated for each variety for Hybrid Grain Sorghum, Other Forage Sorghums, Small Grains, Alfalfa and Grass Seeds.

1. Yellow Corn, 5 ears
2. White Corn, 5 ears
3. Pop Corn, 5 ears
4. Stalks of Corn, 10 stalks Field Corn
5. Stalks of Corn, 10 stalks Sweet Corn
6. Hybrid Grain Sorghum, 5 heads
7. Atlas Forage Sorghum, 10 stalks
8. Ellis Forage Sorghum, 10 stalks
9. Early Sumac Forage Sorghum, 10 stalks
10. Other Forage Sorghums, 10 stalks
11. Wheat, One Quart
12. Oats, One Quart
13. Barley, One Quart
14. Alfalfa Seed, One Quart
15. Alfalfa Bale of Hay 6" thick slice
16. Grass Seed, One Quart
17. Confectionary Sunflowers, 3 heads
18. Oil Seed Sunflowers, 3 heads
19. Soybeans, 5 plants

SPECIAL AWARDS-

*Best of Show Crop Exhibit sponsored by **Big Iron Realty**.

PREMIUM- Blue-6 points, Red-4 points, and White-2 points.

Department J Horticulture &

Landscape Design

SUPERINTENDENT

Joel Zillinger

*PRE-ENTRY- Entry for ALL exhibits will be completed through FairEntry, an online service, located at

<http://nortoncountyfair.fairentry.com> by July 1st.

Refer to the 4-H Project Resource guide or Superintendents for additional project information <https://www.kansas4-h.org/projects/>.

If you are planning to exhibit your project at the Kansas State Fair please refer to to KSF Exhibitor Handbook as State Fair rules may be more strict than County Fair rules- <https://www.kansas4-h.org/educational-experiences/fair-resources/kansas-state-fair/>

A. LIMIT-One entry per class. Please list the cultivar or varietal name. Entries to be exhibited in the 4-H Building. **Judging will begin at 11:00 a.m.** The brochure "Exhibiting Fruits and Vegetables" is available at the Extension office and will be used as a guide for exhibition.

B. A county fair exhibit earning a purple ribbon may be replaced with another (out of season) vegetable for State Fair.

1. Plate of 5 Red Potatoes
2. Plate of 5 White Potatoes
3. Plate of 5 Sweet Potatoes
4. Plate of 5 Tomatoes
5. Plate of 5 Cherry Tomatoes
6. Plate of 5 White Onions
7. Plate of 5 Red Onions
8. Plate of Yellow Onions
9. Plate of 5 Table Beets
10. Plate of 5 Carrots
11. Plate of 5 Peppers, Sweet (Bell)
12. Plate of 5 Peppers, Hot
13. Plate of 5 Peppers, Other (Banana, Mango)
14. Plate of 5 Cucumbers, Slicers
15. Plate of 5 Cucumbers, Pickling
16. Plate of 5 Cucumbers, Burpless
17. Plate of 5 Okra
18. Plate of 5 Kohlrabi
19. Plate of 12 Beans, Green Snap
20. Plate of 12 Beans, Other Type
21. 1 Cantaloupe
22. 1 Eggplant
23. 1 Pumpkin
24. 1 Summer Squash, Zucchini (Large Baking)
25. 1 Summer Squash, Zucchini (Small Slicer)
26. 1 Summer Squash, Yellow
27. 1 Summer Squash, Other
28. 1 Winter Squash
29. 1 Watermelon
30. Sweet Corn (5 ears with husk)
31. 1 Cabbage
32. 1 Broccoli Head
33. Garlic, 3 bulbs
34. Dill, 1 head
35. Herbs
 - a. Basil, 5 sprigs
 - b. Parsley, 5 sprigs
 - c. Other herb, 5 sprigs
36. Other vegetable- not listed above
37. 3 Apples
38. 3 Pears
39. 3 Peaches
40. Grapes, 3 clusters
41. Rhubarb, 5 stalks

- PREMIUM-** Blue-6 points, Red-4 points, and White-2 points.
42. Garden Display- Five different fresh vegetables, canned vegetables not acceptable. Include only one variety of each vegetable. See bulletin “Exhibiting Fruits and Vegetables” at the Extension Office. For each type of vegetable entered in the Garden Display, include the same number of that type that is required in the above classes.

SPECIAL AWARDS-

*Trophy Award given to Best of Show and Reserve Best of Show by

PREMIUM- Blue-8 points, Red-6 points, and White-4 points.

Department K Floriculture

SUPERINTENDENT

Glenda Maurer, Darla Beasley & Rose Garrison

*PRE-ENTRY- Entry for ALL exhibits will be completed through FairEntry, an online service, located at

<http://nortoncountyfair.fairentry.com> by July 1st.

Refer to the 4-H Project Resource guide or Superintendents for additional project information <https://www.kansas4-h.org/projects/>.

If you are planning to exhibit your project at the Kansas State Fair please refer to to KSF Exhibitor Handbook as State Fair rules may be more strict than County Fair rules- <https://www.kansas4-h.org/educational-experiences/fair-resources/kansas-state-fair/>

- A. **LIMIT-**One entry per class. Entries to be exhibited in the 4-H Building.
- B. Flowers are to have been grown by a 4-H member.
- C. Judging will begin at 1:00 p.m.
- D. Exhibits must be entered in water-tight containers, clean clear bottles with large arrangements in quart size jars. Containers should be able to stand by self.
1. Garden Flower, annual bouquet.
 2. Garden Flower, perennial bouquet
 3. Flower arrangement (one or more varieties)
 4. Other arrangements- Superintendents may divide out in separate classes.
 5. Others not listed above.

PREMIUM- Blue-6 points, Red-4 points, and White-2 points.

SPECIAL AWARDS-

*Useable award given to the Best of Show by Gail & Sharon Schulze.

Department L Foods & Nutrition

SUPERINTENDENT

Julia Schemper, Cheri Brooks,

Ann & Aubrey DuBois

*PRE-ENTRY- Entry for ALL exhibits will be completed through FairEntry, an online service, located at

<http://nortoncountyfair.fairentry.com> by July 1st.

Refer to the 4-H Project Resource guide or Superintendents for additional project information <https://www.kansas4-h.org/projects/>.

If you are planning to exhibit your project at the Kansas State Fair please refer to to KSF Exhibitor Handbook as State Fair rules may be more strict than County Fair rules- <https://www.kansas4-h.org/educational-experiences/fair-resources/kansas-state-fair/>

- A. Open to all 4-H members taking the respective food projects. Those enroll in Level III or Level IV, and advanced levels, can enter in classes in their phase and also in classes of baked goods.
- B. Limit one entry per class.
- C. Exhibits will be judged as they are entered.
- D. Place baked products on covered cardboard cut to fit the size of the product. **Cardboard wrapped in foil should be used.** Enclose food

item in a large resealable zipper baggie or if needed a large roaster baggie. Do not use plastic food wrap? The entire product should be entered: i.e., no half cakes or half loaves.

E. Recipes in the 4-H foods curriculum are recommended but not required.

F. **TWO copies** of the recipe should be brought for each food entry.

G. Unfrosted cakes shall be exhibited in upright position with top crust showing, except for those cakes made with special design such as Bundt cake; they should have top crust down.

H. All exhibits are to be labeled when entered. Labels should be attached on the bottom of the covered cardboard and should contain: Name of product, class number, exhibitor’s name, address and county. **Labels should also indicate flavor, i.e., chocolate cake, cherry pie, etc.**

I. Only those 4-H youth who participated in the Breads workshop may enter in that category.

J. Perishable food items are not accepted. Perishable foods are those with custard or cream cheese type fillings and frostings, or foods requiring refrigeration or freezing. Fruit and Pecan pies are acceptable.

K. **Batter Bread** is a no-knead yeast bread using unbleached all-purpose flour. **Quick bread** is any bread leavened with leavening agents other than yeast or eggs.

L. For food safety purposes, any entries with frostings and fillings must calculate the amount of sugar in the frosting/filling recipe only.

Calculation must be attached to the entry, or the placing will be lowered one ribbon when judged. Frosting and fillings need to contain more than 65% sugar for safety. Examples on how to calculate this percentage are included in the publication located at:

<https://bookstore.ksre.ksu.edu/pubs/MF3544.pdf> .

LEVEL I - 1 to 2 years in project

1. Snack (one pint)
2. No Bake Cookies- 5
3. Drop Cookies- 5
4. Muffins- 5
5. Cupcakes from mix (frosted)- 5
6. Bar Cookies-5
7. Other

LEVEL II – 3 to 4 years in project

8. Nutritious Snack (one pint)
9. Loaf of Quick Bread
10. Muffins- 5
11. Bar Cookies or unfrosted brownies-5
12. Drop Cookies-5
13. Cornbread (entire loaf)
14. Biscuits-5
15. Plain Cake, one layer (unfrosted)
16. Coffee Cake (made without yeast)
17. Other

LEVEL III – 5 to 7 years in project

18. Breadsticks- 5
19. Fruit Muffins- 5
20. Loaf of Quick Bread
21. Coffee Cake
22. Loaf of Yeast Bread
23. Batter Bread
24. Bar Cookies or Brownies (unfrosted)- 5
25. Other

LEVEL IV- 8 years & up in project

26. Loaf of Quick Bread
27. Flat Bread
28. Loaf of Yeast Bread (traditional)
29. Yeast Rolls, made with Bread Machine- 5
30. Yeast Bread, made with Bread Machine
31. Yeast Rolls (traditional)- 5
32. Bar Cookies or Brownies (unfrosted)- 5
33. Fruit Tart
34. Food Product for a Special Diet

35. Other

BAKED GOODS

Those enrolled in Level III or Level IV can enter exhibits in these classes.

SPECIALTY BREADS

36. Coffee Cake (made with yeast)
37. Sweet Rolls (made with yeast)- 5
38. Tea Ring
39. Other Specialty Yeast Bread

CAKES

40. Two Crust Fruit Pie
41. Angel Food Cake- Unfrosted
42. Bundt Cake
43. Foam/Sponge Cake- Unfrosted
44. Chiffon Cake- Unfrosted, top side up
45. Layer Cake
46. Food Gift Container- Three different non-perishable food items in a suitable container. Home canned foods must follow food preservation rules. Food will be judged and sold. Include a listing of contents on a 3 x 5 card to be left with the container.

INTERMEDIATE & SENIOR

47. A baked food made from a recipe which you have changed to improve the nutritional value. Include both recipes, before and after changes.
48. A decorated food item- MUST BE A FOOD ITEM, not a decorated box.
49. A decorated food item made on a box- will be displayed throughout the fair.

SPECIAL AWARDS-

*An award presented by **In Memory of Don & Cindy McMullen** to the exhibitor of the "Best Food" entry Level I.

*An award presented by **Destination Kitchen/Thread Junkies Boutique** to the exhibitor of the "Best Food" entry Level II.

*An award presented by **Destination Kitchen/Thread Junkies Boutique** to the exhibitor of the "Best Food" entry Level III.

*An award presented by **In Memory of Don & Cindy McMullen** to the exhibitor of the "Best Food" entry Level IV.

*An award presented by **Norton County Title- Lindsey Bailey** to the exhibitor of the "Best Cake".

*An award presented by **Holste Family Farms** to the exhibitor of the "Best Specialty Bread".

EDUCATIONAL EXHIBITS

A. Can be a poster, notebook or other display showing and describing something learned, a project activity done, a food and nutrition community service program. Should relate to things done in the member's project.

50. Level I – 1 to 2 years in project
51. Level II – 3 to 4 years in project
52. Level III – 5 to 7 years in project
53. Level IV – 8 years and up in project

PREMIUM- Blue- 9 points, Red- 6 points, and White-4 points.

FAVORITE FOOD SHOW

54. The Favorite Food Show is an opportunity for 4-H youth to exhibit a Favorite Food they have learned to prepare as part of the 4-H food project. The 4-Her also uses their creative talents to plan the menu and table setting to accompany their Favorite Food. The Favorite Food show is held in January. Ribbons are presented to the 4-Her after a consultation judging..

PREMIUM- Blue- 9 points, Red- 6 points, and White-4 points.

SALE OF FOOD PRODUCTS

- A. After the food exhibits are judged, a small sample of each exhibit will be left on display, the balance of the exhibit will be offered for auction to the public. A 4-H member may be able to sell one item (if they are also selling livestock) or two items (if they are not selling livestock) with proceeds going to the 4-H member. If a 4-H member bakes other items they will be donated to Norton County 4-H Council. The 4-H member must be present to sell the food item in the foods auction. In making an entry the exhibitor agrees to participate in this plan of sale of food exhibits. Exhibited items should be in resealable Ziploc bags. No food wraps.
- B. The food sale will be held on Monday at 5:30 p.m. at the 4-H Building.

Department M Food Preservation

SUPERINTENDENT

Julia Schemper

*PRE-ENTRY- Entry for ALL exhibits will be completed through FairEntry, an online service, located at

<http://nortoncountyfair.fairentry.com> by July 1st.

Refer to the 4-H Project Resource guide or Superintendents for additional project information <https://www.kansas4-h.org/projects/>. If you are planning to exhibit your project at the Kansas State Fair please refer to to KSF Exhibitor Handbook as State Fair rules may be more strict than County Fair rules- <https://www.kansas4-h.org/educational-experiences/fair-resources/kansas-state-fair/>

- A. Open to members enrolled in Food and Nutrition phases.
- B. Exhibits must have been preserved since the member's previous year's county fair, and not been exhibited at the previous State Fair.
- C. Recipes and processing methods from the sources below are required. Recipes must be from current, tested resources listed below AND MUST BE ADJUSTED FOR ELEVATION based on your processing location, or it will be disqualified. Processing methods that will be disqualified include: open kettle-canning, oven canning, sun canning and using electric multi-cookers. If using the Presto Precise ® Digital Pressure Canner, please indicate the appliance is used for either water bath or pressure canning. Untested recipes will be disqualified for food safety reasons. Tested recipe sources include:

- a. K-State Research and Extension Food Preservation publications
- b. Other University Extension Food Preservation publications
- c. USDA Complete Guide to Home Canning, @2015
- d. So Easy to Preserve, 6th edition, The University of Georgia Cooperative Extension Service
- e. Ball® Blue Book Guide to Preserving, Edition 38
- f. Ball® Complete Book of Home Preserving, @2024
- g. Canning mixes (i.e. Mrs. Wage's, Ball®)
- h. Pectin manufacturers (i.e. SureJell, Ball®)
- i. [KSRE Rapid Response Center Recipes](#)
- j. [National Center for Home Food Preservation](#)
- k. Ball™

- D. Alcohol is not allowed as an ingredient in food preservation entries. Entries with alcohol will be disqualified and not be judged.
- E. There are no safe recommendations to can white peaches or elderberries.
- F. Each exhibit must have the complete recipe and instructions attached with the entry card, or it will be disqualified. Recipe must include exhibitor name, recipe source, date of publication, and elevation, where food was processed. If using Mrs.

Wage's or Ball® mixes, indicate the date the mix was purchased.

- G. Exhibits must be heat processed in clean, clear standard canning jars, with new matching brand (ex: use Ball® lids on Ball® jar.) two-piece lids. This includes fermented foods. Do not use colored jars, fancy padded lids, fabric over wraps or cozies as they interfere with the judging process. Do not reuse jars from commercial food products (ex: spaghetti sauce jars). No fancy packs unless recipe states to do so (ex: Pickled asparagus). Jars must be sealed when entered. For food safety reasons, the size of jars used must not be larger than the jar size stated in the recipe (ex: Salsa is canned in pint jars only, no quarts). Note: There are 12-ounce, 24-ounce and 28-ounce canning jars available and may be used. Use pint jar process recommendations for 12-ounce jars. Use quart jar process recommendations for 24 ounce and 28-ounce jars.
- H. Each jar exhibited must be labeled. The label must not cover brand name of jar. The label must give: Class Number, Product, Elevation where processed, Canning Method (water bath, weighted gauge or dial gauge pressure method), Process Time, Pressure (psi), Date processed including month and year, Name, and County/District.
- I. Classes will require one jar for each class.
- J. Hole punch the entry card and use a rubber band to attach the entry card and recipe around the top of the jar.
- K. If dried food product is not in a canning jar, it will be lowered one ribbon rating. Suggested amount: 1/3 – ½ cup, or three or four pieces per exhibit. Dried products must include the recipe, preparation steps and heating instructions. No freeze dried foods.
- L. All meat jerky must be heated to an internal temperature of 160 degrees F before or after drying. This is not the drying temperature! Jerky not heated to an internal temperature of 160 degrees F will be disqualified and not be judged. Heating information can be found in "Dry Meat Safely at Home."

Classes:

- 1 Sweet Spreads (Fruit and/or Vegetables), Syrups; One jar
- 2 Fruits, Juices, Fruit mixtures (Salsa, Pie Filling, etc.); One jar
- 3 Low Acid Vegetables (green beans, corn, etc or vegetable mixtures.); One jar
- 4 Pickles (Fruit or Vegetable), Fermented Foods, Relishes and Chutney; One jar
- 5 Tomato/Tomato Products, Tomato Juice and Tomato Salsas; (Salsa in pints only, no quarts); One jar
- 6 Canned Meats; One jar
- 7 Any Dried Food: One small jar (Does NOT include Freeze Dried)

M. Containers may be opened at the discretion of the judge.

N. The official resource for canning & food preservation guidelines are found with this publication https://nchfp.uga.edu/publications/usda/INTRO_HomeCanrev0715.pdf

PREMIUM- Blue-6 points, Red-4 points, and White-2 points

PRESERVING FOR THE FAMILY

1. Fruits for salads or desserts. Three jars of different fruits (including tomatoes). A menu using one or more in a salad or dessert must accompany the exhibit. Menu to be on a 3 x 5 card.
2. Foods for a quick meal. Three jars of foods to include (1) meat or poultry; (2) vegetable and (3) a fruit that might be kept on a reserve shelf for a quickly prepared meal. Include a menu for the meal using the three foods. For this menu, bread and butter, potatoes or rice, a raw salad and beverage may supplement the foods exhibited. Exhibits must be accompanied by the menu on a 3 x 5 card.
3. Food for a company dinner. Three jars of different foods that might be used for a more elaborate meal for company. Exhibits must be accompanied by the menu on a 3 x 5 card. Jelly can be one of the three jars exhibited. Identify the occasion and who will be your guests. Write a recipe on the back of the menu card giving unusual preparation or seasoning for one vegetable in your menu.
4. Three jars of jelly. Each container has a different flavor.

SPECIAL FOOD PRESERVATION EXHIBITS

(All Food Preservation members eligible)

5. One hiking meal of 4-5 dried foods- about ½ to ¾ cup each. Include menus for each hiking item
6. A fruit leather, any one flavor. Three rolled pieces (4 to 6" long).
7. A dried fruit or vegetable, about ½ to ¾ cup of either.
8. 3 pieces of jerky, each approximately 1" in width by 3" in length.

PREMIUM- Blue- 9 points, Red- 6 points, and White-4 points.

Department N Sewing & Textile Design

SUPERINTENDENT

Katrina Hines

*PRE-ENTRY- Entry for ALL exhibits will be completed through FairEntry, an online service, located at <http://nortoncountyfair.fairentry.com> by July 1st.

Refer to the 4-H Project Resource guide or Superintendents for additional project information <https://www.kansas4-h.org/projects/>. If you are planning to exhibit your project at the Kansas State Fair please refer to to KSF Exhibitor Handbook as State Fair rules may be more strict than County Fair rules- <https://www.kansas4-h.org/educational-experiences/fair-resources/kansas-state-fair/>

- A. Open to all 4-H club members enrolled in a clothing project. Number of entries per class is not limited.
- B. **IF GARMENTS ARE MADE FOR CONSTRUCTION JUDGING, THE 4-H MEMBER IS TO ENTER THE FASHION REVUE. EACH 4-H MEMBER IS TO PARTICIPATE IN THE PUBLIC FASHION REVUE.**
- C. Garment may have been worn before exhibiting, but if so, it must be carefully laundered.
- D. Place garments on a hanger with a hook toward the right shoulder of the garment. Attach skirts to hangers with large safety pins. If an item to complete the exhibit is in a clear plastic bag, attach it to the hanger with large safety pins. If fabric is delicate and the garment must be protected, place it in a clear plastic sack.
- E. All garments exhibited except classes 1, 4, 7, & 10 must be modeled in Department O, class 13 is optional. If a 4-H member is not able to be present the day of Clothing and Fashion Revue Judging, garments

may be entered in Department N only. If a 4-H member has 3 or less entries they must model all three. If a 4-H member has 3 or more entries, they may model only three.

SEWING – LEVEL I (1-2 years in project)

An Article or Accessory

A Garment

Upcycle

SEWING – LEVEL II (3-4 years in project)

An Article or Accessory

A Garment

Upcycle

SEWING – LEVEL III (5-7 years in project)

An Article or Accessory

A Garment

Upcycle

SEWING –LEVEL IV (8 years & up in project)

An Article or Accessory

A Garment

Upcycle

DEFINITIONS

ARTICLE- An item constructed in a clothing project such as backpack, laundry bag, garment bag, PJ's holder, tent, sleeping bag, cape, hat, gloves, scarf, pillow etc.

GARMENT- Can be a skirt, a vest, a blouse, a shirt, a pair of slacks, a dress, a coat, a jump suit, etc.

UPCYCLE ARTICLES- Item made of at least 50% recycled material (reusing an existing item in a new way). Could be remaking/redesigning a garment, repurposing a clothing item for a new use, etc. **MUST** attach a 3 x 5 card describing the recycled materials & how they were used.

EXTRAS

For 4-H members enrolled in all levels.

Made for someone else

EDUCATIONAL EXHIBITS

Can be a poster, notebook or other display showing and describing something learned or a project activity done, a clothing and textiles community service program. Should relate to things done in the project in which the member is enrolled. Educational exhibits will be judged at the county fair along with Departments AA and BB. Space for displays must be requested by July 4th at the Extension Office.

Level I- 1 to 2 years in project

Level II- 3 to 4 years in project

Level III- 5 to 7 years in project

Level IV- 8 years & up in project

SPECIAL AWARDS-

*A special award will be presented to the 4-H members with the best constructed garments in Clothing – Level I, II, III, & IV. The awards are presented by **In Memory of Don & Cindy McMullen.**

PREMIUM-

CLOTHING-LEVEL I

Blue-6 points, Red-4 points, & White- 2 points

CLOTHING-LEVEL II & III

Blue-9 points, Red-6 points, & White- 4 points

CLOTHING-LEVEL IV

Blue-12 points, Red-9 points, & White-6 points

Department O Shopping In Style

SUPERINTENDENT

Courtney Siemens & Katrina Hines

*PRE-ENTRY- Entry for ALL exhibits will be completed through FairEntry, an online service, located at

<http://nortoncountyfair.fairentry.com> by July 1st.

Refer to the 4-H Project Resource guide or Superintendents for additional project information <https://www.kansas4-h.org/projects/>. If you are planning to exhibit your project at the Kansas State Fair please refer to to KSF Exhibitor Handbook as State Fair rules may be more strict than County Fair rules- <https://www.kansas4-h.org/educational-experiences/fair-resources/kansas-state-fair/>

4-H members will learn what clothing styles look best on them while they also gain skills in building a versatile wardrobe and staying within their budget. Each year enrolled in Shopping in Style should build on previous year's learning experience. Exhibit one of the following options that align with the 4-H member's Shopping in Style level.

Rules

1. Posters can be flat poster board or foam board, no larger than 22" x 28."
2. Tri-fold educational displays must be free standing and no larger than 36" x 48."
3. Photos of 4-H members in purchased outfits must demonstrate criteria as outlined on the scoresheet. Consider multiple angles, good light and highlight details so that the judge may accurately evaluate the exhibit.
4. Exhibits should include actual photos of 4-H members in garments, and may also include pictures from magazines or the internet.

Eligibility – 4-H members wishing to exhibit must be enrolled in the Shopping in Style project.

Quota – A 4-H member may make only one entry in this division.

Classes Exhibit one of the following options that align with the appropriate Shopping in Style level:

14. Shopping in Style: Junior (age 9) Choose one of the following activities from Unit 1 or Unit 2 of the curriculum project manuals.

Exhibit should consist of poster that showcases:

- A. A. a garment you purchased that reflects your personal style and explains how this garment reflects your style and how it influences what others think of you; OR
- B. B. a garment you purchased and explains how your personal style either aligns or contradicts what is considered to be "in style" today. OR
- C. C. a garment you purchased and explains or illustrates how this garment is a modern version of a fad or fashion from an earlier decade; OR
- D. D. a garment you purchased and explains how this garment reflects a different ethnic or cultural influence; OR
- A. E. a garment you purchased and includes a color discussion that provides an overview of how different colors complement different hair colors and skin tones and how that influenced garment selection.

15. Shopping in Style: Intermediate (age 10-13)– Choose one of the following activities from Unit 3 or Unit 4 of the curriculum project manuals. Exhibit should consist of a display that showcases:

- A. an outfit you purchased to wear with a clothing item that was already in your wardrobe that still fit but you didn't wear anymore. Explains why the clothing item was not being worn and what you did to transform it into a wearable garment again. OR
- A. B. a top and bottom that you purchased, as well as at least three pieces of clothing in your existing wardrobe that you can mix and match with the new items to create multiple outfits. Includes a clothing inventory and explains what you have learned by completing this activity. OR

- B. C. an outfit you purchased and explain why you selected the garment you did, your shopping budget, and cost per wear; OR
- C. D. an outfit you purchased and explain how advertising influences clothing purchases making a distinction between wants and needs. Include your shopping budget and cost per wear. OR
- D. E. an outfit you purchased along with a cost comparison between garments/accessories purchased vs. sewing/constructing the outfit. Comparison should include a variety of shopping options and/or price tracking at stores over a period of time.

16. Shopping in Style: Senior (age 14-18)– Choose one of the following activities from Unit 5 or Unit 6 of the curriculum project manuals. Exhibit should consist of a display that showcases:

- A. A. an outfit you purchased and care requirements not only for this garment but also for garments made of other natural and synthetic fibers. Display should also include a care cost analysis for garments of different fibers; OR
- B. B. an outfit you purchased which you have repaired or altered. Include a clothing inventory list which includes cost savings for repaired items as compared to purchasing replacement garments; OR
- C. C. an outfit you purchased along with plans and commentary for a fashion show that would capture the attention of an audience. Plans should identify target audience, venue, theme, budget, and logistical plan for the fashion show; OR
- D. D. an outfit you purchased and explain 3 methods of clothing repair that you have learned, i.e. torn seam, torn hem, replacing a button, etc. Display should also include photos and a list of your assembled clothing first aid kit. Include itemized expenses; OR
- E. E. An outfit you purchased, and feature any other completed activity from the Shopping In Style curriculum of your choosing that isn't listed above.

SHOPPING IN STYLE JUNIOR DIVISION

1. Casual or School Outfit
2. Best Dress Outfit

SHOPPING IN STYLE INTERMEDIATE DIVISION

3. Casual or School Outfit
4. Best Dress Outfit

SHOPPING IN STYLE SENIOR DIVISION

5. Casual or School Outfit
6. Best Dress Outfit
7. Formal Evening Wear

DEFINITIONS

CASUAL/SCHOOL OUTFIT- An outfit that can be worn to school or for active or spectator sports such as: shorts, pants, jeans, skirts, sweats, etc.

DRESS OUTFIT- An outfit that can be worn for such activities as: church, banquets, contests or game days.

FORMAL EVENING WEAR- Formal dresses for girls, suits, and sport coats with ties for boys.

SPECIAL AWARDS-

*A usable award by **Lois Wentz** to the Fashion Revue Grand Champion in Girls Shopping in Style: Senior, Intermediate, and Junior Division.

*A usable award by **Norton County Title** Champion Boys Shopping in Style: Senior, Intermediate, and Junior Division.

PREMIUM-Blue-6 points, Red-4 points, & White-2 points

Department P Fashion Revue SUPERINTENDENT

Courtney Siemens & Katrina Hines

*PRE-ENTRY- Entry for ALL exhibits will be completed through FairEntry, an online service, located at <http://nortoncountyfair.fairentry.com> by July 1st.

Refer to the 4-H Project Resource guide or Superintendents for additional project information <https://www.kansas4-h.org/projects/>. If you are planning to exhibit your project at the Kansas State Fair please refer to to KSF Exhibitor Handbook as State Fair rules may be more strict than County Fair rules- <https://www.kansas4-h.org/educational-experiences/fair-resources/kansas-state-fair/>

- A. Open to any 4-H member enrolled in a clothing project.
- B. All garments exhibited in Department N except classes 1, 4, 7, & 10 must be modeled, class 13 is optional. If a 4-H member has 3 or less entries they must model all 3, if a 4-H member has 3 or more entries they may only model 3.
- C. Entries for constructed garments are not limited. Two entries allowed per exhibitor in Shopping in Style. The Senior Division is allowed 2 entries, plus one entry in the formal evening wear class.
- D. Junior Division -7 to 10 years of age
Intermediate Division-11 to 13 years of age
Senior Division- 14 & older
- E. IF ENTRIES ARE MADE FOR FASHION REVUE JUDGING, THE 4-H MEMBER IS TO MODEL IN THE PUBLIC FASHION REVUE. ANY 4-H MEMBER THAT DOES NOT PARTICIPATE IN THE PUBLIC FASHION REVUE WILL FORFEIT SPECIAL AWARD AND PREMIUM. SENIOR DIVISION CHAMPIONS MUST MODEL IN PUBLIC FASHION REVUE TO BE ELIGIBLE FOR STATE FAIR FASHION REVUE.

Fashion Revue

8. For 4-H members, age 7-10, enrolled in the Sewing & Textile Design Project.
9. For 4-H members, age 7-10, enrolled in the Shopping in Style Project.
10. For 4-H members, age 11-13, enrolled in the Sewing & Textile Design Project.
11. For 4-H members, age 11-13,, enrolled in the Shopping in Style Project.
12. For 4-H members, age 14-18, enrolled in the Sewing & Textile Design Project.
13. For 4-H members, age 14-18,, enrolled in the Shopping in Style Project.

DEFINITIONS

GARMENT- Can be a skirt, a vest, a blouse, a shirt, a pair of slacks, a dress, a coat, a jumpsuit, etc.

COORDINATES- 2 or more pieces that can be worn together at the same time but not necessarily a complete outfit such as skirt and vest, suit, jacket with slacks and skirt, p.j. 's, jumper and blouse, etc.

SPECIAL AWARDS-

*A usable award by **Lois Wentz** to the Fashion Review Grand Champion in Construction: Senior, Intermediate, and Junior Division.

*A usable award by **Lois Wentz** to the Fashion Revue Grand Champion in Girls Shopping in Style: Senior, Intermediate, and Junior Division.

*A usable award by **Norton County Title** Champion Boys Shopping in Style: Senior, Intermediate, and Junior Division.

PREMIUM-Blue-6 points, Red-4 points, & White-2 points

Department Q Heritage Fiber Arts

SUPERINTENDENT

Regina Stark

*PRE-ENTRY- Entry for ALL exhibits will be completed through FairEntry, an online service, located at <http://nortoncountyfair.fairentry.com> by July 1st.

Refer to the 4-H Project Resource guide or Superintendents for additional project information <https://www.kansas4-h.org/projects/>. If you are planning to exhibit your project at the Kansas State Fair please refer to to KSF Exhibitor Handbook as State Fair rules may be more strict than County Fair rules- <https://www.kansas4-h.org/educational-experiences/fair-resources/kansas-state-fair/>

- A. Heritage Fiber Arts entered and consult judged by 1:00 p.m. to 3:00 p.m. on Tuesday
- B. Identification Label:
 1. Type or print on 3 x 2 ½" piece of cloth: class number, county or district, and exhibitor's name.
 2. Sew or safety pin this ID label on the corner of the article.
 3. For garments, attach an ID label to the front left shoulder seam, or left side of waistband, as if you were wearing the garment, or lower left corner of flat articles.
- C. Fiber Arts is any method of creating an article designed with fiber, fabric or yarn. This may include weaving, crocheting, needlepoint, or when fabric is changed into something different such as quilting, embroidery, or ethnic art. Ethnic arts should use fiber, yarn or fabric to create design.
- D. A member may enter up to 3 exhibits in each class.
- E. When articles which are normally worn as a pair are exhibited, both articles must be shown together. Fasten articles together securely with yarn.
- F. The exhibitor may attach a 3 x 5 card with the entry form to give the judge any information which the exhibitor thinks would be helpful for the judge to know. Explain whether you created the fabric for a knitted article by hand or by a knitting machine. Explain if the exhibit contains any recycled materials, or is made of at least 90% wool.
- G. Exhibitors are expected to be enrolled in the Heritage Fiber Arts project in which they are entered. When the exhibit is a sewed garment that also includes one or more Heritage Fiber Art techniques (i.e. knitting, crochet, needle arts, or patchwork and quilting), the determination of what division (Clothing or Heritage Fiber Arts) and class in which to enter will be left with the 4-H member.
- H. All exhibits which need to be hung MUST have the appropriate hanger, rod, wire or other mechanism attached in order to be properly displayed.
- I. There are no age-specific classes in Heritage Fiber Arts. The exhibitor's age and years in the project will be considered by judges.
- J. A quilt is a textile product that consists of 3 layers: a top, the center filling (usually batting), and a backing fabric. The 3 layers are held together by hand or machine stitches.
 1. Crochet, an article
 2. Knitting, an article made either by hand or by knitting machine (see F above)
 3. Needle Arts, an article created by hand using any of the following techniques: a) embroidery and cross-stitch; b) needlepoint; c) candle wicking; d) crewel; e) lacework; f) applique; g) latch hook
 4. Quilting, (articles such as, but not limited to, bed linens, table top articles, wall hangings, pot holders, tote bags, purses & bags). See definition J above.
 5. Rug Making, a rug
 6. Spinning, a skein
 7. Weaving, a woven article
 8. Ethnic Arts, an article
 9. Macramé, an article

10. School Quilt Project

SPECIAL AWARDS-

*A usable award will be presented by **Stitch Up a Storm** for Grand & Reserve Grand Champions selected from the above Fiber Arts Exhibits.

The following class is not eligible for Champion, Reserve Champion or State Fair exhibit.

11. Club or Group Exhibits of fiber arts article

PREMIUM- Blue-9 points, Red-6 points, & White-4 points

Department R Visual Arts & Crafts

SUPERINTENDENT

Courtney Siemens

*PRE-ENTRY- Entry for ALL exhibits will be completed through FairEntry, an online service, located at <http://nortoncountyfair.fairentry.com> by July 1st.

Refer to the 4-H Project Resource guide or Superintendents for additional project information <https://www.kansas4-h.org/projects/>. If you are planning to exhibit your project at the Kansas State Fair please refer to to KSF Exhibitor Handbook as State Fair rules may be more strict than County Fair rules- <https://www.kansas4-h.org/educational-experiences/fair-resources/kansas-state-fair/>

- A. Open to all 4-H club members enrolled in Arts & Crafts.
- B. 4-H MEMBERS MAY EXHIBIT ONLY IN CLASSES LISTED FOR PHASES IN WHICH THEY ARE ENROLLED.
- C. LIMIT-ONE ENTRY PER CLASS.
- D. Each exhibit is to be labeled when entered. Labels should be attached in an inconspicuous place and should contain: name of exhibit, class number, and exhibitor's name.
- E. Exhibitor's age is to be included on the entry card.
- F. EXHIBITS OF ART ARE TO BE FRAMED AND READY TO HANG.
- G. Art exhibits (Sketches, paintings, and drawings) will be judged as they are entered consultation judging will begin at 1:00 p.m., and are to be removed between 8:00 a.m. and 9:00 a.m. on Friday.
- H. A critique of the art exhibits will be presented by the judge at 1:30 p.m. on Monday, along with open class artwork.
- I. Craft and Skill Art exhibits will be judged as they are entered, from 1:00 p.m. to 3:00 p.m. on Tuesday.
- J. The State Fair Exhibition will be selected by the County judge. Each county may submit one entry from each of the five categories (Fine Arts, Clay and Ceramics, Leather and Jewelry, Three-Dimensional, and General Crafts) for a total of five entries per county. If a county doesn't have an entry for one of the classes, they may submit a second entry in one of the other classes to meet the quota of five entries per county.
- K. Legos and Models for the Self-Determined project will be judged with open class Models will be judged as they are entered starting at 1:00 p.m. on Monday.
- L. All models/Legos need to include instructions and color cover pages
- M.
- N. Each exhibitor is limited to a maximum of 2 entries in the Lego categories.

FINE ARTS

1. Oil
2. Chalk
3. Charcoal
4. Dyes
5. Pastels
6. Pencil

7. Ink
8. Acrylic, or Watercolor on: Canvas, Canvas board, paper, wood, metal, or textiles.

PREMIUM- Blue-9 points, Red-6 points, & White-4 points

GENERAL CRAFTS

9. General Craft Item

PREMIUM- Blue-6 points, Red-4 points, & White-2 points

CLAY & CERAMICS

10. Fired
11. Unfired
12. Hand Formed
13. Thrown on a Wheel

PREMIUM- Blue-9 points, Red-6 points, & White-4 points

LEATHER & JEWELRY

14. Stamping
15. Carving
16. Tooling
17. Lacing
18. Stitching
19. Leather Project Kit

PREMIUM- Blue-9 points, Red-6 points, & White-4 points

THREE DIMENSIONAL

20. Free-Standing
21. Hanging

PREMIUM- Blue-9 points, Red-6 points, & White-4 points

SPECIAL AWARDS-

*A usable award will be presented by **New Look Body Shop** for Best of Show in Fine Arts, General Crafts, Clay & Ceramics, Leather & Jewelry, & Three Dimensional.

Department S Interior Design & Architecture

SUPERINTENDENT

*PRE-ENTRY- Entry for ALL exhibits will be completed through FairEntry, an online service, located at <http://nortoncountyfair.fairentry.com> by July 1st.

Refer to the 4-H Project Resource guide or Superintendents for additional project information <https://www.kansas4-h.org/projects/>. If you are planning to exhibit your project at the Kansas State Fair please refer to to KSF Exhibitor Handbook as State Fair rules may be more strict than County Fair rules- <https://www.kansas4-h.org/educational-experiences/fair-resources/kansas-state-fair/>

- A. Entries taken from 12:00 p.m. to 1:30 p.m. on Monday- Judging will be Monday afternoon.
- B. Open to all 4-H club members enrolled in the Home Environment project.
- C. The project work done by 4-H members will be judged in their respective homes. A judge will visit the club member's project and may select representative exhibits to be shown at the fair.
- D. When the visit is made, the 4-H member will tell about the project; the room selected, the long-time plan for improvement of the room, improvements made previously, as well as those improvements for this year. The member's record book is to be available for review.

1. Home Environment Exhibit

PREMIUM-Blue-12 points, Red-9 points, & White-6 points

Members may enter individual exhibits they have made in the following classes at the fair.

2. Pair of curtains or draperies.
3. Original wall hangings (other than pictures)
4. Original decorative accessories other than wall hangings (pillows, pictures, rugs).

Classes 3 and 4 must be original designs (not kits). They must be

accompanied by a statement of principles used in the selection of the items.

5. Piece of repaired and refinished furniture.

This exhibit will be judged with woodwork exhibits on Monday.

PREMIUM-Blue-6 points, Red-4 points, & White-2 points.

Department T Woodwork

SUPERINTENDENT

Wyatt Harting

*PRE-ENTRY- Entry for ALL exhibits will be completed through FairEntry, an online service, located at <http://nortoncountyfair.fairentry.com> by July 1st.

Refer to the 4-H Project Resource guide or Superintendents for additional project information <https://www.kansas4-h.org/projects/>. If you are planning to exhibit your project at the Kansas State Fair please refer to to KSF Exhibitor Handbook as State Fair rules may be more strict than County Fair rules- <https://www.kansas4-h.org/educational-experiences/fair-resources/kansas-state-fair/>

- A. Entries taken from 11:00 p.m. to 1:00 p.m. on Monday- Judging will begin at 1:00 p.m. or following rockets.
- B. Open to 4-H members enrolled in Woodwork projects. A plan, blue print, working drawing or sketch used for making article must accompany article except refinishing class. Also include an itemized list with cost of materials plus time spent in construction and/or finished work. Include the list of wood, hardware, finishing supplies, etc.
- C. The plan from which the project was constructed **must** be included with the article exhibited. The plan may be a photocopy, the actual pattern, or a scale drawing. It must be complete and accurate to the extent that a duplicate article could be built using the plan as a guide. Please note: a set of step-by-step instructions is not a plan.
- D. Projects with missing or insufficient plans will be lowered by one ribbon placing (i.e. a blue ribbon exhibit will receive a red ribbon).
- E. The use of materials other than wood, screws, nails, and adhesive should be kept to a minimum.
- F. Projects that have unsecured glass, i.e., glass shelves, the glass top of a coffee table, etc., should not be brought to the fair. Glass that is secured in the project, i.e., the glass front of a gun case or cabinet, etc., is permissible since it cannot be easily removed.
- G. Extra pieces that go with your woodworking project (i.e. bean bags to go with a cornhole set, building blocks to go with a play table, etc) **SHOULD NOT** be submitted with the project.
- H. The entry card, plans and all other paperwork should be enclosed in a zip top plastic bag with a hole punched through it and tied or otherwise secured to the project in some manner. Tape is usually not adequate to accomplish this.
- I. **Refinished/refurbished furniture will NOT be eligible for State Fair.**
- J. Projects made from pre-cut kits are not allowed.
- K. In judging woodwork articles, consideration will be given to: Workmanship, including accuracy to the plan; design; choice of wood; suitability, quality of finish, and usefulness.
- L. Firearms and weapons are not to be entered or exhibited at the Kansas State Fair in the Kansas 4-H Youth Development Department.
- M. Projects with "fractal burning" are NOT ALLOWED in any Kansas State Fair Exhibits in the 4-H Youth Development Department. (Example – electrical burning to make black linework on artwork.) This aligns with The American Association of Woodturners (AAW).
- N. During construction of exhibits, PPE (personal protective equipment) is to be worn by those in the workspace.

LIMIT-One 4-H project article per class.

1. Articles for farm or shop use
2. Lawn Furniture
3. Household Furniture
4. Other articles not included in above classes (bird houses, bird feeders, knife racks, bread boards, door stops, other functional article)
5. Decorative Article-made predominately of wood
6. Piece of repaired and refinished furniture.
7. Articles made from a kit.

SCHOOL PROJECT ARTICLES

The following items constructed in combination to meet requirements for both 4-H and school woodworking projects. A blue print of working drawing or sketch should accompany article. Include also an itemized list with cost of materials plus time spent in construction and/or finished work. Include the list of wood, hardware, finishing supplies, etc. One article per class.

8. Article for farm or shop use
9. Lawn Furniture
10. Household Furniture
11. Other articles not included in above classes (bird houses, bird feeders, knife racks, bread boards, door stops, and other functional article.)
12. Decorative Article-Made predominately of wood
13. Articles made from kit

Judging of projects based upon usefulness, design, workmanship, choice of wood, suitability and quality of finish.

PREMIUM- Blue-9 points, Red-6 points, & White-4 points

SPECIAL AWARDS-

* "Best of Show" award presented by **Norton Homestore** to Best Article in either 4-H or school areas.

* "Best of Show" award presented by **Wentz Service** to Best Article in either 4-H or school areas.

* "Reserve Best of Show" award given by **Norton Homestore** to Reserve Best article in either 4-H or school areas.

* "Reserve Best of Show" award given by **Big Iron Realty** to Reserve Best article in either 4-H or school areas.

Department U Electric & Renewable Energy

SUPERINTENDENT

Wyatt Harting

*PRE-ENTRY- Entry for ALL exhibits will be completed through FairEntry, an online service, located at <http://nortoncountyfair.fairentry.com> by July 1st.

Refer to the 4-H Project Resource guide or Superintendents for additional project information <https://www.kansas4-h.org/projects/>.

If you are planning to exhibit your project at the Kansas State Fair please refer to to KSF Exhibitor Handbook as State Fair rules may be more strict than County Fair rules- <https://www.kansas4-h.org/educational-experiences/fair-resources/kansas-state-fair/>

- A. Electric should be entered at 1:30 p.m. on Tuesday- to be judged at entry time.
- B. Each Electronics & Renewable Energy exhibit must include a "4-H Electronics & Renewable Energy Information Form" which is available through your local K-State Extension Office or at <http://electric.engtech4ks.com/> This form must be attached to the outside of a 10" X 13" manila envelope. You must also include a wiring diagram or schematic. Place them inside the manila envelope. For notebooks, display boards, and posters, no additional exhibit information is required; no manila envelope is needed for these

exhibits.

- C. Items that have been in use should be cleaned for exhibit.
- D. All electrical exhibits' wiring and connections must be accessible for examination by the judges. Sealed exhibits that cannot be opened for inspection are not acceptable.
- E. Lithium batteries must be accessible or removable in exhibits for safety purposes. The exhibit cannot contain a locked compartment housing a lithium battery.
- F. The National Electric Code (NEC) will apply for judging.
- G. A sheet of operating instructions must be furnished and included in the manila envelope for any exhibit that is not self-explanatory.
- H. Projects (classes 4600, 4601 and 4602) must be operable using only 110 or 120V AC or battery power. If battery power is required, batteries must be furnished.
- I. Any project with a complexity of size or electronics must have (a) instructions for assembly and use and (b) if it requires special test equipment beyond a screwdriver or multimeter, it should be available at the time of judging for actual testing of the exhibit.
- J. No hand dipped solder may be used on exhibits.
- K. If a safety violation is noted by the judges, superintendent, or other staff, the exhibitor's exhibit, at the judge's' discretion, may receive a reduced ribbon placement or disqualification.

Classes

1. **AC Electric:** Electric projects with a 110 or 120 V alternating current (AC) power source. Some project examples are household wiring demonstrations, small appliances extension cords, trouble lights, indoor or outdoor wiring boards, or shop lights. Projects may be a restoration or original construction. The project must be operational and meet minimum safety standards. AC projects must be 110/120 V, no 240 V exhibits are allowed, and must be constructed such that the judges have wiring access to examine the quality and safety of workmanship.
2. **DC Electric:** Electric projects with a battery or direct current power source. This class includes electric kits or original projects. This class also includes demonstration DC powered project. Examples include: wiring two-way or three-way switches, difference between series/parallel lighting circuits or wiring doorbells switches. All DC electric projects must include batteries supplied by the 4-H member. Projects must be constructed such that the judges have access to examine the quality of wiring workmanship.
3. **Electronic:** Electronic projects with a battery or direct current power source. This class includes electronic kits or original projects. Examples include radios, telephones, toy robots, light meters, security systems, etc. They may be constructed using printed circuit board, wire wrap, or breadboard techniques. Include instruction/assembly manual if the exhibit is from a kit. Include plans if an original project. Projects must be constructed such that the judges have access to examine the quality of wiring workmanship.
4. Newly built or repaired computers. This class is for newly built or repaired computers (laptop or PC) and allows 4-H members to demonstrate skills integrating the various parts of a computer into a single unit. Displays should show either a fully functional computer or show what the individual components do. The display should be free of dust and cabled neatly. Fully functional computers should boot up and do not need to include a monitor, keyboard, or mouse at the State Fair.

5. **Educational Displays and Exhibits:** The purpose of the educational display and exhibit is to educate the viewer about a specific area of the 4-H electrical or electronics project. The display or exhibit should illustrate one basic idea. This class includes any educational displays, exhibits or science fair type projects which DO NOT have a power source, i.e. exhibits, posters or displays of wire types, conduit types, electrical safety, tool or motor parts identification or electrical terminology. Educational displays and exhibits must be legible from a distance of four feet, using a maximum tri-fold size of 3' x 4'.
6. **Alternative ENERGY** (A form of energy derived from a natural source, such as the sun, geothermal, wind, tides or waves) All exhibits in this division are limited in size to standard, tri-fold, display boards (36" X 48") and items may not extend beyond 12" from the back board. All displays must be self-standing.
7. **EDUCATIONAL DISPLAY** - Create an exhibit that addresses a focused topic related to power generated from a renewable energy source. The purpose of the exhibit is to inform and create awareness.
8. **EXPERIMENT** - Display an experiment addressing a problem or question related to power generated from a renewable energy source. Include hypothesis, background research, variables, a control, data, findings, conclusions and recommendations for future study.

PREMIUM- Blue-9 points, Red-6 points, & White-4 points

Department V Small Engines SUPERINTENDENT

Wyatt Harting

*PRE-ENTRY- Entry for ALL exhibits will be completed through FairEntry, an online service, located at <http://nortoncountyfair.fairentry.com> by July 1st.

Refer to the 4-H Project Resource guide or Superintendents for additional project information <https://www.kansas4-h.org/projects/>. If you are planning to exhibit your project at the Kansas State Fair please refer to to KSF Exhibitor Handbook as State Fair rules may be more strict than County Fair rules- <https://www.kansas4-h.org/educational-experiences/fair-resources/kansas-state-fair/>

A. Small Engines will be entered in the 4-H Building at 1:30 p.m. on Tuesday.

BASIC OPERATION AND MAINTENANCE UNIT I

1. Display on a peg board the mounted, disassembled parts of a small gas engine. Parts should be cleaned and labeled. Painting is optional.
2. Display on board assembly system or method that relates to care, maintenance, engine storage, cleaning, safety, etc. Refer to the Unit I manual for ideas. Display should not only include visuals but actual parts for illustration.

PREMIUM- Blue-6 points, Red-4 points, & White-2 points

POWER & DESIGN UNIT II

3. Peg board display of a mounted and disassembled engine system(s) such as carburetor and fuel system, piston and valve assembly, ignition system. Clean and label all parts.
4. Illustrate on pegboard or other mount, another feature of the

project such as illustrations about spark plugs, air cleaners, and types of fuels and oil used, or illustrate a troubleshooting procedure. Clean and label all parts. Illustrations of other systems.

5. Display a fully reassembled small engine (engine assembly only), cleaned and painted. List all repairs done along with a cost estimate. Engine should be in operational condition before entry. Any small engine relating to utility or recreation. Gas tanks should be emptied and dried out thoroughly before entry.

PREMIUM- Blue-9 points, Red-6 points, & White-4 points

LAWN & GARDEN POWER UNIT III

6. Illustrate on board another feature of this project such as systems and maintenance. Emphasis should be placed upon power transmission. All illustrations should be properly cleaned and labeled.
7. Display a fully reassembled engine system relating to lawn and garden machinery emphasizing power transmission. Machine should be cleaned and painted as needed. List all costs and repairs done. Machine system should be operational before entry. Gas tanks should be emptied and dried out thoroughly before entry.
8. Engine other than above. A utility or recreational engine that can relate to power transmission. Parts cleaned, painted, and should be operational before entry. All costs and repairs should be listed. Gas tanks should be emptied and dried out thoroughly before entry.

PREMIUM-Blue-12 points, Red-9 points, & White-6 points.

Department W Entomology SUPERINTENDENT

Beth Zillinger & Blake Lasley

*PRE-ENTRY- Entry for ALL exhibits will be completed through FairEntry, an online service, located at <http://nortoncountyfair.fairentry.com> by July 1st.

Refer to the 4-H Project Resource guide or Superintendents for additional project information <https://www.kansas4-h.org/projects/>. If you are planning to exhibit your project at the Kansas State Fair please refer to to KSF Exhibitor Handbook as State Fair rules may be more strict than County Fair rules- <https://www.kansas4-h.org/educational-experiences/fair-resources/kansas-state-fair/>

A. Entomology is to be entered at 1:30 p.m. on Tuesday and will be judged at entry.

B. INSECT COLLECTION GUIDELINES

1. All entries should be submitted in an 18 x 24 x 3.5-inch wooden display box with a clear plastic top (such as Plexiglass). Boxes can be handmade or purchased, as long as they are the correct size. Box instructions and plans can be found at: Tips on Exhibiting Your Insect Collection
2. 4-H members may choose to use one of two taxonomies: a. Option A: "Insects in Kansas" book, OR b. Option B: www.bugguide.net
3. Each exhibitor is required to identify each box with two identification labels bearing Exhibitor's name, county or district, the collection class 4-Her is enrolled in and statement of taxonomy used. One label goes in the upper left corner of the box (inside) and the other on the lower right corner of the box (outside). Arrange specimens in the box so the box can be displayed lengthwise.
4. The number of orders, specimens (and families where required) must be included on both of the exhibitor's box identification labels. Only one adult insect per species can be used in the Collection Boxes and Notebook Classes, unless labeled as male or female and correctly identified.
5. Arrange specimens in groups or rows parallel to the short sides of the box. Specimens are to be arranged by Order in the box, then Family where required.

6. Two labels should be centered on the pin beneath each specimen. First (closest to the specimen) is the common name label and the second label should include date/locality. Full county name and state abbreviation should be on the second label. Collector's name (or host) on the date/locality label is optional.

7. The specimens should be collected by the exhibitor and should focus on Kansas insects. Insects may be collected from one county into bordering states and labeled accordingly. Please refer to "Entomology Collection Exhibit Resource" for full details on out-of-state insects in collections.

8. Only specimens of the class Insecta should be included.

9. Purchased insects are not to be exhibited in collections, but they may be used in educational displays.

10. Specimens of soft-bodied insects such as aphids, lice, termites, etc. should be exhibited in alcohol-filled vials; however, the use of alcohol filled vials should be limited to only those specimens that lose their shape when pinned, since the vials pose a significant hazard to the rest of the collection if they become loose in transit

11. Any major violation of rules will result in the exhibit being dropped one ribbon placing. Examples would include, but are not limited to: display box size, missing paperwork, feet on display boxes, no special project in notebooks, etc.

12. After the first year in Entomology, all 4-H members need to add an 8 ½ by 11-inch sheet of paper to their collection that states what they did to improve their collection for the current year. This should include how many new insects were added to the display box (please list), how many insects were replaced in the display box (please list) and number of new orders and/or families that were added to the display box. Other optional things that could be included are number of insects caught for the year, number of talks and/or demonstrations given, activities participated in, leadership roles, etc. This paper should be taped to the upper left corner on the front of your display box.

13. Insect species listed as Species in Need of Conservation, Threatened, or Endangered by the Kansas Department of Wildlife and Parks (KDWP) or the U.S. Fish and Wildlife Service (USFWS) **may not be collected or displayed in insect collections or educational exhibits.** The most current species lists can be found here:

a. KDWP: <https://www.ksoutdoors.gov/programs-services/conservation-ecological-services/threatened-endangered-species-in-need-of-conservation/list-of-threatened-endangered-species-in-need-of-conservation>

b. USFWS: <https://ecos.fws.gov/ecp/>

In addition to species listed by the KDWP and USFWS, the following species and subspecies are under consideration for legal protections and therefore **including them in an exhibit will be considered a major violation and result in being dropped one ribbon placing:**

- i. The monarch butterfly (*Danaus plexippus*)
- ii. Eastern regal fritillary (*Argynnis idalia idalia*)
- iii. Western regal fritillary (*Argynnis idalia occidentalis*)

14. A minimum of 10 new specimens must be added and/or replaced each year.

C. NOTEBOOK GUIDELINES

1. Individual entries are to be placed for display in a three-ring notebook for competition.

2. 4-H members who have been previously enrolled in or are currently enrolled in the other phases of the Entomology project need to start with the Beginning I Phase of Entomology Notebooks, not the Introductory phase.

3. Each exhibitor is required to identify the notebook by placing a Title Page in the front of the notebook bearing the exhibitor's name, county or district, class 4-Her is enrolled in and statement of taxonomy used: a. Option A: "Insects in Kansas" book, OR b. Option B: www.bugguide.net The number of orders, specimens and families (required in Intermediate and Advanced classes) must also be included on the Title Page.

4. Specimen pages should be grouped according to order and should include one page per species. If more than one insect is in the photo, an arrow to indicate identified insect should be used.

5. Date, common name, full county name and state abbreviation should be included for each species. Collector's name on the specimen page is

optional.

6. Specimen pages should have two different views of the insect if possible. If pictures are taken on different dates/localities, include information for both.

7. A statement describing the habitat where found/host plant may be included and is encouraged and will be worth a bonus 10 points total, not per page. For Intermediate and Advanced notebooks, this is strongly encouraged.

8. A divider page is to be placed in front of each order of insects with the order name printed on the tab for the page as well on the front of the divider page.

9. For the Intermediate and Advanced classes, insects are also to be grouped by the family behind each order divider.

10. After the first year in Entomology, all 4-H members need to add an 8 ½ by 11-inch sheet of paper to their Photo Collection Notebook that states what they did to improve their Notebook for the current year. This should include how many new insect photo pages were added to the Notebook (please list), how many insect photo pages were replaced in the Notebook (please list) and number of new orders and/or families added to the Notebook. Other optional things that could be included are number of insects photographed for the year, number of new orders added this year, number of talks and/or demonstrations given, activities participated in, leadership roles, etc. This paper should be placed right behind the Title Page in your Notebook.

11. A special project must be completed each year and included in the notebook. See project guideline materials for specifications.

12. Any major violation of rules will result in the exhibit being dropped one ribbon placing. Examples would include, but are not limited to: incorrect photo size, missing paperwork, no special project in notebooks, etc.

13. A minimum of 10 photo pages of new species must be added and/or replaced each year.

D. EDUCATIONAL DISPLAY GUIDELINES

1. Share with others what you learned in this project. Exhibit any activity or learning experience related to the field of entomology or the Teaming with Insects curriculum that does not fit into Entomology Collection or Notebook classes above.

2. Follow copyright laws as explained in the General Rules.

3. The exhibit may be, but isn't limited to, original works, digital presentations (must provide printed hardcopy for exhibit purposes for duration of fair), programs, websites, games, apps display box, notebook, display or poster which you have made.

4. If the exhibit is a wooden display box, it must be 18 X24 X 3.5 inches with a clear plastic top (such as plexiglass) and displayed horizontally. If the exhibit is a poster, it must not be larger than 22" X 28". If the exhibit is a display, maximum size is not to exceed a standard commercial 3' X 4' tri-fold display board.

5. Name and county/ district must clearly be marked on educational exhibits. 35

6. Refer to Entomology General Rule 13 for information on Threatened and Endangered Species specimens that cannot be displayed in Educational Exhibits.

7. Any major violation of rules will result in the exhibit being dropped one ribbon placing. Examples would include, but are not limited to: incorrect display box size, missing paper work, feet on display boxes, no reference for information and/or photos, etc.

E. MONARCH BUTTERFLY EDUCATIONAL DISPLAY RULES:

Known scientifically as *Danaus plexippus*, the monarch butterfly is famous for its multigenerational migration, with some individuals traveling up to 3,000 miles across North America. Monarch populations have experienced significant declines due to habitat loss, pesticide exposure, and climate change, and the species is currently under consideration for protection in the United States, while it is listed as Endangered on the IUCN Red List globally. Kansas 4-H members can play an important role in monarch conservation by restoring and maintaining habitat, particularly by planting milkweed and nectar plants, and by educating others about actions that support monarch recovery without harming natural populations.

1. Exhibits should teach the public about the Monarch Butterfly and/or

ways to protect and conserve it. The information could show nectar sources for adult butterflies and food sources for caterpillars, Monarch tagging activities, collection of native milkweed seed and packaging it to give to others to plant, a group working together to plant a Monarch friendly garden, etc.

2. 4-H members may create a poster, notebook, standard size tri-fold diorama, slide show or other visual display that shows information on Monarch Butterflies.

3. Specimens of the actual Monarch Butterfly insect, caterpillars, or chrysalis **may not be used** in these displays.

If a slide show is created, it should be presented on a USB drive along with a printed copy of the presentation.

F: Other species to avoid in collections (given pending conservation concerns, these species and subspecies may be vulnerable to over-collecting):

- iv. Eastern Regal Fritillary (*Argynnis idalia idalia*)
- v. Western Regal Fritillary (*Argynnis idalia occidentalis*)
- vi. American Bumble Bee (*Bombus pensylvanicus*)
- vii. Southern Plains Bumble Bee (*Bombus fraternus*)

Class 4899 – Introductory Entomology (first-year members only)- Insect collection, at least 6 orders, including 15 to 30

Class 4900 – Beginning I Entomology Collection- Display in one standard box a minimum of 50 and maximum of 125 species representing at least 7 orders. Follow the guidelines listed for Collections. Members can exhibit in this class a maximum of 3 years or until they receive a purple ribbon at the Kansas State Fair, whichever comes first and then they must move up a division.

Class 4901 – Beginning II Entomology Collection- Display in one standard box a minimum of 75 and maximum of 150 species representing at least 9 orders. Follow the general guidelines listed for Collections. Members can exhibit in this class a maximum of 3 years or until they receive a purple ribbon at the Kansas State Fair, whichever comes first and then they must move up a division.

Class 4903 – Intermediate Entomology Collection- Display a minimum of 100 and a maximum of 300 species representing at least 10 orders. Two standard boxes can be used. Follow the general guidelines listed for Collections. In addition, family identification is required for all insects in any two of the following six orders: (Only two will be counted for judging) a. "Insects in Kansas" book - Orthoptera, Hemiptera, Homoptera, Coleoptera, Hymenoptera, and/or Diptera or b. "Insects in Kansas Book: 2016 Revised Taxonomy" which follows www.bugguide.net – Taxonomy Odonata, Orthoptera, Hemiptera, Coleoptera, Hymenoptera, and/or Diptera Members can exhibit in this class a maximum of 3 years. A 4-H member must move up if they receive a purple ribbon at the Kansas State Fair.

Class 4905 – Advanced Entomology Collection- Display a minimum of 150 and a maximum of 450 species representing at least 12 orders. Three standard boxes can be used. Follow the general guidelines listed for Collections. Family identification is required for all insects belonging to the six basic orders as outlined under the Intermediate phase. Only families in the above six orders will be counted for judging. Family identification of insects in the remaining orders is optional, but desirable as long as accuracy is maintained. Members may continue to exhibit in this class at the Kansas State Fair for an unrestricted number of years as long as they remain eligible for 4-H membership.

Class 4907 - Introductory Entomology Notebook- Display a minimum of 10 and a maximum of 30 insect species representing at least 6 different orders. Follow the general guidelines listed for Notebooks, including the Special Project. A 4-H member must meet the minimum age requirement for Kansas State Fair eligibility to compete at the Kansas State Fair. A 4-H member may exhibit in this class for a maximum of two years.

Class 4908 – Beginning I Entomology Notebook- Display a minimum of 20 and a maximum of 50 insect species representing at least 7 different orders. Follow the general guidelines listed for all Notebooks, including the Special Project. Members can exhibit in this class a maximum of 3 years or until they receive a purple ribbon at the Kansas State Fair.

Class 4911 – Beginning II Entomology Notebook- Display a minimum

of 40 and a maximum of 70 insect species representing at least 8 different orders. Follow the general guidelines listed for all Notebooks, including the Special Project. Members can exhibit in this class a maximum of 3 years or until they receive a purple ribbon at the Kansas State Fair. **36 Class 4909 – Intermediate Entomology Notebook-** Display a minimum of 60 and a maximum of 100 species representing at least 9 orders. Follow the general guidelines listed for Notebooks, including the Special Project. In addition, family identification is required for all insects in any two of the following six orders: (Only two will be counted for judging) a. "Insects in Kansas" book - Orthoptera, Hemiptera, Homoptera, Coleoptera, Hymenoptera, and/or Diptera or b. "Insects in Kansas Book: 2016 Revised Taxonomy" which follows www.bugguide.net - Odonata, Orthoptera, Hemiptera, Coleoptera, Hymenoptera, and/or Diptera Members can exhibit in this class a maximum of 3 years or until they receive a purple ribbon at the Kansas State Fair.

Class 4910 – Advanced Entomology Notebook- Display a minimum of 100 and a maximum of 200 species representing at least 12 orders. Follow the general guidelines listed for Notebooks, including the Special Project. Family identification is required for all insects belonging to the six basic orders as outlined under the Intermediate phase. Only families in the above six orders will be counted for judging. Family identification of insects in the remaining orders is optional, but desirable as long as accuracy is maintained. Members may continue to exhibit in this class for an unrestricted number of years as long as they remain eligible for 4-H membership.

Class 4902 – Beginning Educational Exhibit- Class for individuals that are exhibiting in the Beginning I and II Collection or Beginning I or II Notebook Classes. If only exhibiting in this category, then ages 7-9.

Class 4904 – Intermediate Educational Exhibit- Class for individuals that are exhibiting in the Intermediate Collection or Intermediate Notebook Classes. If only exhibiting in this category, then ages 10-13.

Class 4906 – Advanced Educational Exhibit- Class for individuals that are exhibiting in the Advanced Collection or Advanced Notebook Classes. If only exhibiting in this category, then ages 14 or older.

Class 4920 – Beginning Monarch Butterfly Educational Display Class- for 4-H members enrolled in Beginning I or II Entomology

Class 4930 – Intermediate Monarch Butterfly Educational Display Class- for 4-H member enrolled in Intermediate Entomology Class 4940 – Advanced Monarch Butterfly Educational Display Class- for 4-H members enrolled in Advanced Entomology.

C. Soft bodied insects, for those that will lose their shape when pinned such as aphids, lice or termites may be exhibited in alcohol filled vials.

D. Specimens should be collected by exhibitor with focus on Kansas and neighboring states. Other states may be included as long as properly labeled.

SPECIAL AWARDS-

* "Best of Show" award presented by **Lasley Family**.

PREMIUM- Blue-12 points, Red-9 points, & White-6 points.

Department X Geology

SUPERINTENDENT

Blake Lasley

*PRE-ENTRY- Entry for ALL exhibits will be completed through FairEntry, an online service, located at

<http://nortoncountyfair.fairentry.com> by July 1st.

Refer to the 4-H Project Resource guide or Superintendents for additional project information <https://www.kansas4-h.org/projects/>.

If you are planning to exhibit your project at the Kansas State Fair please refer to to KSF Exhibitor Handbook as State Fair rules may be more strict than County Fair rules- <https://www.kansas4-h.org/educational-experiences/fair-resources/kansas-state-fair/>

A. Geology to be entered at 1:30 p.m. Tuesday and will be judged at entry time.

B. Open to any 4-H member enrolled in the Geology project. Exhibit

boxes should be an 18 x 24 x 3 ½” of box. Specimens should be labeled with the number of specimen, date collected, name or description and locality (county) where collected. Exhibitor may exhibit a geology and lapidary collection.

C. Exhibit labels are available at the Extension Office.

D. As outlined in the General Rules of the Kansas State Fair 4-H Exhibitor Handbook, “Exhibits at the Kansas State Fair are entered and displayed at the risk of the exhibitor.” For projects displayed in box-style exhibits—such as Entomology or Geology—that must be opened for judging, exhibitors may choose to include a closure mechanism on the box. While closures are not required, their use will not result in a ribbon deduction. Acceptable options include Velcro strips or hook-style fasteners. Closures should not interfere with the box’s ability to be displayed on a shelf and must not be lockable.

Class 1- Introductory Collection for 1st and 2nd year members. Members may exhibit samples in a shallow box such as a cigar box, shoebox or other container spaced uniformly. Display at least 7 rock, mineral or fossil specimens with at least one in each category. Box can have a false bottom such as fitted foam board to attach specimen card to box bottom. Specimen card labeled with date, county, common name of sample. May display up to two boxes of specimens. No cover needed. This is for a county exhibit only and may not go to Kansas State Fair.

Class 2- Display at least 15 different rocks, minerals, or fossils. Limited to one exhibit box 18 x 24 x 3 ½ with plexi-glass cover. Only those exhibiting at Fair for the first time may enter this class. Exhibitor may also exhibit lapidary collection. Fossils identified to the Phylum level.

Class 3- Display at least 30 different rocks, minerals, or fossils at least 5 of each. Limited to one box 18 x 24 x 3 ½ with glass cover. This class is open to those exhibiting either first or second time at Fair. Exhibitor may also exhibit lapidary collection. Fossils identified to Phylum level.

Class 4- Display at least 45 rocks, minerals, or fossils; at least 5 each. More than one specimen of the same kind of rock or mineral or species of a fossil may be exhibited if this duplication represents different geological formations. For example: selenite and anhydrite are both gypsum minerals but represent different geological conditions. Also Fort Hays limestone and Fort Riley limestone would qualify as two different specimens. Likewise, Brachiopods from two different geological formations would qualify. Specimen label must show this distinction (Fort Hays limestone, not just limestone; Chonetes Brachiopod from Oketo Shale, not just Brachiopod or Chonetes Brachiopod). Exact species must have formations listed on I.D. card. Exhibit limited to two boxes

18 x 24 x 3 ½ with plexi-glass cover. Class limited to those who have exhibited at Fair in classes 1 or 2. Exhibitor may also exhibit lapidary collection.

Class 5- Display at least 60 rocks, minerals or fossils, at least 5 of each. More than one specimen of the same kind of rock or mineral or species of a fossil may be exhibited if this duplication represents different geological formations. Specimen label must show this distinction (Fort Hays limestone not just limestone; exact species must have different formation names listed on the I.D. card; Compostia Brachiopoda from Morrill Limestone not just Brachiopoda or Compostia Brachiopoda). Exhibit limited to two boxes 18 x 24 x 3 ½ with plexi-glass cover. Exhibit must include approximately 15 specimens of current year’s work. Rocks must be identified by their proper name and type. Fossils must be identified to the Phylum Class, and Genus levels if possible. This class is open to those exhibiting the fifth time or more at State Fair.

Class 6- Special exhibit relating geology to everyday living; or to a mineral test, a rock formation, geological history, species of a fossil, forms of one mineral, variations of one kind of rock or Indian artifacts. Exhibit limited to 4 feet of table space or to no more than two exhibit boxes

18 x 24 x 3 ½ with plexi-glass covers. Exhibitor may show in this class regardless of number of times he or she has exhibited at the Fair or whether exhibitor has entries in classes 1, 2, or 3. Exhibitor may also exhibit lapidary collection.

Class 7- Tumbling: For those exhibiting tumbling for first time. Display at least 20 different tumbled rocks or minerals. One exhibit box 18 x 24 x 3 ½ with plexi-glass cover. Exhibitor may also exhibit geology

collection.

Class 8- Exhibit a Lapidary exhibit of 15 rocks, minerals, or fossils that will cut or polish. Five of the specimens must be collected by the member from locations in Kansas. The rest of the specimens can be obtained from any source including locations outside of Kansas. Label giving identification of specimen and county where collected, or state or county of origin for non-Kansas materials. Give lapidary treatment to at least four of the specimens. Lapidary treatment may consist of tumbling, polishing, an end or face or flat lapping.

Class 9- Same as above only 30 stones and minerals, 15 stones by tumbler.

PREMIUM- Blue-6 points, Red-4 points, & White-2 points.

Department Y Rocketry & Robotics

SUPERINTENDENT

Jessica Wentz

*PRE-ENTRY- Entry for ALL exhibits will be completed through FairEntry, an online service, located at <http://nortoncountyfair.fairentry.com> by July 1st.

Refer to the 4-H Project Resource guide or Superintendents for additional project information <https://www.kansas4-h.org/projects/>. If you are planning to exhibit your project at the Kansas State Fair please refer to to KSF Exhibitor Handbook as State Fair rules may be more strict than County Fair rules- <https://www.kansas4-h.org/educational-experiences/fair-resources/kansas-state-fair/>

- A. Rockets will be judged as they are entered judging at 2:30 p.m. following models on Monday.
- B. Rocket must be able to stand freely or be supported by a wooden base with short dowel rod centered in base. Base not to exceed ¾ x 8 square. DO NOT SUBMIT ROCKET ON LAUNCH PAD.
- C. **Rockets with factory made fin assemblies (plastic) and refinished rockets requiring no painting are not acceptable.**
- D. Angles of the fins must fit a plus or minus two degree variation.
- E. Exhibit must be smooth and uniform, properly assembled and according to plans. “Scale Model” craft should follow paint scheme. Other craft may deviate from the paint scheme. “Scale Models” are a true representation of an actual real-life craft or vehicle.
- F. No starters are permitted with the exhibits.
- G. Rockets should be clearly labeled with name and type of rocket.
- H. **Robotics- Constructed Robot exhibit should be no larger than two cubic feet. Plans and goals for the Robot should be included in a 10 x13” manila envelope. Robot cannot be powered by explosive or flammable substance.**
- I. If a rocket qualifies for the Kansas State Fair, exhibitors should read the State Fair Rules for the Rocketry division as they may be different from those at the county fair. Be sure to check class numbers, as they may be different.
- J. **Each exhibitor may enter up to two rocket exhibits that have been constructed during the current year.** If two rockets are entered, one rocket must be a “model rocket kit”, the second may be entered into any other applicable class. An exhibitor may not enter two rockets in the same class.
- K. 4-H members are to complete and sign the rocketry information form, available from <http://rocketry.engtech4ks.com/> or your local extension office and attach it to a 10” x 13” “manila” envelope. The envelope should contain:
 - a. Instructions on how to construct the rocket
 - b. Up to 5 pages of pictures, pictures are to be attached to sheets of paper, from both construction and launch

- c. Documentation of any flight damage that occurred
- d. Any modifications made to the rocket except for paint scheme and decals.
- e. If needed, an additional page for altitude calculations if the space on the form is not enough.
- f. Additionally, for original design rockets, also known as “scratch built” rockets:
 - 5 additional pages of photos are allowed
 - Documentation of how the rocket was tested for stability
- L. “New” Exhibits should not contain any perishable items, such as eggs. If a safety violation is noted by the judges, superintendent, or other staff, the exhibitor’s rocket, at the judge’s discretion, may receive a reduced ribbon placement or disqualification.
- M. Rockets are to be displayed upright on a display stand with a sturdy rod that does not extend past the top of the rocket, or stand unassisted, unless the rocket is taller than 4 feet in which case no display stand is required, at which point the rocket may be displayed on its side. Rockets are not to be displayed on launch pads to save space and prevent someone from being poked in the eye. Rockets ARE NOT to be displayed with used or unused rocket engines either in the rocket or as part of the stand, if rocket engines are included in the exhibit the judge may disqualify the exhibit.
- N. Rockets should be flown unless there is an active burn ban in the county or conditions are too dangerous to safely launch the rocket. Just flying the last stage (the part with the nose cone) of a multi-stage rocket is acceptable. Rockets, except those in the JR division, are not to be “beginner kits” or use prefabricated (molded plastic) fin assemblies, or pre-finished rockets requiring no painting. These are only acceptable in the JR division at the county fair. Rockets of this type outside the JR division should be disqualified. Rockets entered in the JR division may not go on to the Kansas State Fair.
- O. Angles of fins must fall within a plus or minus 2-degree variation using an approved fin alignment guide (such as KSSTAC10). An official fin guide is available from <http://rocketry.engtech4ks.com/> Fins and body tubes, except ‘beginners kits’, are to be filled and sealed with putty, sanding sealer, and/or primer or other suitable filler to eliminate the appearance of body grooves and wood grain. Fins and launch lugs are to be filleted to reduce drag and properly secure them to the model. Engine mounts are to be securely attached to the body tube. Any seams on plastic parts are to be sanded smooth. The recovery system (typically a parachute or streamer) should be attached according to the instructions The nose cone is to fit snugly but still allow for easy removal. Exhibits must be uniformly painted and smoothly finished without “runs,”“orange peel,” or “alligator skin” or finished as per rocket instructions (for example, no painting required), and decals, if used, are to be applied smoothly.
- P. Models may not be judged based on their paint scheme (colors and placement on the rocket), except for rockets that fit the definition of a ‘scale model*’ and are entered in the scale model class. All other rockets do not have to follow the suggested paint scheme, allowing the 4-H’er to display maximum creativity in the finishing of their rocket. Under no circumstances is the weight given to the paint scheme to be sufficient enough, by itself, to move the non-scale model from one ribbon placing to another.
- Q. “Scale Models*” entered in the scale model class may be judged based on their paint scheme. The judge may deduct up to one ribbon placing for not following the paint scheme. “Scale Models*” displayed in the scale model class are to be finished and completed with a majority (greater than 70%) of decals. For all other rockets the use of decals is optional.
- R. (The following rules apply to advanced exhibits.)Original

design rockets cannot be a modification of a pre-existing kit and must be of original design. Original design rockets must be designed by the exhibitor(s). Exhibitor(s) must be 11 years of age (4-H age) or older to enter an original design rocket. Original design rockets must include detailed instructions, so that someone could construct the original designed rocket just like a kit purchased at a store. Instructions can be as many pages as needed to convey full and complete construction techniques, including fin templates. For a rocket entered in the original design classes, describe in the summary how the rocket was tested for stability prior to flying. Swing testing of the rocket is required. Other tests and calculations are strongly encouraged. Exhibitors must include documentation of the swing test. Failure to swing test a rocket will result in a deduction of TWO ribbon placings. Rockets that use more than one ‘D’ engine or equivalent are considered mid or high-power rockets in 4-H. Mid and High-Power exhibitors must be at least 14 years of age by January 1 of the current year. This is to align with NAR certification guidelines. In addition to the information packet completed for all rockets, a high-power information form is to be completed and placed inside of the information packet. This may be downloaded from <http://rocketry.engtech4ks.com/> Exhibitors in the mid and high-power divisions must hold memberships in either NAR or Tripoli organizations. The NAR High Power Rocket Safety Code applies to the construction and launching of all rockets displayed in this division. As such all mid and high-power rocketry exhibitors must comply with the NAR High Power Rocket Safety Code that is in effect as of October 1st of the current 4-H year. All rockets in the mid and high-power divisions are to be launched under adult supervision by the 4-H member who constructed the rocket. For rockets launched using engine(s) that have 160.1 (‘H’ engine or equivalent amount of smaller engines) Newton’s-seconds of thrust or larger, adult supervision must be provided by an individual having at least a level 1 high power certification. The 4-H member should also hold or be attempting to attain their level 1 high power certification if launching on this large of an engine.

- S. **As defined by the National Association of Rocketry (NAR), a scale model is “any model rocket that is a true scale model of an existing or historical guided missile, rocket vehicle, or space vehicle, that has flown under rocket power.” The intent of scale modeling, according to the NAR, “is to produce an accurate, flying replica of a real rocket powered vehicle that is judged for craftsmanship in construction, finish, and flight performance.” (NAR “Model Rocket Sporting Code” 52.1**
<https://www.nar.org/USModelRocketSportingCode>)

JUNIOR DIVISION

7 to 8 years

1. Rocket made from a kit, without pre-assembled fin units. Includes plans.
2. Rockets made from “beginners kit.” Include plans. Rockets in this class may have pre-assembled fin units (plastic). (This class is for first and second year 4-H members to explore the rocketry project).
3. Scale Model Rocket made from kit, include plans.
4. Rocket made from original materials, designed by exhibitor.
5. Robotics.

DIVISION A Kit

Ages 9-13 years

1. Rocket made from kit. Include plans.
2. Scale Model Rocket made from kit. Include plans.

DIVISION B Scratch Built

Ages 11-13 years

7-10 year olds may not enter this class.

1. Rocket designed by exhibitor: not merely a modification of an existing kit. Include original plans.
2. Scale Model Rocket designed by exhibitor: not merely a modification of an existing kit. Include original plans and stability testing.

DIVISION C

Ages 14 years and older

1. Rocket made from kit. Include plans
2. Rocket designed by exhibitor: not merely a modification of an existing kit. Include original plans.
3. Scale Model Rocket made from kit. Include plans.
4. Scale Model Rocket designed by exhibitor: not merely a modification of an existing kit. Include original plans and stability testing.

DIVISION D

Ages 11 years and older

This class is designed to encourage teamwork among individuals and clubs to work on a rocket from the initial design to the finished product.

1. Rocket designed by 2 or more exhibitors: not merely a modification of an existing kit. Include original plans.

DIVISION E

Ages 14 years and older

1. Mid or high-power rocket made from kit or original design.

SENIOR DIVISION

14 years & older

6. Rocket made from a kit.
7. Rocket made from original materials, designed by exhibitor.
8. Robotics.

Educational Exhibits Rules

1. For notebooks, display boards, and posters, no additional exhibit information is required; no manila envelope is needed for these exhibits.
2. Exhibits are to have a **clear link to the Engineering and Technology area** of Aerospace/Rocketry.
3. Exhibits in posters, notebooks and display boards must contain substantial supporting educational materials.
4. Educational display boards, posters and notebooks should be creative and showcase details about the knowledge learned in the project during the current 4-H year. Value is placed on youth who can demonstrate how their skills have increased while completing the project. Each exhibit will be judged on uniqueness, creativity, neatness, accuracy of material, knowledge gained, and content. An exhibit judging score sheet is available at <http://rocketry.engtech4ks.com/>. For example, a rocket that may have crashed and/or is highly damaged may be made into an educational display or poster that tells a great story with many lessons learned.
5. Follow copyright laws, citing all sources of information in a standard notation Sources of information must be cited on the front of your exhibit, including all posters and educational display boards. Example citation: "Make a Star Finder" <https://spaceplace.nasa.gov/starfinder/en/>
6. Educational displays are not to exceed 4' high x 3' wide x 2' deep. No card table exhibits will be allowed. Care should be taken to use durable materials that will withstand Kansas State Fair conditions.
7. Posters are limited to commercial 3' x 4' tri-fold display boards.

8. "Construction Kits" that are part of educational displays must be contained in cases (tackle boxes, sealable containers, etc.) that may not be larger than 2' x 2' x 2' and must have a latch which securely keeps all components contained in the "Construction Kits". Other components are to adhere to appropriate dimensions as stated elsewhere.
9. Educational Project notebooks must be organized in a 3-ring binder or similar book.
10. Any three-dimensional poster or display board exhibits may not be thicker than 2 inches.
11. Engines and igniters for rockets ARE NOT permitted with the exhibit and constitute an immediate disqualification. This is for safety reasons and includes both spent and live engines.
12. The exhibitor's name (or ID), county, if applicable district, age, and year(s) in project must be tagged or labeled on the exhibit. Exhibit cards are not sufficient as they may be removed or repositioned for display. Failure to label an exhibit may result in one ribbon placing deduction.
13. Exhibits should possess the following qualities (in no particular order):
 - a. A central theme
 - b. What you want others to learn
 - c. Be designed and constructed in a manner befitting the exhibit
 - d. Be something you are interested in

If a safety violation is noted by the judges, superintendent, or other staff, the exhibitor's exhibit, at the judge's discretion, may receive a reduced ribbon placing or disqualification.

Poster, Notebook, and Display Board exhibits may be checked out for use in a Kansas State Fair 4-H demonstration or 4-H illustrated talk with prior permission. For permission, check with the superintendent or the information desk in 4-H Centennial Hall. The exhibit must be returned to display immediately after the demonstration/illustrated talk, or the exhibit will be disqualified. Exhibitors and/or their designees may not remove exhibits from 4-H Centennial Hall prior to the exhibit release time on Sunday evening without the express consent of State 4-H staff. Any exhibit removed before release time without 4-H staff consent will be disqualified.

Intermediate Division

Ages 9 – 13

1. Rocketry Educational Display
2. Rocketry Notebook
3. Rocketry Poster Board

Senior Division

Ages 14 years and older

1. Rocketry Educational Display
2. Rocketry Notebook
3. Rocketry Poster Board

SPECIAL AWARDS-

*A useable award given to the judge's selection of Best Rocket, sponsored by **Jeremiah Stark**.

*A useable award Reserve Best of Show sponsored by **Rocking W Trailer Sales, Robert Wyatt**.

PREMIUM- Blue-6 points, Red-4 points, & White-2 points.

Department Z Photography

SUPERINTENDENTS

Carol Griffith & Kelly Brooks

*PRE-ENTRY- Entry for ALL exhibits will be completed through FairEntry, an online service, located at

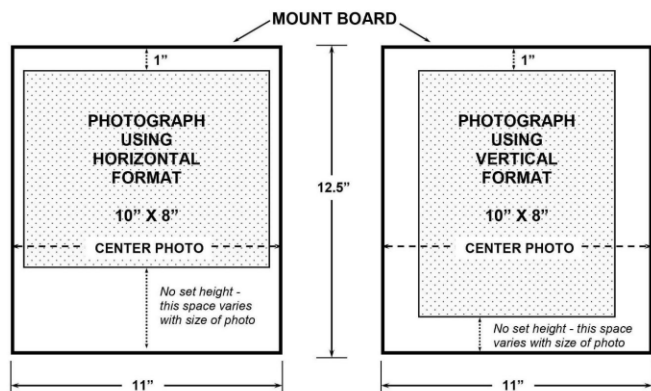
<http://nortoncountyfair.fairentry.com> by July 1st.

Refer to the 4-H Project Resource guide or Superintendents for

additional project information <https://www.kansas4-h.org/projects/>. If you are planning to exhibit your project at the Kansas State Fair please refer to KSF Exhibitor Handbook as State Fair rules may be more strict than County Fair rules- <https://www.kansas4-h.org/educational-experiences/fair-resources/kansas-state-fair/>

4-H Photography entered & judged Saturday July 19th at 10:00 a.m. to 12:00 p.m., and at 12:30 p.m. to 2:30 p.m.

- A. Open to any 4-H member enrolled in Photography.
- B. Each exhibitor will be limited to twelve 8 x 10 pictures in total.
- C. In addition, each exhibitor may exhibit 1 entry in Class 4- Picture Story, and 1 entry in Class 5- Best of My Work.
- D. **Exception to Mounting for Class 4 Photo Story and Class 5 Best of my Work:** Photo Story to be mounted in sequence on 11 x 14 Poster Board. Best of my Work can be arranged in any aesthetically pleasing arrangement on an 11 x 14 poster board. These 2 classes cannot go to the State Fair.
- E. **If photos are improperly mounted, the ribbon placing will be lowered one placing.**
- F. Black and white prints and color photographic prints may be exhibited.
- G. Photographs entered must be the result of the current year's project work by the 4-H member. Photo images must be taken by the 4-H Member (exhibitor).
- H. Photographs taken with a digital camera are allowed no more adjustments than exposure, color intensity or correction, one click filter effects, red eye removal, cropping, dodging and burning, and HDR (high dynamic range). **Please note: AI (artificial intelligence) modified images are not allowed.**
- I. The black and white classes are for black and white photos only. Monochromatic prints, including sepia prints are considered color photos and must be entered in the appropriate color photo class.
- J. All photos must be no larger than 8" x 10" and no smaller than 7"x 9" after trimming.
- K. Appropriate photo subject matter: Photographic subject matter is expected to follow 4-H standards. For a sense of prohibited subject matter, review the Kansas 4-H member Code of Conduct; in general, if it is not allowable at a 4-H event, it is not allowable in a 4-H photograph at the Fair.
- L. Photos with live subject(s) on railroad right of way or taken from railroad right of way property will not be displayed and will be DISQUALIFIED and Not Judged.
- M. Copyright protections must be observed.
- N. **Photo Mounts: Adhering photo to matte board:** A full coverage permanent mount using a **spray adhesive** must be used. Do not use household glues, glue sticks, double stick tape/patches, etc. to adhere photo to matte board. Photos not mounted correctly will be lowered one ribbon placing after judging.
- O. Photos are to be mounted across the narrow (11") dimension of an 11" x 12.5" sheet of white or cream studio matte board. (See diagram below) Photos mounted on poster board will not be displayed. Matte boards may be purchased from your local K-State Research and Extension office.



- P. Photos must be mounted with the top edge of the print 1" below the top of the mount (board is always oriented narrow side up). The sides of the print must be equal distance from the two sides of the mount.
- Q. Improperly mounted photos, oversize or undersize photos or photos with the white borders not removed or lettering (including dates) on the photo, will be awarded a ribbon one placing lower than the placing determined by the official judges.
- R. **Photo ID Strip:** The Kansas State Fair 4-H Photography I.D. Strip is available from your local K-State Extension Office or available for download at www.kansas4-H.org on the photography project webpage. The strip must be used and mounted correctly on the bottom front of the matte board.
- S. No lettering, including dates, is permitted on the front of the mount or on the photo. Only the Kansas State Fair 4-H Photography ID Strip is to have lettering on it. No underlay or borders are to be used.
- T. No lettering, names, addresses, descriptions or personal information pertaining to the photo or exhibitor should be written on the back of the photo matte board. The back of the photo matte board should remain blank.
 - 1. Color photos taken by 4-H member with 3 years or less experience
 - 2. Color photos taken by 4-H member with 4-7 years of experience.
 - 3. Color photos taken by 4-H member with 8 or more years of experience.
 - 4. Picture Story, 3 to 5 snapshots. (11 x 14 poster board) (See E. above)
 - 5. Best of My Work, 3 snapshots, one of people, one of animals, and one of the exhibitor's choice- not a repeat of people or animals. (11 x 14 poster board) (See E. above)
 - 6. For Black & White Pictures, open to all levels of experience and any type of camera.
 - 7. Growth Portfolio
 - a. Member is eligible for this class beginning with the third year of enrollment in the 4-H photography project.
 - b. Exhibit will consist of one photo for each year of enrollment. Each photo must have been created in a different year and must be labeled with the year taken/project enrollment year. A maximum of 5 photos may be included, if the member has 5 or more years of enrollment. Photos are not required to be in a consecutive order. For example, a nine-year-old with three years of enrollment in photography is eligible to enter a growth portfolio. The portfolio in this example should have one photo from the seven-year-old year, one photo from the eight-year-old year, and one photo from the nine-year-old year. The growth portfolio class may start at any time in the member's photography career. For an older member, the growth portfolio would represent any five years in the project, for example, years 1, 3, 5, 7, and 9 for a member having project enrollment totaling 9 years.
 - c. Photos must be "8 x 10" and may be color or black and white and must be unmounted.
 - d. An information sheet must accompany each photo giving brand and model of camera used to create the photo. The settings for focal length, aperture, mode and shutter speed must also be listed.
 - e. Skill set used to create the photo must be given and explained. Main goal for each year should be listed.
 - f. Beginning with photo 2, member description of GROWTH in project skill must be included on information sheet.
 - g. Exhibit will consist of photos arranged in chronological order of enrollment, information sheet on each photo, and all information listed in #6 and #7. A portfolio book will be required to exhibit.

8. My Favorite 4-H Photography Display: This new class is only for those photography project members with 10 or more years of experience. This class is a non-judged mounted display consisting of four favorite photos from the member's photography career in 4-H. All photos and a fifth biography/description with details of why they are regarded as most significant will be mounted on white or cream studio matte board. Photos and biography/description will be displayed on one row of the photography racks. This class is an extra way to showcase the development and accomplishments of the 4-H member's photography career. Members can still enter two other classes, if they are enrolled 8 or more years in the photography project.

- a. This is a "display only" class.
- b. Eligible members must have enrolled in photography for ten (10) or more years.
- c. Requirements are:
 - i. Choose a total of four (4) of your favorite photos from any of the years enrolled in photography. If used previously in competitive exhibits, remove all data slips and stickers. If the photo is an unmounted print, mount it using standard 4-H requirements and mat board.
 - ii. Develop a short biography piece.
 1. Tell how/when an interest in photography began.
 2. Explain why each of the four photos is a favorite.
 3. Share the skills learned because of photography. Think beyond camera skills and include leadership, community service, etc.
 4. Tell of any mentors/leaders worked with.
 5. Share workshops or camps pertaining to photography that you attended.
 6. Explain (if relevant) any plans to use photography skills beyond 4-H/High School.
 7. Include a small (2 x 3) photo of yourself at the start of the biography.
 8. Print the biography document and mount it on a standard mat board.
- d. Place name and Extension unit on the back of each of the 5 mat boards in the upper right-hand corner.
- e. This exhibit does not have to qualify at the county/district level to exhibit at the Kansas State Fair.
- f. There is no data slip required.
- g. A member who qualifies to exhibit in this class is still allowed to enter two prints and a portfolio for judging if qualifications for those classes are met.

SPECIAL AWARDS-

*Award presented by **Dirt Road Designs, Staci Breiner** to the exhibitor of the most outstanding photograph in 0-3, 4-7, 8+ years' experience.

* Award presented by **Adobe Farmhouse Photography, Bri Woodyard** for the most outstanding photography by a first year exhibitor.

Only one award will be awarded to any one exhibitor.

PREMIUM- Blue-9 points, Red-6 points, & White-4 points.

Department AA Reading

SUPERINTENDENTS

*PRE-ENTRY- Entry for ALL exhibits will be completed through FairEntry, an online service, located at <http://nortoncountyfair.fairentry.com> by July 1st.

Refer to the 4-H Project Resource guide or Superintendents for additional project information <https://www.kansas4-h.org/projects/>. If you are planning to exhibit your project at the Kansas State Fair please refer to to KSF Exhibitor Handbook as State Fair rules may be more strict than County Fair rules- <https://www.kansas4-h.org/educational-experiences/fair-resources/kansas-state-fair/>

- A. Open to all 4-H club members who are enrolled in the Reading project. Entry should correspond with phase of project in which the 4-H member is enrolled. Reading entered 1:00 p.m. to 5:00 p.m. on Tuesday.
- B. Limit- One entry per class.
- C. Posters are to be made on a standard size cardboard, 21 x 28"
- D. Each poster is to be labeled on the back, with exhibitor's name, address and class number.

READING FOR ENJOYMENT

1. Poster
2. Book Display
3. Book Report (for those under 12 years of age)
4. Written Book Review (for 12 years and older)

READING FOR PROJECT ENRICHMENT

5. Poster

PREMIUM- Blue-9 points, Red-6 points, & White-4 points.

Department BB Notebooks, Posters, & Scrapbooks

SUPERINTENDENT

Courtney Siemens

*PRE-ENTRY- Entry for ALL exhibits will be completed through FairEntry, an online service, located at <http://nortoncountyfair.fairentry.com> by July 1st.

Refer to the 4-H Project Resource guide or Superintendents for additional project information <https://www.kansas4-h.org/projects/>. If you are planning to exhibit your project at the Kansas State Fair please refer to to KSF Exhibitor Handbook as State Fair rules may be more strict than County Fair rules- <https://www.kansas4-h.org/educational-experiences/fair-resources/kansas-state-fair/>

- A. Suggested Items for Scrapbook or Notebook may use a 3-ring folder or binder with metal clasps for 3 or 2 hole punched paper. Explain your goals, a brief story of what was done, perhaps some pictures to illustrate your work. You may use a non-descriptive "Kansas 4-H Plan and Record" (#P1055) as an outline for your summary to itemize your expense and returns.
- B. Notebooks, Posters, & Scrapbooks to be entered at 1:00 p.m.-5:00 p.m. on Tuesday and judged at 1:00 p.m. on Wednesday.
- C. For entomology only, please see descriptive information in the Kansas State Fair guidelines for notebook instructions.

1. Reporter's Book
2. Secretary's Book
3. Wildlife
4. Self-Determined Project, Lego's from kit (**must include instruction book with exhibit**)
5. Self-Determined Project, Lego's not from kit
6. Self-Determined Project, Models (not Lego's)
7. Shooting Sports
8. Family Studies

9. Forestry
10. Health
11. Bicycle Safety and Care
12. Home Improvement
13. Let's Go Fishing
14. Junior Leadership
15. Reading
16. Entomology
17. Other Project Notebook
18. Other Scrapbook or Poster
19. Small Display for Other Project (excluding Lego's)

SPECIAL AWARDS-

*A usable award given to the judge's selection of Best of Show Legos, sponsored by **Wentz Service**.

*A usable award given to the judge's selection of Reserve Best of Show Legos, sponsored by **Lee & Angie Juenmann**.

PREMIUM- Blue-9 points, Red-6 points, & White-4 points.

Department CC Booths/Banner

SUPERINTENDENTS

*PRE-ENTRY- Entry for ALL exhibits will be completed through FairEntry, an online service, located at <http://nortoncountyfair.fairentry.com> by July 1st.

Refer to the 4-H Project Resource guide or Superintendents for additional project information <https://www.kansas4-h.org/projects/>. If you are planning to exhibit your project at the Kansas State Fair please refer to to KSF Exhibitor Handbook as State Fair rules may be more strict than County Fair rules- <https://www.kansas4-h.org/educational-experiences/fair-resources/kansas-state-fair/>

A. Open to 4-H Clubs, FFA Chapters and FCE Units of Norton County.

Exhibit theme shall include organization work. Exhibitors are responsible for removing all staples, tacks, and tape from booth. Submit entry cards through online entry system.

B. Size of booth space is 6' wide x 6' deep x 6' high from floor.

Platform to be used above floor must be furnished. Space is limited for booths.

C. Request space for booth or banner by July 15th at Extension Office.

D. Table space is not provided so entrants should bring a card table or table less than 6 ft. long.

E. Power outlets are supplied to booth but entrants should bring their own extension cords.

F. Staples and fasteners may be used but must be removed at end of fair.

G. Booths should be in place by 9:00 p.m. on Monday, July 25th. Booths can be removed between 8:00 a.m. and 9:00 a.m. on Friday morning during check out.

H. Booth space may be set up the weekend before fair starts. Check with Extension Office on times 4-H building will be open to set up booth display.

1. Booth

SPECIAL AWARDS-

*A \$50 cash award will be presented to the club or chapter exhibiting a first place booth relating to a soil or water conservation theme. This award will be presented by the **Norton County Soil Conservation District**.

PREMIUM- \$25 for each booth exhibited and maintained during the fair.

A. Banners entered by 5:00 p.m. Tuesday

B. Banners are two dimensional depicting one idea, made of non-flammable materials that will permit banner to be folded or rolled loosely.

C. Banner dimension not less than 3 feet on a side and a total area between 12 and 16 square feet.

D. Banner must be hung on a rod or dowel with 6" chain at each rod end and an "S" hook attached to chain allow for hanging.

E. Attach a label in lower left corner (as you face it) to give Club Name, Extension District and County Name.

F. Letters 2" high.

G. No banners will go to the Kansas State Fair.

H. Banners could be displayed in the 4-H building until the next fair.

2. Banner

PREMIUM- \$10.00

Department DD Dog Obedience & Training

SUPERINTENDENTS

Julie Hilburn & Ja'Nee Moore

*PRE-ENTRY- Entry for ALL exhibits will be completed through FairEntry, an online service, located at

<http://nortoncountyfair.fairentry.com> by July 1st.

Refer to the 4-H Project Resource guide or Superintendents for additional project information <https://www.kansas4-h.org/projects/>. If you are planning to exhibit your project at the Kansas State Fair please refer to to KSF Exhibitor Handbook as State Fair rules may be more strict than County Fair rules- <https://www.kansas4-h.org/educational-experiences/fair-resources/kansas-state-fair/>

A. The Dog Show will be held at 6:30 p.m. on Monday, July 13th at the Andbe Home in Norton and the Cat & Hand Pet will follow at 7:15 p.m.

B. Immunization with Form MG34 (available at the Extension Office) will need to be shown. These shots required are Bordet Ella, Distemper, Hepatitis, Parvo, Para Influenza and Rabies. Dog shall be free of parasites and diseases.

OBEDIENCE

1. On Leash- (12 years and under)

2. On Leash- (13 years and older)

PREMIUM- Blue-6 points, Red-4 points, & White-2 points.

FITTING AND SHOWING

3. Junior Division- (12 years and under)

4. Senior Division- (13 years and older)

PREMIUM- Blue-6 points, Red-4 points, & White-2 points.

DOGS WILL BE JUDGED ON THE FOLLOWING:

FITTING OF DOG-35 Points

Clean and well brushed, tone and condition of coat, healthy appearance, teeth, toenails, ears and eyes.

SHOWING OF DOG-65 Points

Showmanship of dog; appearance, alertness, grace and ease. Coordination between handler and dog, reaction of dog to handler, movement- straight and even gait.

SPECIAL AWARDS-

*A banner will be presented to the Junior Champion Dog Showman by **Decatur Coop Association**.

*A banner will be presented to the Junior Reserve Champion Dog Showman by **Pristine Paws**

*A banner will be presented to the Senior Champion Dog Showman by the **Norton County 4-H Council**.

*A banner will be presented to the Senior Reserve Champion Dog Showman by **Norton County 4-H Council**.

*A banner will be presented to the Best of Show by **Norton County 4-H Council**.

*A banner will be presented to the Reserve Best of Show by **Farm Bureau Financial Services**

*Junior and Senior Dog Obedience awards will be sponsored by **Dr. Steve Graf of All Creatures Vet Clinic**.

Department EE Cat, Hand & Aquarium Pet SUPERINTENDENTS

Julie Hilburn & Ja'Nee Moore

*PRE-ENTRY- Entry for ALL exhibits will be completed through FairEntry, an online service, located at <http://nortoncountyfair.fairentry.com> by July 1st.

Refer to the 4-H Project Resource guide or Superintendents for additional project information <https://www.kansas4-h.org/projects/>. If you are planning to exhibit your project at the Kansas State Fair please refer to KSF Exhibitor Handbook as State Fair rules may be more strict than County Fair rules- <https://www.kansas4-h.org/educational-experiences/fair-resources/kansas-state-fair/>

- A. The Dog Show will be held at 6:30 p.m. on Monday, July 14th at the Andbe Home in Norton and the Cat & Hand Pet will follow at 7:15 p.m.
- B. PARADE OF PETS- A Parade of Pets will be planned prior to the Pet Show.
- C. Cats should be leashed or other restraint to ensure safety. Cats should be at least 3 months of age to be shown.
- D. Judging will be based upon a score card point system based on hair coat, clean ears, eyes, teeth free of tartar, clipped nails and 4-H member's knowledge.
- E. Hand Pets should be brought in a cage or container for display. Pets will be judged on their appearance and general health. A questionnaire will be handed out beforehand to help the judge learn about your pet.
- F. Aquarium should be exhibited as it is used at home. Judging to be based upon design of the aquarium, type of project and questionnaire filled out to help the judge's evaluation.
- G. Details of schedule will be sent out and will be available to project enrollees before show time.
- H. Cats need proof of current Rabies and Distemper vaccination and be free of parasites and diseases.

CAT & HAND PET SHOW

- 1. Junior Division- (12 years and under)
- 2. Senior Division- (13 years and older)
- 3. Hand Pets
- 4. Aquarium Pets

PREMIUM- Blue-6 points, Red-4 points, & White-2 points.

SPECIAL AWARDS-

*An award presented to the Best Cat, Junior and Senior division, sponsored by Norton Animal Health, Sarah & Aaron White.

*An award presented to the Best of Show Hand Pet sponsored by Bullseye Media and Bullseye Ranch.

Department FF Shooting Sports

*PRE-ENTRY- Entry for ALL exhibits will be completed through FairEntry, an online service, located at <http://nortoncountyfair.fairentry.com> by July 1st.

Refer to the 4-H Project Resource guide or Superintendents for additional project information <https://www.kansas4-h.org/projects/>. If you are planning to exhibit your project at the Kansas State Fair please refer to KSF Exhibitor Handbook as State Fair rules may be more strict than County Fair rules- <https://www.kansas4-h.org/educational-experiences/fair-resources/kansas-state-fair/>

The Shooting Sports project helps youth thrive and develop life skills while teaching shooting safety, care and safety of shooting sports equipment, hunting practices, and provides an opportunity to test your skills. The fair classes are designed to provide an opportunity for youth to educate others about what they have learned through the project or to promote the benefits of

participation.

Rules

1. Exhibits in this division are open to educational displays, promotional posters, or experiential displays. Follow copyright laws as explained in the General Rules as you are preparing your exhibit. Take care to select durable materials to withstand State Fair conditions.
2. The exhibit size rule will be strictly enforced. Exhibits exceeding the size guidelines will be penalized one ribbon color.
3. Educational Display: must be the standard tri-fold board ONLY, must not exceed standard tri-fold: 3'x4' unless there is a topper that sits on top of the board and does not take up additional table space; no additional table space available for promotional brochures or display items; content not to exceed display board borders.
4. Promotional Posters: must be flat and no larger than 22"x30"; content not to exceed display board borders. Exhibits may be displayed on wall.
5. Notebooks: no larger than 8 ½" x 11".
6. Exhibitors must comply with state and federal laws and Kansas State Fair Management.
7. No "live" ammunition containing propellant or explosive powders may be used in any display. An inert substitution must be used in lieu of powder and "live" ammunition, the substitution must be clearly described on the back of the poster, display or in a notebook.
8. The Kansas State Fair nor the department of 4-H Youth Development, KSRE are liable for the loss or damage of any personal property included as part of your poster, display or notebook.
9. Name, county or district, age and year in project should be on the front of the poster, display or notebook unless special arrangements are made because of declination of publicity release.
10. Exhibit topics regarding firearm care, handling, and shooting will only be accepted from Extension Units with 4-H Certified Shooting Sports Programs.
11. Exhibits will not be accepted if they are related to reloads.

Educational/Promotional Classes

1. Educational Display Must be directly related to the 4-H Shooting Sports Project (standard tri-fold boards only, no larger than 3'x4').
2. Promotional Poster. Must promote 4-H Shooting Sports.
- 3 Notebook. Contents pertain to some phase, results, story or information about 4-H Shooting Sports.

Experiential Classes

1. **Shooting Aid or Accessory** - (SF253) - Any item the 4-Her makes which helps the shooter/hunter better perform their sport, examples: rifle sling, kneeling roll, arm guard, shotgun vest, target boxes, shooting stick, etc. Include your design, or plans you adapted, what the item is and used for.
2. **Storage Case** - (SF254) - Any item the 4-Her makes with the purpose to safely hold a firearm, bow, ammunition, and/or arrows. Examples: soft sided shotgun case, quivers, firearm safe, include your design, or plans you adapted. Explain how the storage case is used.
3. **Practice Game or Activity** - (SF255) - Invent or adapt an activity to practice or teach a project skill. Include pictures of youth playing the game, testimonials of 4-H members who played the game, what skill is being worked on, and directions for the game. Explain how you came up with the game or adapted it to fit the needs of your group members.

Department GG Farm Mechanics

SUPERINTENDENTS

Matt Schick

*PRE-ENTRY- Entry for ALL exhibits will be completed through FairEntry, an online service, located at <http://nortoncountyfair.fairentry.com> by July 1st.

Refer to the 4-H Project Resource guide or Superintendents for additional project information <https://www.kansas4-h.org/projects/>. If you are planning to exhibit your project at the Kansas State Fair please refer to KSF Exhibitor Handbook as State Fair rules may be more strict than County Fair rules- <https://www.kansas4-h.org/educational-experiences/fair-resources/kansas-state-fair/>

A. Exhibits in this department will be shown on the cement slab directly south and east of the Poultry Barn. Displays in this department will consist basically of examples of labor saving devices and/or examples of farm machinery and equipment that have been constructed, repaired, reconditioned or renovated. The work on this display must have been done by high school students in the vocational agriculture shop or 4-H youth enrolled in Ag Mechanics.

B. All exhibits must be clean and in a presentable condition for show purposes.

C. Projects must be checked in to Superintendent by 5:00 p.m. on Tuesday.

Ribbons awarded-Blue, Red & White

SPECIAL AWARDS-

*Check given to 1st-\$25, 2nd-\$15, 3rd-\$10, Sponsored by Northern Valley FFA.

*Usable awards given to 1st, 2nd, and 3rd place exhibits. Northern Valley FFA.

Department HH Building Block

Engineering

SUPERINTENDENTS

Carson Harting & Morgan Harting

*PRE-ENTRY- Entry for ALL exhibits will be completed through FairEntry, an online service, located at <http://nortoncountyfair.fairentry.com> by July 1st.

Refer to the 4-H Project Resource guide or Superintendents for additional project information <https://www.kansas4-h.org/projects/>. If you are planning to exhibit your project at the Kansas State Fair please refer to KSF Exhibitor Handbook as State Fair rules may be more strict than County Fair rules- <https://www.kansas4-h.org/educational-experiences/fair-resources/kansas-state-fair/>

The BBE exhibit area focuses on using architectural blocks (“Lego’s”) to construct dioramas. This project allows youth to explore architectural design in a three-dimensional space. This division is not intended for youth wishing to exhibit constructed kits.

A. 4-H Members must be currently enrolled in the Kansas Building Block Engineering Project to exhibit in this division.

B. Each exhibitor may enter one exhibit. Exhibits must have been constructed during the current 4-H year.

C. Total exhibit dimensions may not exceed 2 feet high, by 2 feet wide, by 2 feet deep.

D. The minimum exhibit dimensions must be at least 6 inches wide and deep.

E. All exhibits are required to be placed in a sturdy see-through enclosure with a top, bottom, and 4 sides. A ‘clear’ tub turned upside down with the exhibit placed on the lid would be an acceptable enclosure. It may be desirable to place a cutting board or other hard surface between the lid and base plate of the exhibit to make it

sturdier. This is to keep exhibit components from being “scattered to parts unknown” at the fair. The outer dimensions of the enclosure do not count towards the total exhibit dimensions but should not be excessive. The entire exhibit should fit in the display enclosure, so the enclosure does not smash into the exhibit during movement.

F. Cases are to be removable and should not be bolted down, glued, or sealed in any way that prevents judges from touching the actual display. (Locking handles and snap shut lids are fine.)

G. All components used in construction should be dust and hair free, clean, free of chips, scuffs, cracks, or broken blocks.

H. Gaps or cracks should not be visible between assembled blocks unless they fit with the story, for example an earthquake

I. The primary building component should be interlocking blocks, commonly referred to by the brand name of Lego®

J. Other components can be integrated into dioramas to illustrate architectural aspects that may be difficult to convey with traditional interlocking blocks, for example marbles for small round objects

K. The use of existing “store bought” sets for major elements of the display is not allowed. Use of figurines from sets is allowed as is using individual bricks or small sub-assemblies to create something different than the set it came from. For example a car hood or front end from a car kit could be used in a “car museum,” just not the entire car. The intent of this is to ensure fairness among exhibitors and encourage maximum creativity instead of just following a set of plans.

L. COUNTY FAIRS may choose to add classes for kits, but exhibits in those classes are not eligible for the Kansas State Fair.

M. Dioramas should be suitably complex and have multiple elements. They can be of buildings (inside/outside), natural spaces, imaginative/fictional areas, compartments of vehicles, logic puzzles, about anything you can think of that’s not a picture or artwork. For example, a camp site that has a log cabin, a tree fort, and a car.

N. Weapons are not prohibited in dioramas. Scenes depicting battles, like you would find in museums, are acceptable exhibits. However, blood and “gore” is not to be added and will result in a ribbon place deduction.

O. All dioramas should have a story, which is part of the information pack, that describes what is happening in the diorama; this can be as simple (the nursery rhyme “Jack and Jill” for example) or complex as needed to explain to someone looking at the exhibit what is happening.

P. Vehicles that are intended to stay in a single place should be affixed to base plates with sticky tack, hot glue, or other method

Q. Mechanical enhancements or motion elements that add motion to the diorama are acceptable and encouraged. For example, merry-go-rounds, doors, elevators, gears, marbles going down a channel, flapping wings, animatronics, etc. If included judges should be able to use them and instructions should be provided for operation either in the story or on a separate page.

R. Artistic designs-, for example recreating paintings like the “Mona Lisa” or “Stary Nights” and structures like “David” are not permitted as exhibits and one ribbon placing should be deducted. These exhibits should be displayed in Visual Arts.

S. The exhibitor’s name (or ID), county, district, must be tagged or labeled on the display. Additionally, the display case should have the exhibitor’s information attached to both the lid (base) and clear container (covering) as well, as the case may be separated from the display.

T. Entry of either a packet without an accompanying exhibit or an exhibit without a packet is not a sufficient exhibit.

U. Each exhibitor is required to complete the “4-H Building Block Engineering Exhibit Information Form” which is available through your local K-State Extension office or at <http://blocks.engtech4ks.com/>. This form must be attached to the outside of a 10” x 13” manila envelope. Do not tie the envelope to the exhibit. All revisions of forms previously released for the division dated prior to current year are void for use and new forms must be obtained and used that are dated by the Kansas State 4-H Office for the current year.

- V. Each exhibit information packet should include the following items:
- 1 to 5 pages of photos showing work on the exhibit, preferably from a beginning state to final or completed state. Final pictures help in determining where a part might go in case something comes loose.
 - If appropriate operating instructions for mechanical portions of the diorama.
- X. For the State Fair, the 4-H member must include a video telling the story of their project as well as a walkthrough of any project mechanics.
- Videos with an accompanying release form signed by the exhibitor's parent or guardian may be displayed as the State Fair in the Engineering & Technology exhibit area.
 - The video must not be more than 8 minutes long and should be included on the USB Drive.
 - "NEW" – Videos for the Kansas State Fair, may be uploaded to a video sharing site, such as YouTube, instead of being placed on the USB drive. The video should be set as "private" so only those with the link are able to view it. The link should be written on the video form for judges to review. Capitalization in URLs matters, incorrect URLs may result in a ribbon place deduction.

FOR COUNTY FAIRS with consultation judging, it is recommended that the video elements be waived in favor of talking with the exhibitor. Classes

Junior (ages 7-8) *Not State Fair Eligible*

1. Lego Set

Intermediate (ages 9-13)

1. Interlocking brick diorama built from scratch

Senior (ages 14 and up)

1. Advanced interlocking brick diorama built from scratch

Department II Ag Mechanics SUPERINTENDENTS

Matt Schick

*PRE-ENTRY- Entry for ALL exhibits will be completed through FairEntry, an online service, located at <http://nortoncountyfair.fairentry.com> by July 1st.

Refer to the 4-H Project Resource guide or Superintendents for additional project information <https://www.kansas4-h.org/projects/>. If you are planning to exhibit your project at the Kansas State Fair please refer to to KSF Exhibitor Handbook as State Fair rules may be more strict than County Fair rules- <https://www.kansas4-h.org/educational-experiences/fair-resources/kansas-state-fair/>

The Ag Mechanics project is starting with an emphasis on welding and smithing, it will expand as the project area grows. This project allows youth to explore areas of Ag mechanics and metallurgy from repairing or repurposing items to the fabrication of new items.

- W. 4-H members must currently be enrolled in the Kansas 4-H Ag Mechanics project to exhibit in this division.
- X. Each Exhibitor may enter one exhibit per class. Exhibits must have been constructed or repaired during the current 4-H year. The exhibit must have been selected at the county level for entry at the State Fair. Counties or districts should select only top blue or purple ribbon Ag Mechanics exhibits which meet State Fair guidelines.
- Y. Wheeled exhibits must utilize a braking mechanism which prevents the exhibit from freely rolling while on display.
- Z. Exhibitors are responsible for providing sufficient braking or "chock" for trailer exhibits to ensure that the exhibits do no move once positioned. If using a wheel "chocking" mechanism, the two individual blocks should be connected together as a pair of chocks, so

they do not become separated. At least one pair of chocks should be placed on each side of the trailer to prevent movement.

- AA. For trailer exhibits the tongue of the trailer should have a locking mechanism (e.g. padlock) to prevent the trailer from being moved by unauthorized individuals while being displayed. A key for the locking mechanism should be left with the superintendent and labeled with the exhibitor's name and phone number.
- BB. Each exhibit must be free-standing or sufficiently supported by an exhibitor supplied support system that is moveable and is part of the total dimensions and weight of the exhibit as described previously. Exhibit boards should have a portable and moveable base. No exhibits may be staked to the ground for display.
- CC. Top heavy items should be braced or placed in a stand sufficient to prevent it from toppling over while on display.
- DD. Painting or spot painting is not allowed on projects after arrival on fairgrounds. If wet paint is detected by judges or superintendents one ribbon placing will be deducted.
- EE. Repair projects having adequate original finish need not be repainted.
- FF. Cutting surfaces, such as blades, are to have a protective covering over them to prevent injury. The covering should be easily removed and reinstalled for judging. Foam "pool noodles" and multiple layers of cardboard are acceptable.
- GG. Display cases for small exhibits are acceptable and must be easily opened so the item can be removed and examined as part of judging.
- HH. Exhibits that include weaponry of any kind will be disqualified. Weaponry is defined as any instrument, possession, or creation, physical and/or electrical that is intended to be used to inflict damage and/or harm to individuals, animal life, and/or property.
- II. If the exhibit is powered by flammable liquids (gas, propane, kerosene, etc.) the fuel tank and lines should be drained and allowed to dry, to avoid spills and potential fires.
- JJ. Electric powered (battery, corded, solar, or alternative energy) should have a primary shutoff or disconnect switch.
- KK. If a safety violation is noted by the judges, superintendent, or other staff, the exhibitor's exhibit at the judges' discretion, will receive a deduction in ribbon placement or participation ribbon.
- LL. The exhibitor's name must be tagged or labeled in a prominent location on the display.
- MM. Each exhibit must include an Ag Mechanics information packet. Entry of just a packet without an accompanying exhibit is not a sufficient exhibit.
- NN. No sealed vessels are allowed. All vessels must be properly vented, for example, a water tank with a fill cap, or a drilled hole for empty chambers that allows pressure to equalize. Exhibits not properly vented will be disqualified.
- OO. Tanks are to be triple rinsed, dried and free of all liquid residue.
- PP. As exhibitors build their exhibits, appropriate PPE (Personal Protection Equipment) is required.
- QQ. Each exhibitor is required to complete the "Ag Mechanics Exhibit Information Form" which is available at Extension Office. This form must be attached to the outside of a 10 x 13" manila envelope. Do not tie the envelope to the exhibit.
- RR. Each exhibit information packet should include the following items:
- a. Bill of materials for the project with associated costs, scrap items used may be listed as having a \$0.00 cost.
 - b. 1 to 5 pages of photos showing work on the exhibit, preferably from a beginning state to final or completed state.
 - c. If appropriate schematics or working drawings relating to the creation or repair, this is not required for display boards.
 - d. If appropriate operating instructions.
- Introductory – Level 1 (1-3 years' experience)
1. Welding Display Board. A 3 x 3' display board with different pieces of metal attached illustrating different types of welds, each weld being labeled.
 2. Level 1 Welding Ag Repair- repair of ag equipment with welding

Department JJ Agricultural Challenge of Champions

SUPERINTENDENTS

Beth Zillinger & Blake Lasley

The Norton Fair Board, along with the Kansas State Fair Association, is offering an opportunity to youth ages 16 through 19 as of January 1st, 2021. The Agricultural Challenge of Champions will be held to nominate one youth from Norton County to compete in this program at the State Fair. In order to select a nominee from Norton County, a selection competition will be held.

<https://www.kansasstatefair.gov/p/competitions/competitive-static/4-h-static-entries/challengeofchampions>

The competition will involve an exam covering identification of livestock equipment, breeds of beef cattle, dairy cattle, sheep, hogs, goats, and horses, feed concentrate and/or roughage, and retail cuts of meat. To enter this contest, meet in the 4-H Building Thursday at 10:00 a.m. for the exam. The livestock judging will be held at 12:30 p.m. The Norton Fair Association will then select its nominee and announce the winner during the Livestock Auction that evening.

SPECIAL AWARDS-

*Award will be presented to the winner, sponsored by **Kowpoke Supply**.

Department KK Livestock Judging Contest

SUPERINTENDENTS

Klare Bliss, Dustin Harting, Carson Harting, Jason
McKenna, Nancy Hager, Chris & Mindy Harting,

A. The 4-H and FFA Judging Contest will begin at 12:30 p.m. on Thursday afternoon. Participants should sign up before the contest under a club name as individuals in either Junior or Senior Division. Top scoring individuals that participate at the County Fair contest may be eligible as a part of the team that represents Norton County; **priority may be given to Senior Individuals and those with previous judging experiences.**

B. Several classes will be included, such as market breeding livestock, a horse class and one reasons class, if time permits.
JUNIORS-13 years and under
SENIORS- 14 years and older

SPECIAL AWARDS-

*The top 3 individuals in Junior & Senior age divisions will be awarded a medal presented by **Norton FFA**.

*A medal will be awarded to the top individual in Junior, Senior and adult age divisions of "Open Class" livestock judges. Sponsored by **Curtis & Cindy and Don & Marilyn Lowry, Spring Creek Ranch.**

3. Level 1 Welding Ag Fabrication. – creation of new ag equipment with welding
4. Level 1 Welding General Repair-repair of non-ag equipment with welding.
5. Level 1 Welding Artistic Fabrication-creation of artistic or interpretive pieces with welding.
6. Level 1 Other Metalwork Repair.
7. Level 1 Other Metalwork Fabrication
8. Smith Display Board- 3 x3' display board with different pieces of forged metal attached illustrating different forms, each form being labeled.
9. Level 1 Smithing- a design forged with at least one formed element (twists or spirals for example).

Experienced- Level 2 (4-6 years' experience)

10. Level 2 Welding Ag Repair
11. Level 2 Welding Ag Fabrication
12. Level 2 Welding General Repair
13. Level 2 Welding General Fabrication
14. Level 2 Welding Artistic Fabrication
15. Level 2 Other Metalwork Repair
16. Level 2 Other Metalwork Fabrication
17. Level 2 Smithing- A design forged with at least two different formed elements.

Advanced- Level 3 (7-9 years' experience)

18. Level 3 Welding Ag Repair
19. Level 3 Welding Ag Fabrication
20. Level 3 Welding General Repair
21. Level 3 Welding General Fabrication
22. Level 3 Welding Artistic Fabrication
23. Level 3 Other Metalwork Repair
24. Level 3 Other Metalwork Fabrication
25. Level 3 Smithing- A design forged with at least three different formed elements.

Master – Level 4 (10 or more years' experience)

26. Level 4 Welding Ag Repair
27. Level 4 Welding Ag Fabrication
28. Level 4 Welding General Repair
29. Level 4 Welding General Fabrication
30. Level 4 Welding Artistic Fabrication
31. Level 4 Other Metalwork Repair
32. Level 4 Other Metalwork Fabrication
33. Level 4 Smithing- A design forged with at least four different formed elements.

SPECIAL AWARDS-

*A usable award is given to Grand Champion & Reserve Grand Champion provided by **Tyrel Bliss**.

Department LL Life Skills Judging Contest

SUPERINTENDENT

- A. Judging is held Saturday from 10:00 a.m. to 2:30 p.m.
- B. Classes relating to project work in Clothing, Foods and Nutrition and Life Skills will be judged. Written reasons will be completed on some classes.
- C. Contestants who participate will be eligible for selection of team members to represent Norton County. Consideration will also be given to participation in other judging events during the year.
- D. Ribbons will be awarded.
 1. Life Skills Judging, Junior Division 7 to 9 years old
 2. Life Skills Judging, Intermediate Division 10 to 13 years of age.
 3. Life Skills Judging, Senior Division 14 years and older

SPECIAL AWARDS-

*The top individual youth in Junior and Senior age divisions will be awarded a medal provided by **Lifetime Insurance Partners**

Department MM Photography Judging Contest

SUPERINTENDENT

Carol Griffith & Kelly Brooks

- A. Open to any 4-H member. To be held Saturday at 10:00 a.m. to 2:30 p.m. in the 4-H building
- B. The contest shall consist of four to six classes of photographs to judge, a problems class and a written exam. The written exam will be multiple choice.
- C. Contestants who participate will be eligible for selection of team members to represent Norton County.
- D. Ribbons will be awarded.
 1. Photography Judging, Junior Division, 7 to 9 years of age.
 2. Photography Judging, Intermediate Division, 10 to 13 years of age.
 3. Photography Judging, Senior Division, 14 years and older.

SPECIAL AWARDS-

*The top individual youth in Junior, Intermediate, and Senior age divisions will be awarded medals provided by **Moffet Drug Store**.

Department NN Entomology Judging Contest

SUPERINTENDENTS

Beth Zillinger & Blake Lasley

- A. This contest will consist of identification of several types of insect samples and other project materials. Judging to be held on Thursday from 10:00 a.m. to 12:00 p.m. Ribbons and medals will be awarded.
 1. Entomology Judging, Junior Division 7 to 9 years of age.
 2. Entomology Judging, Intermediate Division, 10 to 13 years of age.
 3. Entomology Judging, Senior Division, 14 years and older

SPECIAL AWARDS-

*Medals awarded to the top individual in each age division, sponsored by **Redwing Termite and Pest Control, Gary Lacy**.

Department OO Crops and Weed Identification

SUPERINTENDENT

Beth Zillinger & Blake Lasley

Judging will take place Thursday from 10:00 a.m.-12:00 p.m. in the 4-H Building.

The 4-H Crops and Weeds contest consists of two parts.

Part 1. Weed and Crop Identification

1. This portion of the contest consists of 50 samples. Contestants will identify the plants.
2. After the samples are identified, they must be classified. The classifications are as follows: field crop (FC), noxious weed (NW), or common weed (CW).
3. A portion of the plant or a seed sample will be displayed for the weed and crop identification part of the contest.

General Rules

Total grain and seed analysis scores will be used as the tie breaker for awards.

1. Crop Judging, Junior Division, 7 to 9 years of age.
2. Crop Judging, Intermediate Division, 10 to 13 years of age.
3. Crop Judging, Senior Division, 14 years and older.

SPECIAL AWARDS-

*The top individual youth in Junior, Intermediate, and Senior age divisions will be awarded medals provided by **Rocking W Trailer Sales, Robert Wyatt**.

Department PP Round Robin Championship

SUPERINTENDENTS

Klare Bliss, Nancy Hager,

Abbey Horn, Chris & Mindy Harting,

Dustin Harting, & Carson Harting,

- A. The overall Round Robin Champion Showmanship will be held at 3:30 p.m. on Thursday. **Youth who enter showmanship classes will do so with the intent to enter the Round Robin Showmanship if they are selected as class champion.**
- B. The Champion Intermediate and Senior age participants of the beef, sheep, swine, equine, and goat showmanship will be required to attend a showmanship demonstration clinic on Thursday at 2:45 p.m. If the Champion is unable to participate, only the Reserve Champion will be invited to participate. The selected showmanship participants will also be required to enter the Round Robin Competition. Round Robin finals will begin at 3:30 p.m. on Thursday. All participants of each age group will be showing the same species at the same time and then a rotation will be set up. Five animals will be selected at random and used for both age groups; if limited entries, animal selection is up to the superintendents.. **Participants may not use their own animals.** Selection of Champion will be based upon youth's overall knowledge and ability to show the animal rather than on fitting technique.
- C. Classes representing the Seniors (15 years and older) and Intermediates (11 to 14 years of age) will participate.
 1. Senior Round Robin Showmanship- Champion Showman (15 years and older)
 2. Intermediate Round Robin Showmanship- (11 to 14 years of age)

SPECIAL AWARDS-

*Senior and Intermediate Division Round Robin Grand Champion Showmanship banner are presented by

Hub's Shorthorns, Stephen and Cynthia Washburn

* Senior and Intermediate Division Round Robin Grand Champion Buckles are presented by **Jodi Ward Family**

* A personalized usable award given to Senior and Intermediate Division Round Robin Reserve Grand Champion Showmanship by **Drew & Angie Knuth in Memory of Riley Hager.**

*Senior Reserve Champion Round Robin banner will be presented by **Farm Bureau Financial Services, Joy Johnson Agent.**

* Intermediate Reserve Champion Round Robin banner will be presented by **Rogers Hereford Ranch.**

*The **Norton County Fair Board** will pay \$50 each to the Champion Overall Senior and Champion Overall Intermediate.

*The **Norton County Fair Board** will pay \$25 each to the Reserve Champion Senior and Reserve Champion Intermediate.

Department QQ Wildlife SUPERINTENDENT

*PRE-ENTRY- Entry for ALL exhibits will be completed through FairEntry, an online service, located at

<http://nortoncountyfair.fairentry.com> by July 1st.

Refer to the 4-H Project Resource guide or Superintendents for additional project information <https://www.kansas4-h.org/projects/>.

If you are planning to exhibit your project at the Kansas State Fair please refer to to KSF Exhibitor Handbook as State Fair rules may be more strict than County Fair rules- <https://www.kansas4-h.org/educational-experiences/fair-resources/kansas-state-fair/>

This project is for all youth, whether living in the city, the country, or in between. Wildlife are an important part of our state heritage and environment, ranging from buffalo to birds to fish to deer and more. In this project you will learn about wildlife behavior, habitat requirements, how wildlife species fit into nature's scheme, how they are managed, and how they relate to humans.

Rules

- A. Exhibitors must comply with state and federal laws. It is illegal to possess threatened or endangered wildlife, or the feathers, nests, or eggs of non-game birds. Game birds and game animals taken legally during an open season may be used. Every wildlife on display must have a statement about how they were obtained legally. The use of live wild animals in educational exhibits is prohibited.
- B. Exhibits in this division are open to educational displays, promotional posters, or experiential displays. Exhibits should reflect learning in the project area. Follow copyright laws as explained in the General Rules as you are preparing your exhibit. Take care to select durable materials to withstand State Fair conditions.
- C. Wildlife exhibits that reflect harvesting of wildlife must follow National Minimum Standards and Best Practices <https://4-hshootingsports.org/wp-content/uploads/2024/01/12.13.23-Minimum-Standards-Update.pdf> and Kansas 4-H Shooting Sports Handbook https://bookstore.ksre.ksu.edu/pubs/kansas-4-h-shooting-sports-handbook_4H1101.pdf and Kansas Fish and Game laws. Exhibits outside these standards will be disqualified.
- D. The exhibit size rule will be strictly enforced. Exhibits exceeding the size-guidelines will be disqualified. Maximum exhibit size for all exhibits in this division is 4'X6'. Larger exhibits will be turned away.
- E. Educational Display: must be the standard tri-fold board ONLY, must not exceed standard tri-fold: 3'x4' unless there is a topper that sits on top of the board and does not take up

additional table space; no additional table space available for promotional brochures or display items; content not to exceed display board borders.

- F. Posters: must be flat and no larger than 22"x30"; content not to exceed display board borders. Exhibits may be displayed on wall.
 - G. Notebooks: no larger than 8 ½" x 11".
 - H. Exhibits must not display, describe, or depict firearms or firearm components that are not allowed by 4-H Shooting Sports National Minimum Standards.
 - I. Exhibitors must comply with state and federal laws and Kansas State Fair Management.
 - J. No "live" ammunition containing propellant or explosive powders may be used in any display. An inert substitution must be used in lieu of powder and "live" ammunition, the substitution must be clearly described on the back of the poster, display or in a notebook.
 - K. The Kansas State Fair nor the department of 4-H Youth Development, KSRE are liable for the loss or damage of any personal property included as part of your poster, display or notebook.
 - L. Name, county or district, age and year in project should be on the back of the poster, display or notebook unless special arrangements are made because of declination of publicity release.
 - M. Exhibit topics regarding firearm care, handling, and shooting will only be accepted from Extension Units with 4-H Certified Shooting Sports Programs and enrolled 4-H youth in the specific Shooting Sports Project.
 - N. Exhibits will not be accepted if they are related to reloads.
 - O. Taxidermy: The exhibitor is responsible for following all laws, rules, and regulations, and when licenses, tags, etc. are required, to include those and/or the information required with the exhibit. For taxidermy please reference hunting and furbearer laws for Kansas. <https://ksoutdoors.gov/Hunting/Hunting-Regulations/Furbearers>
- Quota – A member may make only one entry in display/notebooks and one entry in experiential within this division.

Scoresheets, Forms, and Contest Study Materials:

- Educational Display Score Sheet
- Promotional Display Score Sheet

Educational Exhibits

1. Notebook. Contents pertain to some phase, results, story or information about the wildlife project.
2. Promotional Poster. Must be related to something learned in the wildlife project. (Flat poster board or foam board no larger than 22" x 28").
3. Educational Display. Must be directly related to the wildlife project. Maximum tri-fold size is 3' x 4'.
4. Fish Harvesting Equipment - (SF168) - Board exhibit. Display of equipment used in fish harvesting. Examples: fishing knots, hooks (with corks over ends for safety), lures. Label all items displayed. Include in your exhibit the following information: the purpose of each item, when or where each item is used.
5. Build a Fishing Rod - (SF169) - A fishing rod educational exhibit may not exceed 96 inches in length. Exhibit must be mounted on a board. Include with the exhibit: Explanation of cost of materials/components and how many number of hours required for construction. Label all parts. Necessary components which must be included are grip, line guides (based on manufacturers specifications), guide wraps, and hook keeper. Reel seat needs to be aligned with guides, and guides aligned accurately

down rod. Guide wraps of size A to D, nylon or silk thread. Exhibit will be judged on: workmanship, labeling of parts, information, and neatness.

6. Casting Target - (SF170) - Make a casting target for exhibit and use. Target must be under 48" x 48". The bullseyes must be 2 feet, outer band must be 1 foot in diameter and can have up to 3 rings. The exhibit must be easy to store, durable, and weather resistant. Include the purpose and rules of using your casting target.

7. Wildlife Harvesting Equipment - (SF171) - Board Exhibit. Display of equipment used in harvesting wildlife. Examples: expended ammunition casings (no live ammunition permitted), steel traps, hide stretchers, fleshers, etc. For displays of shotguns, rifles, or bows, use drawings or pictures. Label all items displayed: the purpose of each item, when or where it is used and personal experiences with the item.

8. Inventing Wildlife/Fish Harvesting Equipment, Aid or Accessory - (SF168) - Use engineering principles to invent or adapt equipment that helps you harvest fish or wildlife. This could include wildlife calls, adapted fishing pole for shallow water, a blind, decoys, etc. Share your drawing (or adapted plans), how the equipment works, how you tested it, and the results of testing your prototype, and any adjustments you made.

9. Tanned Hides - (SF172) - Exhibit of a wild animal hide properly processed by the member. If not mounted, must be in a clear clothing bag with hanger. All field experiences, study, OR observations that relate to the exhibit.

10. Taxidermy - (SF172) - Any legal fish, bird, or other wild animal properly processed by the member. No requirement as to mounting. Include the animal's name and the following: information about the exhibitor's personal field experiences, study, OR observations that relate to the exhibit.

11. Wildlife Tracks - (SF158) - Board or diorama-type box exhibit. Make a display of animal tracks using plaster-of-paris casts. There are 3 options. For all options, include a brief description of your experiences in making the tracks so the judges better understand what you did and learned. Positive casts (impressions as they would be in nature) are preferred. - Option 1 should show plaster-of-paris tracks of five or more kinds of wildlife along with a picture or illustration of each kind of animal. (OR) - Option 2 should show two or more plaster-of-paris tracks of one specific kind of wildlife and should include a picture or illustration of the animal, what the animal may eat, and what may eat the animal. (OR) - Option 3 should show two tracks and include the animal's habitat needs including preferred food, shelter, water, and space in addition to picture or illustration of the animal.

12. Wildlife Knowledge Check - (SF159) - Use electrical circuits, pictures, or other methods of teaching wildlife identification or other wildlife conservation or shooting sports related knowledge. Plan size and shape to fit transportation and display; maximum size 24 x 24 inches.

13. Houses - (SF165) - Make a house for wildlife. Examples: bird house (bluebird, purple martin, wood duck, kestrel, barn owl, etc.) or bat house; no insect houses. Make the house functional so that dimensions, hole size etc. are appropriate to fit the intended species' needs. Include the following information: 1) the kinds of animal(s) for which the house is intended, 2) where and how the house should be located for best use, 3) any seasonal maintenance needed, and 4) any evidence of your personal observations from experiences.

14. Feeders/Waterers - (SF166) - Make a bird bath or feeder. Examples: seed, suet, or nectar feeders. Squirrel feeder okay; no insect feeders. Include the following information: 1) the kinds of animal(s) for which the water/feeder is intended, 2) where are how the water/feeder should be located for best use, 3) any seasonal maintenance needed, and 4) any evidence of your personal observations or experiences.

OPEN CLASS DIVISIONS

Department RR Horses

SUPERINTENDENTS

Samantha Hager & Megan Stevenson

A. **4-H & OPEN CLASS PRE-ENTRIES DUE- Horse Committee would appreciate online entry by 5:00 p.m., July 10th.**

B. Open to 4-H, FFA, horse club members and adult exhibitors from Norton and other counties.

*PRE-ENTRY- Entry for ALL exhibits will be completed through FairEntry, an online service, located at <http://nortoncountyfair.fairentry.com>

Guidance for open class projects you can refer to the 4-H Project Resource guide or Superintendents for additional project information <https://www.kansas4-h.org/projects/>.

Kansas 4-H Horse Show Rule Book-

https://bookstore.ksre.ksu.edu/item/kansas-4-h-horse-show-rulebook_S133

C. Premiums will not be paid. Ribbons will be given to all exhibitors of each class. Contestant will be allowed to use more than 1 horse but not more than 2 for the performance classes. **Stallions allowed at weanling age only.**

D. **STALLS-** Are available in Norton County Equine Facility. Horses will not be held on exhibit before or after show. Stalls must be cleaned if used.

E. All Horse exhibits are required to use Wood chips for bedding.

F. **HEALTH-** Animals should be of good health and be able to be handled safely, see General Rules. No health certificate will be required.

G. **A valid VS Form 10-11 showing evidence of a negative Equine Infectious Anemia (Coggins) test conducted by a state-approved laboratory within 12 months prior to exhibition is required by KDA-DAH. Foals six months of age and younger, accompanying their EIA-negative dams, are exempt from EIA test requirements.**

H. Livestock will not be tied to arena fencing or outside of horse stalls.

I. Horses are to be ridden in arena only, may use area southeast of arena for warm-up during both horse shows. **Absolutely NO riding inside race track!**

1. Halter Showmanship- May show any horse.

- A. 15 years and older
- B. 11 to 14 year olds
- C. 10 and under

2. Western Horsemanship

- A. 15 years and older
- B. 11 to 14 year olds
- C. 10 and under

3. Western Pleasure

- A. 15 years and older
- B. 11 to 14 year olds
- C. 10 and under

4. Trail Class- All obstacles will be timed

- A. 15 years and older
- B. 11 to 14 year olds
- C. 10 and under

5. Reining

- A. 15 years and older
- B. 11 to 14 year olds
- C. 10 and under

6. Pole Bending

- A. 15 years and older
- B. 11 to 14 year olds

- C. 10 and under
- 7. Barrel Racing
 - A. 15 years and older
 - B. 11 to 14 year olds
 - C. 10 and under
- 8. Pair Sack
 - A. Open to all age groups

RIBBONS-All entries will receive ribbons in each class judged.

SPECIAL-Usable awards will be presented to top individuals in each class.

Department SS Beef

SUPERINTENDENTS

Wyatt Harting, Chris Harting, Weston Harting,

Bart Brooks, Kaid McKenna, Dustin Harting,

& Jason McKenna

*PRE-ENTRY- Entry for ALL exhibits will be completed through FairEntry, an online service, located at

<http://nortoncountyfair.fairentry.com>

Guidance for open class projects you can refer to the 4-H Project Resource guide or Superintendents for additional project information <https://www.kansas4-h.org/projects/>.

A. Animals must be of good health and be able to be handled safely. See "Livestock check in", item 11 and General Guidelines.

B. All Beef and Dairy animals must be checked in between 9:30 a.m.- 10:30 a.m. on Tuesday morning. No early stalls will be given out until health check and entry check in is complete.

C. No entrance fees and no deductions from money winners.

D. Exhibitors will be required to keep stalls open and stock uncovered between the hours of 9:00 a.m. to 4:00 p.m. each day.

E. All animals must remain in place until after the 4-H and FFA Sale, Thursday evening.

F. Every animal competing for prizes must be owned by the exhibitor and entered accordingly.

G. All Stock must be halter broke.

H. Cattle exhibits need to consult their superintendents on proper bedding material.

I. Pens will be assigned by the Superintendent as you arrive with your exhibits.

PRE-ENTRY- Entry for ALL exhibits will be completed through FairEntry, an online service, located at

<http://nortoncountyfair.fairentry.com> by July 1st.

BEEF CATTLE

Beef Cattle- Open Class- Separate classes will be made available to accommodate for demand of entries.

- | | | | |
|---|--------|--------|--------|
| 1. Bucket Calves- Born January 1 st -May 31 st Current year | \$5.00 | \$3.00 | \$2.00 |
| 2. 2 nd year Bucket Calves | \$5.00 | \$3.00 | \$2.00 |
| 3. Breeding Heifer (Maximum age-18 months, July 1 st) | \$5.00 | \$3.00 | \$2.00 |
| 4. Breeding Heifer (age 18 to 30 months, July 1 st) | \$5.00 | \$3.00 | \$2.00 |
| 5. Aged Cow | \$5.00 | \$3.00 | \$2.00 |
| 6. Cow with Calf at side | \$5.00 | \$3.00 | \$2.00 |
| 7. Market type Beef | \$5.00 | \$3.00 | \$2.00 |

DAIRY CATTLE

Dairy Cattle- Open Class- Separate classes will be made available to accommodate for demand of entries.

- | | | | |
|---|--------|--------|--------|
| 8. Heifer Calf- under 1 year (by July 1 st) | \$4.00 | \$3.00 | \$2.00 |
| 9. Yearling Heifer- 1 year and under 2 years of age (July 1 st) | \$4.00 | \$3.00 | \$2.00 |
| 10. Cow-Over 2 years | \$4.00 | \$3.00 | \$2.00 |

SPECIAL AWARD-

*Open Class participant award given by **Bailey Ag Solutions**.

Department TT Swine SUPERINTENDENTS

Kolton Harting & Chad Brooks,

*PRE-ENTRY- Entry for ALL exhibits will be completed through FairEntry, an online service, located at <http://nortoncountyfair.fairentry.com>

Guidance for open class projects you can refer to the 4-H Project Resource guide or Superintendents for additional project information <https://www.kansas4-h.org/projects/>.

- A. All Hogs must be checked in between 8:00 a.m.-9:00 a.m. on Tuesday morning. No early stalls given out until health check and entry are complete. See "Livestock check in", #11 and General Guidelines.
- B. Exhibitors will not be permitted to remove exhibits from grounds until after 4-H and FFA Sale, Thursday evening.
- C. Animals must be of good health and be able to be handled safely. See General Rules #11. Diseased animals are prohibited. An animal determined to be diseased must be removed from fair grounds immediately.
- D. Any clipping of hogs must be done before entry day of fair.
- E. Pseudorabies test required only for out of state hogs. Animals receiving a positive test cannot be exhibited.
- F. Swine coming directly from a Pseudorabies Qualified Negative Herd (PQNH) do not need to be tested, but must have a health certificate with herd number and date of last test on it.
- G. **All Hog exhibits are required to use wood chips or rubber mats for bedding and cleaned daily with bedding added.**
- H. **Pens will be assigned by Superintendent as you arrive with your exhibits. Separate classes made available depending upon demand for entries.**

- | | | | |
|---|--------|--------|--------|
| 1. Market Hog (weights divided accordingly) | \$4.00 | \$2.00 | \$1.00 |
| 2. Breeding Gilts | \$4.00 | \$2.00 | \$1.00 |

*Open Class participant award given by **Bailey Ag Solutions**.

Department UU Sheep SUPERINTENDENTS

Klare Bliss, Abbey Horn, Jasmine Covington

*PRE-ENTRY- Entry for ALL exhibits will be completed through FairEntry, an online service, located at <http://nortoncountyfair.fairentry.com>

Guidance for open class projects you can refer to the 4-H Project Resource guide or Superintendents for additional project information <https://www.kansas4-h.org/projects/>.

- A. All sheep must be checked in between 10:30 a.m.-11:30 a.m. on Tuesday morning. No early stalls given out until health check and entry check in are complete. See "Livestock Check In" #11, and General Guidelines.
- B. Exhibitors will not be permitted to remove exhibits from grounds, until after 4-H and FFA Sale, Thursday.
- C. Animals may show in only one class.

- D. The Norton Fair will support Federal Health guidelines for "Scrapies". ALL sheep that are shown for exhibition regardless of age (market or breeding sheep) must have an official USDA Premise ID tag. Lambs under 8 weeks of age do not need a tag.
- E. **All sheep exhibits are required to use wood chips for bedding.**

Sheep Classes may be divided depending upon entries.

- | | | | |
|-----------------------------------|--------|--------|--------|
| 1. Ewe Lamb- under 1 year of age | \$3.00 | \$2.00 | \$1.00 |
| 2. Aged Ewe- year and older | \$3.00 | \$2.00 | \$1.00 |
| 3. Ram Lamb- born in current year | \$3.00 | \$2.00 | \$1.00 |
| 4. Aged Ram-aged ram lambs | \$3.00 | \$2.00 | \$1.00 |

*Open Class participant award given by **Bailey Ag Solutions**.

Department VV Goats SUPERINTENDENTS

Mindy Harting & Lauren Harting

*PRE-ENTRY- Entry for ALL exhibits will be completed through FairEntry, an online service, located at <http://nortoncountyfair.fairentry.com>

Guidance for open class projects you can refer to the 4-H Project Resource guide or Superintendents for additional project information <https://www.kansas4-h.org/projects/>.

- A. All goats must be checked in between 10:30 a.m.-11:30 a.m. on Tuesday morning. No early stalls given out until health check and entry check in are complete. See "Livestock Check In" #11, and General Guidelines.
- B. Exhibitors will not be permitted to remove exhibits from grounds, until after 4-H and FFA Sale, Thursday.
- C. Animals may show in only one class.
- D. The Norton Fair will support Federal Health guidelines for "Scrapies". ALL goats that are shown for exhibition regardless of age (market or breeding goats) must have an official USDA Premise ID tag (registered dairy goats legible tattoo. Kids under 8 weeks of age do not need a tag. Age of goats to be decided by exhibitor.
- E. Goat exhibits need to consult their superintendents on proper bedding material.

Dairy Goats- All breeds shown together.

- | | | | |
|---|--------|--------|--------|
| 1. Junior Doe, up to 6 months of age | \$3.00 | \$2.00 | \$1.00 |
| 2. Junior Doe, 6 to 12 months of age (not in milk or previously freshened) | \$3.00 | \$2.00 | \$1.00 |
| 3. Junior Doe, 12 to 24 months of age (not in milk or previously freshened) | \$3.00 | \$2.00 | \$1.00 |
| 4. Senior Doe, up to 24 months (in milk or previously freshened) | \$3.00 | \$2.00 | \$1.00 |
| 5. Senior Doe, 24 months up to 5 years (in milk or previously freshened) | \$3.00 | \$2.00 | \$1.00 |
| 6. Senior Doe, 5 years and older (in milk or previously freshened) | \$3.00 | \$2.00 | \$1.00 |

Miniature Goats- Divided by age groups

- | | | | |
|--|--------|--------|--------|
| 7. Junior Doe, up to 6 months of age | \$3.00 | \$2.00 | \$1.00 |
| 8. Yearling Doe, 6 to 24 months of age | \$3.00 | \$2.00 | \$1.00 |
| 9. Adult Doe, over 2 years of age | \$3.00 | \$2.00 | \$1.00 |

Meat Goats

- | | | | |
|-------------------------------|--------|--------|--------|
| 10. Market Meat Goat | \$3.00 | \$2.00 | \$1.00 |
| 11. Breeding Doe under 1 year | \$3.00 | \$2.00 | \$1.00 |
| 12. Breeding Doe 1 to 2 years | \$3.00 | \$2.00 | \$1.00 |
| 13. Breeding Doe over 2 years | \$3.00 | \$2.00 | \$1.00 |

*Open Class participant award given by **Bailey Ag Solutions**.

Department WW Poultry & Rabbits

SUPERINTENDENTS

Julie Hilburn, Jasmine Covington & Chelle Millan

*PRE-ENTRY- Entry for ALL exhibits will be completed through FairEntry, an online service, located at <http://nortoncountyfair.fairentry.com>

Guidance for open class projects you can refer to the 4-H Project Resource guide or Superintendents for additional project information <https://www.kansas4-h.org/projects/>.

- A. Entry Time Tuesday 8:00 a.m.- noon
- B. Exhibitors will not be permitted to remove exhibits from grounds, until after 4-H and FFA Sale, Thursday.
- C. Awards will be paid on all standard varieties.
- D. All eggs laid during the fair are the property of the fair.
- E. All exhibitors must indicate on the entry card in which class the fowls are exhibited and the name of the variety.
- F. No fowl shall be exhibited in more than one class, except having taken first premium in its class it may enter the champion class.
- G. Old stock cannot compete with young stock.
- H. Singled pen sexes will not compete with each other
- I. **LIMIT- 2 fowl entries per exhibitor- a trio is considered 1 entry.**
- J. **KANSAS POULTRY DISEASE ACT-** For 2022 the Kansas Dept. of Animal Health will require testing at County fairs for pullorum disease only for chickens over four months old.
- K. Present receipt that entries were (1) purchased from a P-T clean source and (2) be either the only poultry on the premise of the owner or have been physically separated from breeder flocks.
- L. Present an official Form VS 9-2 stating that the entries have had a negative P-T test conducted within 90 days prior to exhibition. Specific bird identification must be seen on form.

EXHIBITION CLASSES- Includes young and old purebred either standards or Bantam chickens, Standard Turkeys, Waterfowl, and Pigeons that will be compared to Standard of Perfection. Separate Breeds per class.

1. Standard Breeds, Large Chicken-Young Pen (trio) or one bird of either sex.
2. Standard Breeds, Large Chicken-Old Pen (trio) or one bird of either sex.
3. Standard Breed, Bantam- Young Pen (trio) or one bird of either sex.
4. Standard Breed, Bantam-Old Pen (trio) or one bird of either sex.
5. Turkeys, all breeds- Pen (pair) or one bird of either sex.
6. Ducks- Pen (pair) or one bird of either sex.
7. Geese- Pen (pair) or one bird of either sex.
8. Pigeons, all breeds, Pen (pair) or one bird of either sex.
9. Gamebird or Exotic Type Bird.

PRODUCTION CLASSES- Judging based upon production qualities either eggs or meat.

10. Egg Production Pullets- Pen, 3 standard bred, crossbred or strain cross pullets to be judged on their potential egg production qualities.
11. Egg Production Hens- Pen, 2 standard bred, crossbred or strain cross hens to be judged on their present egg production ability.
12. Meat-type Chickens- Pen, 3 standard bred, crossbred, or strain cross birds of the same sex to be judged on meat quality.

FROM ABOVE ENTRIES- OVERALL BEST OF EACH

Best of Cock over 1 yr. (Classes 2 & 4)	\$2.00	\$1.50	\$1.00
Best Hen over 1 yr. (Classes 2 & 4)	\$2.00	\$1.50	\$1.00
Best Cockerel under 1 yr. (Classes 1 &3)			
	\$2.00	\$1.50	\$1.00
Best Pullet under 1 yr. (Classes 1 & 3)	\$2.00	\$1.50	\$1.00
Old Pen, 1 male, 2 females	\$3.00	\$2.00	\$1.00
Young Pen, 1 male, 2 females	\$3.00	\$2.00	\$1.00

Overall Champion Poultry Exhibit Ribbon

Overall Reserve Champion Poultry Exhibit Ribbon

Rabbits

BREEDS SHOW SEPARATE

LIMIT-2 Rabbits per exhibitor plus a meat pen entry

13. Senior Buck, 8 months and over	\$2.00	\$1.50	\$1.00
14. Buck, 6 to 8 months	\$2.00	\$1.50	\$1.00
15. Junior Buck, 4 to 5 months	\$2.00	\$1.50	\$1.00
16. Senior Doe, 8 months and over	\$2.00	\$1.50	\$1.00
17. Doe, 6 to 8 months	\$2.00	\$1.50	\$1.00
18. Junior Doe, 4 to 5 months	\$2.00	\$1.50	\$1.00
19. Meat Pen, 3 Rabbits, under 5 lbs. each	\$2.00	\$1.50	\$1.00
20. Doe & Litter	\$2.00	\$1.50	\$1.00

BEST OF BREED

Selected from above entries

Junior Buck Ribbon

Senior Buck Ribbon

Junior Doe Ribbon

Senior Doe Ribbon

*Open Class participant award given by **Bailey Ag Solutions**.

Department XX Crops

SUPERINTENDENTS

Joel Zillinger

*PRE-ENTRY- Entry for ALL exhibits will be completed through FairEntry, an online service, located at <http://nortoncountyfair.fairentry.com>

Guidance for open class projects you can refer to the 4-H Project Resource guide or Superintendents for additional project information <https://www.kansas4-h.org/projects/>.

A. **Open class entries must be made by 1:00 p.m. Tuesday**

- B. Exhibits in this department will not be permitted to be removed until checkout time, 8:00 a.m. to 9:00 a.m. on Friday.
- C. Entries to be made in 4-H Building.
- D. Judging will be 10:30 a.m. on Wednesday, in the 4-H Building.

WHEAT

- A. Market Wheat Show- Sponsored by the **Norton County Fair Board, KSU Research and Extension, and Kansas Wheat Commission.**
- B. This class will include submitting a 5 lb. combine run sample. Entries are not to be screened or handpicked. Wheat should be grown by exhibitor in current year.
- C. Entries will be evaluated for physical characteristics by grain inspectors after the fair.
- D. All results will be sent out to participants after the samples are evaluated.
- E. Special entry forms may be obtained from the Extension Office prior to fair.
- F. Entry should be submitted in a disposable container or can and should include the specific entry form provided.
- G. **Total points accumulated are based upon how well the form is filled out as well as physical sample grading.**
- H. A farm may have more than one entry, but a farm will be limited to one entry per variety type, classes 1 through 6. Ribbons will be awarded. No premiums paid.

1. All Hard White Varieties
2. All Other Hard Red Varieties
3. Commercial Varieties HRW
4. KSU Varieties- All
5. All West Bred/Monsanto Hard Red Wheat
6. All Other Public Hard Red Varieties & Hybrids

OTHER SMALL GRAINS

ONE (1) QUART

Sample to be exhibited in wide mouth glass jar furnished by exhibitor.

7. Oats, any variety	\$2.00	\$1.50	\$1.00
8. Barley, any variety	\$2.00	\$1.50	\$1.00
9. Rye, any variety	\$2.00	\$1.50	\$1.00
10. Millet Seed	\$2.00	\$1.50	\$1.00

LEGUME AND GRASS SEED

ONE (1) QUART

11. Alfalfa, any variety	\$2.00	\$1.50	\$1.00
12. Sweet Clover, any variety	\$2.00	\$1.50	\$1.00
13. Tame Grass, any variety	\$2.00	\$1.50	\$1.00

CORN

14. Best 5 ears White Corn, any variety (old crop)	\$2.00	\$1.50	\$1.00
15. Best 5 ears Yellow Corn, any variety (old crop)	\$2.00	\$1.50	\$1.00
16. Best 5 ears White Corn, any variety (new crop)	\$2.00	\$1.50	\$1.00
17. Best 5 ears Yellow Corn, any variety (new crop)	\$2.00	\$1.50	\$1.00
18. Best 5 ears Sweet Corn, any variety (new crop)	\$2.00	\$1.50	\$1.00
19. Best 5 ears Popcorn, any variety (new crop)	\$2.00	\$1.50	\$1.00
20. Best 5 ears Popcorn, any variety (old crop)	\$2.00	\$1.50	\$1.00
21. Best 10 Corn Stalks, any variety (Field corn)	\$2.00	\$1.50	\$1.00
22. Best 10 Corn Stalks, any variety (Sweet corn)	\$2.00	\$1.50	\$1.00

GRAIN SORGHUMS

NEW CROP

23. Hybrid Grain Sorghum, 5 heads	\$2.00	\$1.50	\$1.00
-----------------------------------	--------	--------	--------

FORAGE SORGHUMS

NEW CROP

24. Sudan Grass, 10 stalks	\$2.00	\$1.50	\$1.00
25. Other Forage Sorghum Varieties (all in one)	\$2.00	\$1.50	\$1.00

SORGHUM SEED

ONE YEAR OLD

To be exhibited in wide mouth quart glass jar to be furnished by the exhibitor.

26. Sudan Grass	\$2.00	\$1.50	\$1.00
27. Forage Sorghum, any variety	\$2.00	\$1.50	\$1.00
28. Grain Sorghum, any variety	\$2.00	\$1.50	\$1.00

BALED HAY

LEAF EXHIBIT-Approximately 6" thick from a small standard square bale.

29. Best Bale Alfalfa Hay	\$2.00	\$1.50	\$1.00
30. Best Bale Grass or Prairie Hay	\$2.00	\$1.50	\$1.00
31. Best Bale Sweet Clover Hay	\$2.00	\$1.50	\$1.00

SUNFLOWERS

THREE HEADS

32. Confectionery	\$2.00	\$1.50	\$1.00
33. Oil Seed	\$2.00	\$1.50	\$1.00

SOYBEANS

34. One quart sample of seed- name variety	\$2.00	\$1.50	\$1.00
35. Bundle of 5 plants, name variety	\$2.00	\$1.50	\$1.00

Department YY Horticulture

SUPERINTENDENTS

*PRE-ENTRY- Entry for ALL exhibits will be completed through FairEntry, an online service, located at

<http://nortoncountyfair.fairentry.com>

Guidance for open class projects you can refer to the 4-H Project Resource guide or Superintendents for additional project information <https://www.kansas4-h.org/projects/>.

A. Entries taken in from 8:00 a.m. to 10:00 a.m. on Wednesday. Judging will begin at 11:00 a.m.

B. Exhibits will not be permitted to be removed until check out, between 8:00 a.m. and 9:00 a.m. on Friday.

C. Entries to be made in 4-H Building.

D. For more help in exhibit preparation contact the Extension Office for the publication "Exhibiting Fruits & Vegetables."

E. No more than one (1) exhibit may be entered in any one class by one exhibitor. Exhibitor may enter in more than 1 class.

VEGETABLES

1. Red Potatoes (5)	\$2.00	\$1.50	\$1.00
2. White Potatoes (5)	\$2.00	\$1.50	\$1.00
3. Yellow Potatoes (5)	\$2.00	\$1.50	\$1.00
4. Sweet Potatoes (5)	\$2.00	\$1.50	\$1.00
5. Tomatoes-Red (5)	\$2.00	\$1.50	\$1.00
6. Tomatoes-Green (5)	\$2.00	\$1.50	\$1.00
7. Cherry Tomatoes (5)	\$2.00	\$1.50	\$1.00
8. White Onions (5)	\$2.00	\$1.50	\$1.00
9. Red Onions (5)	\$2.00	\$1.50	\$1.00
10. Yellow Onions(5)	\$2.00	\$1.50	\$1.00
11. Carrots (5)	\$2.00	\$1.50	\$1.00
12. Turnips (5)	\$2.00	\$1.50	\$1.00
13. Sweet (Bell) Peppers (5)	\$2.00	\$1.50	\$1.00
14. Hot Peppers (5)	\$2.00	\$1.50	\$1.00
15. Other Peppers, (Banana, Mango) (5)	\$2.00	\$1.50	\$1.00
16. Cucumbers, Slicers (5)	\$2.00	\$1.50	\$1.00
17. Cucumbers, Pickling (5)	\$2.00	\$1.50	\$1.00
18. Cucumbers, Burpless (5)	\$2.00	\$1.50	\$1.00
19. Okra (5)	\$2.00	\$1.50	\$1.00
20. Kohlrabi (5)	\$2.00	\$1.50	\$1.00
21. Sweet Corn (5 with husks)	\$2.00	\$1.50	\$1.00
22. Beans, Green Snap (12)	\$2.00	\$1.50	\$1.00
23. Beans, Yellow Wax (12)	\$2.00	\$1.50	\$1.00
24. Beans, Other Type (12)	\$2.00	\$1.50	\$1.00
25. Brussel Sprouts (12)	\$2.00	\$1.50	\$1.00
26. Cantaloupe (1)	\$2.00	\$1.50	\$1.00
27. Eggplant (1)	\$2.00	\$1.50	\$1.00
28. Pumpkin (1)	\$2.00	\$1.50	\$1.00
29. Summer Squash, Zucchini (Large Baking) (1)	\$2.00	\$1.50	\$1.00
30. Summer Squash, Zucchini (Small Slicer) (1)	\$2.00	\$1.50	\$1.00
31. Summer Squash, Other (1)	\$2.00	\$1.50	\$1.00
32. Winter Squash (1)	\$2.00	\$1.50	\$1.00
33. Watermelon (1)	\$2.00	\$1.50	\$1.00
34. Cabbage (1)	\$2.00	\$1.50	\$1.00
35. Leaf Lettuce (1 bunch)	\$2.00	\$1.50	\$1.00
36. Broccoli (2 heads)	\$2.00	\$1.50	\$1.00
37. Cauliflower (2 heads)	\$2.00	\$1.50	\$1.00
38. Garlic (3 bulbs)	\$2.00	\$1.50	\$1.00
39. Dill (1 head)	\$2.00	\$1.50	\$1.00
40. Parsley-(5 sprigs each)	\$2.00	\$1.50	\$1.00
41. Basil- (5 sprigs each)	\$2.00	\$1.50	\$1.00
42. Other Herbs (5 sprigs each)	\$2.00	\$1.50	\$1.00
43. Other Vegetable-not listed above	\$2.00	\$1.50	\$1.00
44. Garden Display	\$2.00	\$1.50	\$1.00

GARDEN DISPLAY-Must contain at least 5 different types of vegetables; the amounts of each type of vegetable are listed in each of the above categories. The usual standard amounts are as follows: large vegetables-1 each, medium vegetables- 5 each, small vegetables-12 each. Check the specific category above for that same amount to use in your display. Quality, condition, uniformity and variety of vegetables in the exhibit will be considered in judging.

FRUIT

45. Jonathan Apples (5)	\$2.00	\$1.50	\$1.00
46. Delicious Apples (5)	\$2.00	\$1.50	\$1.00
47. Winesap Apples (5)	\$2.00	\$1.50	\$1.00
48. Crab Apples (5)	\$2.00	\$1.50	\$1.00
49. Other Apples-not listed above (5)	\$2.00	\$1.50	\$1.00
50. Kieffer Pears(5)	\$2.00	\$1.50	\$1.00
51. Bartlett Pears(5)	\$2.00	\$1.50	\$1.00
52. Other Pears-not listed above (5)	\$2.00	\$1.50	\$1.00
53. Yellow Peaches (5)	\$2.00	\$1.50	\$1.00
54. Plums (10)	\$2.00	\$1.50	\$1.00
55. Grapes (3 clusters)	\$2.00	\$1.50	\$1.00
56. Strawberries (1 pint)	\$2.00	\$1.50	\$1.00
57. Rhubarb (5 stalks)	\$2.00	\$1.50	\$1.00
58. Other fruit- not listed above	\$2.00	\$1.50	\$1.00

SPECIAL AWARD-

***Norton County Fair Board** will sponsor an award to the Best of Show.

***Norton Community Garden Coalition** will sponsor an award for Reserve Best of Show.

Department ZZ Flowers

SUPERINTENDENTS

Glenda Maurer, Darla Beasley & Rose Garrison

***PRE-ENTRY**- Entry for ALL exhibits will be completed through FairEntry, an online service, located at <http://nortoncountyfair.fairentry.com>

Guidance for open class projects you can refer to the 4-H Project Resource guide or Superintendents for additional project information <https://www.kansas4-h.org/projects/>.

A. Entries in this department are to be entered between 9:00 a.m. and 12:00 p.m. on Wednesday. Exhibits are to be removed between 8:00 a.m. and 9:00 a.m. on Friday.

B. No more than one (1) exhibit may be entered in any one class by exhibitor.

C. Special awards will be presented at 2:15 p.m. on Thursday.

D. No florist flowers permitted. All flowers will be grown and collected rather than purchased.

E. No artificial flowers or foliage will be permitted in any class unless specified.

F. Horticulture specimens and collections should be labeled as to variety whenever possible. (Naming increases the value of the exhibit.)

G. Potted plants must be in the possession of exhibitor for at least three months.

H. Horticulture specimens should be exhibited with foliage attached.

I. Display specimens and small collections in clean **clear** bottles and large collections in quart jars.

FLORICULTURE SPECIMENS

1. Hybrid Tea Rose, Any Color	\$2.00	\$1.50	\$1.00
2. 1 Miniature Rose, Any Color	\$2.00	\$1.50	\$1.00
3. 1 Spray Floribunda Rose, Any Color	\$2.00	\$1.50	\$1.00
4. 1 Large Dahlia (8" or larger)	\$2.00	\$1.50	\$1.00
5. 1 Small Dahlia (4" or smaller)	\$2.00	\$1.50	\$1.00

6. 1 Stalk Canna	\$2.00	\$1.50	\$1.00
7. 1 Stem Gladiolas	\$2.00	\$1.50	\$1.00
8. 1 Stem Hardy Phlox	\$2.00	\$1.50	\$1.00
9. 1 Hibiscus	\$2.00	\$1.50	\$1.00
10. 3 Geranium Blooms	\$2.00	\$1.50	\$1.00
11. 1 Large Marigold (3" or larger)	\$2.00	\$1.50	\$1.00
12. 3 Small Marigold	\$2.00	\$1.50	\$1.00
13. 1 Stem Snapdragons	\$2.00	\$1.50	\$1.00
14. 1 Stem Zinnia	\$2.00	\$1.50	\$1.00
15. 1 Stem Sunflower	\$2.00	\$1.50	\$1.00
16. 1 Stalk Hollyhock	\$2.00	\$1.50	\$1.00
17. 1 Stem Lily, Any Color	\$2.00	\$1.50	\$1.00
18. 3 Blooms Double Petunia	\$2.00	\$1.50	\$1.00
19. 3 Stems Single Petunia	\$2.00	\$1.50	\$1.00
20. 1 Stem/Bloom Black Eyed Susan	\$2.00	\$1.50	\$1.00
21. 3 Stems Shasta Daisy	\$2.00	\$1.50	\$1.00
22. 1 Bloom/Stem Purple Cornflower	\$2.00	\$1.50	\$1.00
23. 1 Bloom/Stem any annual not mentioned	\$2.00	\$1.50	\$1.00
24. 1 Bloom/Stem any perennial not mentioned	\$2.00	\$1.50	\$1.00

ARRANGEMENTS & DESIGN

(Using a Suitable Vase)

25. Gladiolas Arrangement	\$2.00	\$1.50	\$1.00
26. Wildflower Arrangement	\$2.00	\$1.50	\$1.00
27. Dried Flower Arrangement	\$2.00	\$1.50	\$1.00
28. Herb Arrangement	\$2.00	\$1.50	\$1.00
29. Best Arranged Bouquet, Cut Flowers	\$2.00	\$1.50	\$1.00
30. Kansas Arrangement using Sunflowers	\$2.00	\$1.50	\$1.00
31. Small Arrangement (less than 8")	\$2.00	\$1.50	\$1.00
32. Best Holiday Arrangement	\$2.00	\$1.50	\$1.00

SPECIAL AWARD-

***Norton County Fair Board.** will sponsor an award to the Best of Show.

***Norton Flower Group** will sponsor an award for Reserve Best of Show.

POTTED PLANTS

33. Coleus	\$2.00	\$1.50	\$1.00
34. African Violet	\$2.00	\$1.50	\$1.00
35. Christmas Cactus	\$2.00	\$1.50	\$1.00
36. Cactus, Other	\$2.00	\$1.50	\$1.00
37. Succulent	\$2.00	\$1.50	\$1.00
38. Terrarium	\$2.00	\$1.50	\$1.00
39. Philodendron	\$2.00	\$1.50	\$1.00
40. Fern, any type	\$2.00	\$1.50	\$1.00
41. Houseplant in a hanging basket	\$2.00	\$1.50	\$1.00
42. Annuals in a hanging basket	\$2.00	\$1.50	\$1.00
43. Open House Plant, any type	\$2.00	\$1.50	\$1.00
44. Outdoor Planter, any type	\$2.00	\$1.50	\$1.00
45. Blooming Planter, not listed	\$2.00	\$1.50	\$1.00
46. Non Blooming Planter, not listed	\$2.00	\$1.50	\$1.00
47. Herb only planter	\$2.00	\$1.50	\$1.00
48. Potted Geranium	\$2.00	\$1.50	\$1.00

SPECIAL AWARD-

*Usable award given to the Best Show Potted Plant by **Norton County Fair Board**

Family & Consumer Sciences

*PRE-ENTRY- Entry for ALL exhibits will be completed through FairEntry, an online service, located at <http://nortoncountyfair.fairentry.com>

Guidance for open class projects you can refer to the 4-H Project Resource guide or Superintendents for additional project information <https://www.kansas4-h.org/projects/>.

- A. Entries and judging times for departments will vary- please check the main daily schedule and each department listing for specific times.
- B. Not more than one (1) exhibit may be entered in any one class by one exhibitor unless otherwise stated.
- C. Superintendents will make the final determination if there is a question about which class an entry should be entered in.
- D. Exhibits in each class will be placed with a blue, red, and white ribbon if quality merits. The decision of the judge is final.
- E. Purple ribbons may be awarded for outstanding exhibits as determined by the judges.

Department AAA Culinary

SUPERINTENDENTS

Pauline Poage

*PRE-ENTRY- Entry for ALL exhibits will be completed through FairEntry, an online service, located at <http://nortoncountyfair.fairentry.com>

Guidance for open class projects you can refer to the 4-H Project Resource guide or Superintendents for additional project information <https://www.kansas4-h.org/projects/>.

- A. Entries in this department may be entered from 9:00 a.m. to 1:00 p.m. on Monday. Judging will begin at 1:00 p.m. Monday.
- B. No more than one (1) exhibit may be entered in any one class by one exhibitor.
- C. Each exhibit is to be in a clear plastic Ziploc bag.
- D. Cakes, cookies, etc. are not to be made from mixes.
- E. The entire product should be entered; i.e., no half cakes or quick breads.
- F. Perishable food items not accepted. Perishable foods are those with custard and cream cheese type fillings and frostings, or food requiring refrigeration. They will not be accepted. Fruit or Pecan pies are acceptable.
- G. Exhibitors have option of selling exhibit. Monies will go to an Open Class Family and Consumer Sciences fund for fair improvements.
- H. Exhibits in this department are to be removed between 8:00 a.m. and 9:00 a.m. on Friday.
- I. Special awards will be presented at 2:15 p.m. on Thursday.
- J. Open Class Culinary items will be sold after judging is completed on Tuesday.
- K. Exhibitor's not selling exhibit must pick up exhibit after judging is completed. If exhibit is not picked up, it will be sold.

BREADS

1. Loaf of Yeast Bread (White)	\$2.00	\$1.50	\$1.00
2. Loaf of Yeast Bread (Whole Wheat)	\$2.00	\$1.50	\$1.00
3. Loaf of French Bread	\$2.00	\$1.50	\$1.00
4. Loaf of Bread, made with other grains	\$2.00	\$1.50	\$1.00
5. Loaf of Bread made with a Bread Machine	\$2.00	\$1.50	\$1.00
6. Pita Bread (4 Pockets)	\$2.00	\$1.50	\$1.00
7. Cornbread	\$2.00	\$1.50	\$1.00
8. Buns or Yeast Rolls (White)7	\$2.00	\$1.50	\$1.00
9. Buns or Yeast Rolls (Wheat)7	\$2.00	\$1.50	\$1.00
10. Sweet Rolls (5)	\$2.00	\$1.50	\$1.00
11. Specialty Bread (with yeast)	\$2.00	\$1.50	\$1.00

12. Coffee Cake (with yeast)	\$2.00	\$1.50	\$1.00
13. Batter Bread (with yeast)	\$2.00	\$1.50	\$1.00
14. Loaf Quick Bread	\$2.00	\$1.50	\$1.00
15. Scones (5)	\$2.00	\$1.50	\$1.00
16. Gingerbread	\$2.00	\$1.50	\$1.00
17. Muffins (5)	\$2.00	\$1.50	\$1.00
18. Baking Powder Biscuits (5)	\$2.00	\$1.50	\$1.00

SPECIAL AWARDS-

*An Award will be presented to the exhibitor of the Best Loaf of Yeast Bread by **Norton County Fair Board**

CAKES

19. White Cake (Iced)	\$2.00	\$1.50	\$1.00
20. Yellow Cake (Iced)	\$2.00	\$1.50	\$1.00
21. Chocolate Cake (Iced)	\$2.00	\$1.50	\$1.00
22. Spice Cake (Iced)	\$2.00	\$1.50	\$1.00
23. Burnt Sugar Cake (Iced)	\$2.00	\$1.50	\$1.00
24. Pound Cake	\$2.00	\$1.50	\$1.00
25. Bundt Cake	\$2.00	\$1.50	\$1.00
26. Other Cake	\$2.00	\$1.50	\$1.00
27. Cup Cakes (Iced)(5)	\$2.00	\$1.50	\$1.00
28. Chiffon Cake (unfrosted) (top side up)	\$2.00	\$1.50	\$1.00
29. Yellow Sponge Cake (unfrosted)	\$2.00	\$1.50	\$1.00
30. Angel Food Cake (unfrosted)	\$2.00	\$1.50	\$1.00
31. Decorated Cake (on a form)	\$2.00	\$1.50	\$1.00

SPECIAL AWARDS-

*An Award will be presented to the exhibitor of the Best Cake (decorated cake not included) by **Destination Kitchen.**

COOKIES

32. Brownies (5)	\$2.00	\$1.50	\$1.00
33. Sugar Cookies (5)	\$2.00	\$1.50	\$1.00
34. Drop Cookies (5)	\$2.00	\$1.50	\$1.00
35. Ice Box Cookies (5)	\$2.00	\$1.50	\$1.00
36. Bar Cookies (5)	\$2.00	\$1.50	\$1.00
37. Unbaked Cookies (5)	\$2.00	\$1.50	\$1.00
38. Diabetic Cookies (5)	\$2.00	\$1.50	\$1.00
39. Other Cookies (5)	\$2.00	\$1.50	\$1.00
a. Cookie Press			
b. Molded or Shaped			

PASTRY

40. Two Crust Fruit Pie	\$2.00	\$1.50	\$1.00
-------------------------	--------	--------	--------

MICROWAVE COOKERY

41. Breads	\$2.00	\$1.50	\$1.00
42. Cakes	\$2.00	\$1.50	\$1.00
43. Desserts	\$2.00	\$1.50	\$1.00

CULINARY SPECIAL

44. Food Gift Container (at least three different nonperishable/non brand identifiable food items in a suitable container)	\$2.00	\$1.50	\$1.00
--	--------	--------	--------

CANDY

45. Fudge (5)	\$2.00	\$1.50	\$1.00
46. Divinity (5)	\$2.00	\$1.50	\$1.00
47. Other Candy (5)	\$2.00	\$1.50	\$1.00

Department BBB Canned Foods

SUPERINTENDENTS

Pauline Poage

*PRE-ENTRY- Entry for ALL exhibits will be completed through FairEntry, an online service, located at <http://nortoncountyfair.fairentry.com>

Guidance for open class projects you can refer to the 4-H Project Resource guide or Superintendents for additional project information <https://www.kansas4-h.org/projects/>.

SS. Must have been canned since 2025 Norton County Fair.

TT. Back of entry tag should be labeled with canning method used.

UU. ALL ENTRIES MUST BE IN STANDARD CANNING JARS. (Ball jars with Ball lids with ring, etc.)

VV. ALL JARS ARE TO BE SEALED.

WW. Open kettle method is not acceptable canning method due to food safety issues.

XX. Only one entry per class per person.

YY. Special awards will be presented at 2:15 p.m. on Thursday.

FRUIT

1. Apricots	\$2.00	\$1.50	\$1.00
2. Pears	\$2.00	\$1.50	\$1.00
3. Peaches	\$2.00	\$1.50	\$1.00
4. Cherries	\$2.00	\$1.50	\$1.00
5. Apples	\$2.00	\$1.50	\$1.00
6. Grapes	\$2.00	\$1.50	\$1.00
7. Plums	\$2.00	\$1.50	\$1.00
8. Strawberries	\$2.00	\$1.50	\$1.00
9. Other Fruits	\$2.00	\$1.50	\$1.00
10. Fruit Nectar	\$2.00	\$1.50	\$1.00
11. Tomato Juice	\$2.00	\$1.50	\$1.00
12. Tomatoes	\$2.00	\$1.50	\$1.00
13. Beans	\$2.00	\$1.50	\$1.00
14. Peas	\$2.00	\$1.50	\$1.00
15. Beets	\$2.00	\$1.50	\$1.00
16. Carrots	\$2.00	\$1.50	\$1.00
17. Corn	\$2.00	\$1.50	\$1.00
18. Other Vegetables	\$2.00	\$1.50	\$1.00
19. Sauerkraut	\$2.00	\$1.50	\$1.00

PICKLES/RELISHES/SAUCES

20. Piccalilli	\$2.00	\$1.50	\$1.00
21. Relish (pickle)	\$2.00	\$1.50	\$1.00
22. Cucumber Pickles (sweet)	\$2.00	\$1.50	\$1.00
23. Cucumber Pickles (dill)	\$2.00	\$1.50	\$1.00
24. Bread and Butter Pickles	\$2.00	\$1.50	\$1.00
25. Tomato Sauce	\$2.00	\$1.50	\$1.00
26. Tomato Ketchup	\$2.00	\$1.50	\$1.00
27. Relish (tomato)	\$2.00	\$1.50	\$1.00
28. Tomato, not otherwise listed	\$2.00	\$1.50	\$1.00

29. Salsa/Picante/Chili/Taco Sauce	\$2.00	\$1.50	\$1.00
30. Mixed Pickles	\$2.00	\$1.50	\$1.00
31. Beet Pickles	\$2.00	\$1.50	\$1.00
32. Pickled Watermelon	\$2.00	\$1.50	\$1.00
33. Pickled Okra	\$2.00	\$1.50	\$1.00
34. Pickles, not otherwise listed	\$2.00	\$1.50	\$1.00

JELLIES/JAMS/SWEET SPREADS

35. Apple Jelly	\$2.00	\$1.50	\$1.00
36. Grape Jelly	\$2.00	\$1.50	\$1.00
37. Plum Jelly	\$2.00	\$1.50	\$1.00
38. Choke Cherry Jelly	\$2.00	\$1.50	\$1.00
39. Jelly, not otherwise listed	\$2.00	\$1.50	\$1.00
40. Fruit Butter, any kind	\$2.00	\$1.50	\$1.00
41. Fruit Preserves	\$2.00	\$1.50	\$1.00

42. Tomato Preserves	\$2.00	\$1.50	\$1.00
43. Fruit Jam, any kind	\$2.00	\$1.50	\$1.00
44. Honey	\$2.00	\$1.50	\$1.00

MEATS

45. Beef	\$2.00	\$1.50	\$1.00
46. Other Meats	\$2.00	\$1.50	\$1.00

DRIED FOODS

47. Fruit Leather	\$2.00	\$1.50	\$1.00
48. Dried Fruit	\$2.00	\$1.50	\$1.00
49. Dried Vegetables	\$2.00	\$1.50	\$1.00
50. Jerky	\$2.00	\$1.50	\$1.00

SPECIAL AWARDS-

*One usable award, provided by **Norton County Fair Board**, to the exhibitor of the Best Jar of Sweet Spread.

*One usable award, provided by **Norton County Fair Board**, to the exhibitor of the Best Jar of Vegetables.

*One usable award, provided by **Norton County Fair Board**, to the exhibitor of the Best Jar of Canned Fruit.

*One usable award, provided by **Norton County Fair Board**, to the exhibitor of the Best Jar of Pickles.

Department CCC Textiles &

Handicrafts

SUPERINTENDENTS

Pam Cuthbertson

*PRE-ENTRY- Entry for ALL exhibits will be completed through FairEntry, an online service, located at <http://nortoncountyfair.fairentry.com>

Guidance for open class projects you can refer to the 4-H Project Resource guide or Superintendents for additional project information <https://www.kansas4-h.org/projects/>.

A. Entries in this department may be entered from 9:00 a.m. to 1:00 p.m. on Tuesday. Judging will begin at 1:00 p.m.

B. Remove exhibits between 8:00 a.m. and 9:00 a.m. on Friday.

C. Articles exhibited must have been made by exhibitor and must not have been previously exhibited at the Norton County Fair.

D. No more than one (1) exhibit may be entered in any one class by one exhibitor.

E. Entries that smell of smoke or have pet hair on them will be disqualified and not displayed.

CROCHETING

1. Table Coverings	\$3.00	\$2.00	\$1.50
2. Bedspread	\$3.00	\$2.00	\$1.50
3. Household Accessories	\$2.00	\$1.50	\$1.00
4. Fashion Accessories	\$2.00	\$1.50	\$1.00
5. Garment	\$2.00	\$1.50	\$1.00
6. Edgings or Insertions	\$2.00	\$1.50	\$1.00
7. Pot Holders or Dish Mats (2)	\$2.00	\$1.50	\$1.00
8. Novelties	\$2.00	\$1.50	\$1.00
9. Article crocheted by Person over 75	\$2.00	\$1.50	\$1.00
10. Afghan	\$2.00	\$1.50	\$1.00
11. Baby Afghan	\$2.00	\$1.50	\$1.00
12. Miscellaneous Article	\$2.00	\$1.50	\$1.00

KNITTING

13. Table Coverings	\$2.00	\$1.50	\$1.00
14. Bedspread	\$2.00	\$1.50	\$1.00
15. Household Accessories	\$2.00	\$1.50	\$1.00
16. Pot Holders (2 or more)	\$2.00	\$1.50	\$1.00
17. Novelties	\$2.00	\$1.50	\$1.00
18. Afghan	\$2.00	\$1.50	\$1.00
19. Baby Afghan	\$2.00	\$1.50	\$1.00
20. Miscellaneous Article	\$2.00	\$1.50	\$1.00
21. Knitted Article	\$2.00	\$1.50	\$1.00

22. Knitting by Person over 75 \$2.00 \$1.50 \$1.00

EMBROIDERY

23. Pillowcases (1 pair) \$2.00 \$1.50 \$1.00
 24. Table Covering \$2.00 \$1.50 \$1.00
 25. Tea Towels (2 or more) \$2.00 \$1.50 \$1.00
 26. Embroidered by Person over 75 \$2.00 \$1.50 \$1.00
 27. Miscellaneous Article \$2.00 \$1.50 \$1.00

WALL HANGINGS-Must be ready to hang with wire

28. Wall Hanging, Stitchery \$2.00 \$1.50 \$1.00
 29. Wall Hanging, Latch Hook \$2.00 \$1.50 \$1.00
 30. Wall Hanging, Macramé \$2.00 \$1.50 \$1.00
 31. Wall Hanging, Other \$2.00 \$1.50 \$1.00

COUNTED CROSS STITCH

32. Picture from complete kit, Matted and Framed with wire to hang \$2.00 \$1.50 \$1.00
 33. Picture, matted and framed with wire \$2.00 \$1.50 \$1.00
 34. Small Article \$2.00 \$1.50 \$1.00
 35. Wall Hanging (must have sleeve) \$2.00 \$1.50 \$1.00
 36. Article by a Person over 75 \$2.00 \$1.50 \$1.00
 37. Large Article \$2.00 \$1.50 \$1.00
 38. Garment with Counted Cross Stitch \$2.00 \$1.50 \$1.00
 39. Best Piece of Cross Stitch \$2.00 \$1.50 \$1.00

DOLLS AND TOYS

40. Crocheted Doll or Toy \$2.00 \$1.50 \$1.00
 41. Knitted Toy or Animal \$2.00 \$1.50 \$1.00
 42. Doll-not crocheted/knitted \$2.00 \$1.50 \$1.00
 43. Toy-not crocheted/knitted \$2.00 \$1.50 \$1.00
 44. Other \$2.00 \$1.50 \$1.00

HERITAGE ARTS

45. Cutwork Appliqué \$2.00 \$1.50 \$1.00
 46. Needlepoint or Petit Point \$2.00 \$1.50 \$1.00
 47. Stitchery on Plastic Canvas \$2.00 \$1.50 \$1.00
 48. Crewel Embroidery \$2.00 \$1.50 \$1.00
 49. Candle wicking \$2.00 \$1.50 \$1.00
 50. Tatting \$2.00 \$1.50 \$1.00
 51. Article embroidered on a Machine (not a quilt) \$2.00 \$1.50 \$1.00
 52. Decorated Sweatshirt or T-shirt, other than Counted Cross Stitch \$2.00 \$1.50 \$1.00
 53. Braided Rug \$2.00 \$1.50 \$1.00
 54. Textile Painting \$2.00 \$1.50 \$1.00
 55. Piece of Stenciling \$2.00 \$1.50 \$1.00
 56. Hook Rug- any type \$2.00 \$1.50 \$1.00
 57. Weaving \$2.00 \$1.50 \$1.00
 58. Seasonal Decorations \$2.00 \$1.50 \$1.00
 59. Piece of Handiwork-not artwork (by a person over 75 years) \$2.00 \$1.50 \$1.00
 60. Other Handicrafts-not artwork \$2.00 \$1.50 \$1.00
 61. Wool Felt-Pillow \$2.00 \$1.50 \$1.00
 62. Wool Felt-Other item \$2.00 \$1.50 \$1.00

CRAFTS

63. Commercial Ceramics Category
 a. Stained/Antiqued \$2.00 \$1.50 \$1.00
 b. Glazed \$2.00 \$1.50 \$1.00
 c. Dry Brushed \$2.00 \$1.50 \$1.00
 64. Creative Scrapbook Album- 2 pages of one theme
 a. Sports \$2.00 \$1.50 \$1.00
 b. School \$2.00 \$1.50 \$1.00
 c. Other \$2.00 \$1.50 \$1.00
 65. Other Handicrafts
 a. Metal Craft \$2.00 \$1.50 \$1.00

b. Leather Craft \$2.00 \$1.50 \$1.00
 c. China Painting/China Doll \$2.00 \$1.50 \$1.00
 d. Glass Craft \$2.00 \$1.50 \$1.00
 e. Note Card \$2.00 \$1.50 \$1.00
 f. Decorative painting \$2.00 \$1.50 \$1.00
 g. Stenciling or stamping \$2.00 \$1.50 \$1.00
 h. 3D paper craft \$2.00 \$1.50 \$1.00
 i. Other paper craft \$2.00 \$1.50 \$1.00

66. Upcycled craft (upcycling is using an existing item in a new way. It means recycling, redesigning, and repurposing an item for new use).

a. Outside decorative items \$2.00 \$1.50 \$1.00
 b. Inside decorative items \$2.00 \$1.50 \$1.00
 c. Wall hanging \$2.00 \$1.50 \$1.00
 d. Seasonal \$2.00 \$1.50 \$1.00
 e. Furniture/Storage \$2.00 \$1.50 \$1.00
 f. Jewelry \$2.00 \$1.50 \$1.00
 g. Toys \$2.00 \$1.50 \$1.00
 h. Textiles (t-shirts, bags, fabric, yarn, etc.)- not quilts \$2.00 \$1.50 \$1.00
 i. Other upcycled- not listed above \$2.00 \$1.50 \$1.00

Department DDD Quilts & Coverlets

SUPERINTENDENTS

Andrea Moreau

*PRE-ENTRY- Entry for ALL exhibits will be completed through FairEntry, an online service, located at <http://nortoncountyfair.fairentry.com>

A. Entries in this department may be entered from 9:00 a.m. to 1:00 p.m. on Tuesday. Judging will be at 1:30 p.m. and critique of quilts will be at 4:30 pm.

B. Remove exhibits between 8:00 a.m. and 9:00 a.m. on Friday.

C. Articles exhibited must have been made by exhibitor and must not have been previously exhibited at the Norton County Fair.

D. No more than one (1) exhibit may be entered in any one class by one exhibitor.

E. Special awards will be presented at 2:15 p.m. on Thursday.

F. Special awards recipients must be work of an individual who is a Norton County Resident.

G. Entries that smell of smoke or have pet hair on them will be disqualified and not displayed.

1. Appliquéd Quilt-Any Size hand quilted or commercial hand quilted \$2.00 \$1.50 \$1.00

2. Appliquéd Quilt-Any Size-domestic machine quilted \$2.00 \$1.50 \$1.00

3. Appliquéd Quilt-Any Size- commercial machine quilted \$2.00 \$1.50 \$1.00

4. Cotton/Wool Embroidered Quilt- Any Size-hand quilted or commercial hand \$2.00 \$1.50 \$1.00

5. Cotton/Wool Embroidered Quilt- Any Size-domestic machine quilted \$2.00 \$1.50 \$1.00

6. Cotton/Wool Embroidered Quilt- Any Size- commercial machine quilted \$2.00 \$1.50 \$1.00

7. Combo Quilt- Any Combo of Applique, Embroidery, Piecing-hand quilted or commercial hand quilted \$2.00 \$1.50 \$1.00

8. Combo Quilt- Any Combo of Applique, Embroidery, Piecing-domestic machine quilted \$2.00 \$1.50 \$1.00

9. Combo Quilt- Any Combo of Applique, Embroidery, Piecing-

Department EEE Sewing

SUPERINTENDENTS

Jennifer Henrickson

*PRE-ENTRY- Entry for ALL exhibits will be completed through FairEntry, an online service, located at <http://nortoncountyfair.fairentry.com>

Guidance for open class projects you can refer to the 4-H Project Resource guide or Superintendents for additional project information <https://www.kansas4-h.org/projects/>.

- A. Exhibits in this department may be entered from 1:00 p.m. to 3:00 p.m. on Tuesday. Judging will be at 1:30 p.m. on Tuesday.
- B. Exhibits in this department are to be removed between 8:00 a.m. and 9:00 a.m. on Friday.
- C. Articles in this department must have been completed since the 2021 Norton County Fair.
- D. No more than two (2) exhibits may be entered in any one class by one exhibitor.
- E. Awards will be presented at 2:15 p.m. on Thursday.
- | | | | |
|---------------------------------------|--------|--------|--------|
| 1. Outfit for Toddler | \$2.00 | \$1.50 | \$1.00 |
| 2. Child's Garment | \$2.00 | \$1.50 | \$1.00 |
| 3. Men's Garment | \$2.00 | \$1.50 | \$1.00 |
| 4. Women's Garment | \$2.00 | \$1.50 | \$1.00 |
| 5. Apron for child | \$2.00 | \$1.50 | \$1.00 |
| 6. Apron for adult | \$2.00 | \$1.50 | \$1.00 |
| 7. Placemat, set of 2 or set of 4 | \$2.00 | \$1.50 | \$1.00 |
| 8. Table Topper (non-quilted) | \$2.00 | \$1.50 | \$1.00 |
| 9. Table Runner (non-quilted) | \$2.00 | \$1.50 | \$1.00 |
| 10. Pillowcase | \$2.00 | \$1.50 | \$1.00 |
| 11. Purse, Bag, or Tote (non-quilted) | \$2.00 | \$1.50 | \$1.00 |
| 12. Pin Cushion | \$2.00 | \$1.50 | \$1.00 |
| 13. Other-not listed above | \$2.00 | \$1.50 | \$1.00 |

SPECIAL AWARD-

*PLM Enterprises will present a usable award for the Overall Best of Show Sewing Entry.

Department FFF Art

SUPERINTENDENTS

Dale Carlson

*PRE-ENTRY- Entry for ALL exhibits will be completed through FairEntry, an online service, located at <http://nortoncountyfair.fairentry.com>

Guidance for open class projects you can refer to the 4-H Project Resource guide or Superintendents for additional project information <https://www.kansas4-h.org/projects/>.

- A. Entries limited to a total of four different entries. Only one entry can be made in each class. Entries must not have been entered before.
- B. Original work only will be exhibited. No copies.
- C. All work entered must be framed or matted ready to hang.
- D. Each entry of art work should have a wire for hanging exhibit on peg board. Hangers should be attached securely (No tape/string).
- E. Exhibitors must be residents of Norton County or a member of the Prairie Painters Art Society.
- F. All work is submitted at the artist's own risk.
- G. Exhibits in this department must have been completed after the 2021 Norton County Fair.
- H. Exhibits must be entered between 10:00 a.m. and 12:00 p.m. on Monday, and are to be removed between 8:00 a.m. and 9:00 a.m. on Friday.
- I. A critique of exhibits will be presented by the judge at 1:30 p.m. on Monday.
- J. Classes- Class A: Adults, Class AB: Professional Artists (teachers of art or those who make a practice of selling their work)

- | | | | |
|--|--------|--------|--------|
| 1. Watercolor Category Classes | | | |
| a. Animals | \$2.00 | \$1.50 | \$1.00 |
| b. Buildings | \$2.00 | \$1.50 | \$1.00 |
| c. Landscapes | \$2.00 | \$1.50 | \$1.00 |
| d. Portraits | \$2.00 | \$1.50 | \$1.00 |
| e. Still Life | \$2.00 | \$1.50 | \$1.00 |
| 2. Oil Category Classes | | | |
| a. Animals | \$2.00 | \$1.50 | \$1.00 |
| b. Buildings | \$2.00 | \$1.50 | \$1.00 |
| c. Landscapes | \$2.00 | \$1.50 | \$1.00 |
| d. Portraits | \$2.00 | \$1.50 | \$1.00 |
| e. Still Life | \$2.00 | \$1.50 | \$1.00 |
| 3. Charcoal Category Classes | | | |
| a. Animals | \$2.00 | \$1.50 | \$1.00 |
| b. Buildings | \$2.00 | \$1.50 | \$1.00 |
| c. Landscapes | \$2.00 | \$1.50 | \$1.00 |
| d. Portraits | \$2.00 | \$1.50 | \$1.00 |
| e. Still Life | \$2.00 | \$1.50 | \$1.00 |
| 4. Colored Pencil Category Classes | | | |
| a. Animals | \$2.00 | \$1.50 | \$1.00 |
| b. Buildings | \$2.00 | \$1.50 | \$1.00 |
| c. Landscapes | \$2.00 | \$1.50 | \$1.00 |
| d. Portraits | \$2.00 | \$1.50 | \$1.00 |
| e. Still Life | \$2.00 | \$1.50 | \$1.00 |
| 5. Pastels Category Classes | | | |
| a. Animals | \$2.00 | \$1.50 | \$1.00 |
| b. Buildings | \$2.00 | \$1.50 | \$1.00 |
| c. Landscapes | \$2.00 | \$1.50 | \$1.00 |
| d. Portraits | \$2.00 | \$1.50 | \$1.00 |
| e. Still Life | \$2.00 | \$1.50 | \$1.00 |
| 6. Acrylics Category Classes | | | |
| a. Animals | \$2.00 | \$1.50 | \$1.00 |
| b. Buildings | \$2.00 | \$1.50 | \$1.00 |
| c. Landscapes | \$2.00 | \$1.50 | \$1.00 |
| d. Portraits | \$2.00 | \$1.50 | \$1.00 |
| e. Still Life | \$2.00 | \$1.50 | \$1.00 |
| 7. Mixed Media Category Classes | | | |
| a. Animals | \$2.00 | \$1.50 | \$1.00 |
| b. Buildings | \$2.00 | \$1.50 | \$1.00 |
| c. Landscapes | \$2.00 | \$1.50 | \$1.00 |
| d. Portraits | \$2.00 | \$1.50 | \$1.00 |
| e. Still Life | \$2.00 | \$1.50 | \$1.00 |
| 8. Black/White Pencil Category Classes | | | |
| a. Animals | \$2.00 | \$1.50 | \$1.00 |
| b. Buildings | \$2.00 | \$1.50 | \$1.00 |
| c. Landscapes | \$2.00 | \$1.50 | \$1.00 |
| d. Portraits | \$2.00 | \$1.50 | \$1.00 |
| e. Still Life | \$2.00 | \$1.50 | \$1.00 |
| 9. Drawing in Ink Category Classes | | | |
| a. Animals | \$2.00 | \$1.50 | \$1.00 |
| b. Buildings | \$2.00 | \$1.50 | \$1.00 |
| c. Landscapes | \$2.00 | \$1.50 | \$1.00 |
| d. Portraits | \$2.00 | \$1.50 | \$1.00 |
| e. Still Life | \$2.00 | \$1.50 | \$1.00 |
| 10. Other Media Category Classes | | | |
| a. Animals | \$2.00 | \$1.50 | \$1.00 |
| b. Buildings | \$2.00 | \$1.50 | \$1.00 |
| c. Landscapes | \$2.00 | \$1.50 | \$1.00 |
| d. Portraits | \$2.00 | \$1.50 | \$1.00 |
| e. Still Life | \$2.00 | \$1.50 | \$1.00 |
| 11. Print Making Category Classes | | | |
| a. Collage | \$2.00 | \$1.50 | \$1.00 |
| b. Abstract-Water Media | \$2.00 | \$1.50 | \$1.00 |
| c. Abstract-Oil | \$2.00 | \$1.50 | \$1.00 |
| d. Abstract-Acrylic | \$2.00 | \$1.50 | \$1.00 |
| e. Abstract-Other | \$2.00 | \$1.50 | \$1.00 |
| 12. Ceramics Category Classes | | | |
| a. Hand Thrown | \$2.00 | \$1.50 | \$1.00 |
| b. Wheel Thrown | \$2.00 | \$1.50 | \$1.00 |

c. Other	\$2.00	\$1.50	\$1.00
Done by a person over 75	\$2.00	\$1.50	\$1.00

20. Photo manipulated by computer or special effects (any subject)	\$2.00	\$1.50	\$1.00
--	--------	--------	--------

Department GGG Photography SUPERINTENDENTS

Lari Ann Nickel & Staci Breiner

*PRE-ENTRY- Entry for ALL exhibits will be completed through FairEntry, an online service, located at <http://nortoncountyfair.fairentry.com>

Guidance for open class projects you can refer to the 4-H Project Resource guide or Superintendents for additional project information <https://www.kansas4-h.org/projects/>.

A. Exhibits entered Saturday, July 18th 10:00 a.m. to 2:30 p.m. and judging is at 2:30 p.m. or after completion of 4-H judging. Entries to be removed between 8:00 a.m. and 9:00 a.m. on Friday.

B. All photos must be no larger than 8 x 10" and no smaller than 7 x 9" after trimming. Remove white border from enlargement. Photos are to be mounted across the narrow (11") dimension of an 11 x 12.5" sheet of white studio mount. The top edge of the print must be equal distance from the two sides of the mount. A permanent mount must be made using photographic dry mounting tissue, or permanent spray mount adhesive. Remove white border from the enlargement before mounting. No lettering will be permitted on the mount or on the picture. No underlays or borders are to be used. Studio mount is available at the Extension Office.

C. Each Exhibitor is limited to a maximum of seven (7) entries (More than one entry per class is allowed).

D. The following are classes **NOT** manipulated by computer (1-8 and 11-17) which include color changes, lighting, textures, or objects or **ANY** technique that changes original photo. **Classes 9, 10, 18, and 19 are only for computer manipulation and special effects which includes any photo editing.**

E. All work entered must be photographed by the exhibitor.

H. **If photos are improperly mounted, the ribbon placing will be lowered one placing.**

I. **Photographs of people near or on railroad tracks will be disqualified. Trespassing onto railroad property is illegal according to railroad policy.**

0-7 YEARS OF EXPERIENCE

1. Close-up, any subject	\$2.00	\$1.50	\$1.00
2. People	\$2.00	\$1.50	\$1.00
3. Flowers	\$2.00	\$1.50	\$1.00
4. Sports/Action	\$2.00	\$1.50	\$1.00
5. Wildlife/Animals	\$2.00	\$1.50	\$1.00
6. Black & White	\$2.00	\$1.50	\$1.00
7. Landscapes	\$2.00	\$1.50	\$1.00
8. Photo taken with Mobile Device	\$2.00	\$1.50	\$1.00
9. Special Occasions (wedding, senior, baby, family, engagement, etc.)	\$2.00	\$1.50	\$1.00
10. Photo manipulated by computer or special effects (any subject)	\$2.00	\$1.50	\$1.00

8 YEARS AND UP EXPERIENCE

11. Close-up, any subject	\$2.00	\$1.50	\$1.00
12. People	\$2.00	\$1.50	\$1.00
13. Flowers	\$2.00	\$1.50	\$1.00
14. Sports/Action	\$2.00	\$1.50	\$1.00
15. Wildlife/Animals	\$2.00	\$1.50	\$1.00
16. Black & White	\$2.00	\$1.50	\$1.00
17. Landscapes	\$2.00	\$1.50	\$1.00
18. Photo taken with Mobile Device	\$2.00	\$1.50	\$1.00
19. Special Occasions (wedding, senior, baby, family, engagement, etc.)	\$2.00	\$1.50	\$1.00

SPECIAL AWARDS-

*An award will be presented to the exhibitor of "Best of Show in 0-7 years experience" provided by **Norton County Fair Board**

*An award will be presented to the exhibitor of "Best of Show in 8 years and up experience" as determined by the judge. Award is provided by **Norton County Fair Board**.

Department FFF Woodwork SUPERINTENDENT

Wyatt Harting

*PRE-ENTRY- Entry for ALL exhibits will be completed through FairEntry, an online service, located at <http://nortoncountyfair.fairentry.com>

Guidance for open class projects you can refer to the 4-H Project Resource guide or Superintendents for additional project information <https://www.kansas4-h.org/projects/>.

A. Exhibits in this department may be entered from 11:00 a.m. to 1:00 p.m. on Monday. Judging will follow rocket judging.

B. Exhibits in this department are to be removed between 8:00 a.m. and 9:00 a.m. on Friday.

C. Articles in this department must have been completed since the 2021 Norton County Fair.

D. No more than 2 exhibits may be entered in any one class by one exhibitor.

E. Judging for this department will be at 4:30 p.m. on Monday, with critique of the exhibits to follow.

1. Large Article	\$2.00	\$1.50	\$1.00
2. Small Article	\$2.00	\$1.50	\$1.00
3. Refinished Piece	\$2.00	\$1.50	\$1.00
4. Other	\$2.00	\$1.50	\$1.00
5. Creative Article (Examples include: Intarsia, Woodcarving, etc.)	\$2.00	\$1.50	\$1.00
6. Decorative Article	\$2.00	\$1.50	\$1.00

Department HHH Models SUPERINTENDENT

Carson & Morgan Harting

*PRE-ENTRY- Entry for ALL exhibits will be completed through FairEntry, an online service, located at <http://nortoncountyfair.fairentry.com>

Guidance for open class projects you can refer to the 4-H Project Resource guide or Superintendents for additional project information <https://www.kansas4-h.org/projects/>.

A. Exhibits in this department may be entered from 11:00 a.m. to 1:00 p.m. on Monday. Judging will follow rocket judging.

B. Exhibits in this department are to be removed between 8:00 a.m. and 9:00 a.m. on Friday.

C. No more than 1 entry may be entered in any one class by one exhibitor.

D. Lego and other "snap together" kits from adults should be entered under class number 12.

E. All models need to include instructions and color cover page.

1. Plastic Non Commercial Vehicle	\$2.00	\$1.50	\$1.00
2. Plastic Commercial Vehicle made from kit or modified	\$2.00	\$1.50	\$1.00
3. Plastic Military Land Vehicle made from kit or modified	\$2.00	\$1.50	\$1.00
4. Plastic Military Aircraft made from kit or modified	\$2.00	\$1.50	\$1.00

5.	Plastic Military Watercraft made from kit or modified	\$2.00	\$1.50	\$1.00
6.	Plastic Commercial Watercraft made from kit or modified	\$2.00	\$1.50	\$1.00
7.	Plastic Commercial Aircraft made from kit or modified	\$2.00	\$1.50	\$1.00
8.	Plastic Science Fiction or Spacecraft made from kit or modified	\$2.00	\$1.50	\$1.00
9.	Plastic Figure made from kit or modified	\$2.00	\$1.50	\$1.00
10.	Die Cast Model from kit	\$2.00	\$1.50	\$1.00
11.	Any Other from kit or modified	\$2.00	\$1.50	\$1.00
12.	Models from kits not sized to scale (includes Lego's and snap together kits)	\$2.00	\$1.50	\$1.00
13.	Rocket from original kit	\$2.00	\$1.50	\$1.00
14.	Rocket prefabricated plastic fins	\$2.00	\$1.50	\$1.00

EXHIBITS BY SPECIAL NEEDS INDIVIDUALS

SUPERINTENDENTS

*PRE-ENTRY- Entry for ALL exhibits will be completed through FairEntry, an online service, located at

<http://nortoncountyfair.fairentry.com>

Guidance for open class projects you can refer to the 4-H Project Resource guide or Superintendents for additional project information <https://www.kansas4-h.org/projects/>.

A. Open to residents of Norton County who are developmentally disabled or handicapped.

B. Each exhibit will be current year work.

C. Exhibits are to be labeled.

1. Vegetables
2. Fruits
3. Flower Arrangements
4. Art/Craft (may enter up to 3 exhibits)
5. Rabbit
6. Miscellaneous

SCHOOL CHILDREN DIVISION

*PRE-ENTRY- Entry for ALL exhibits will be completed through FairEntry, an online service, located at <http://nortoncountyfair.fairentry.com>

Guidance for open class projects you can refer to the 4-H Project Resource guide or Superintendents for additional project information <https://www.kansas4-h.org/projects/>.

- A. Exhibitors must be residents of Norton County or attending school in Norton County.
- B. Each exhibitor will be awarded a ribbon but only the blue, red or white ribbons will receive premiums.
- C. Work must be done by the exhibitor.
- D. There will be four (4) age divisions for all school age departments.
 - 6 years and younger-Blue card**
 - 7 years to 10 years old- Yellow card**
 - 11 years to 14 years old-Purple card**
 - 15 years to graduating senior- Tan card**

DEPARTMENT YUM SUPERINTENDENT Pauline Poage

- A. Entries in this department may be entered from 1:00 p.m. to 3:00 p.m. on Tuesday. All exhibits must be entered by 3:00 p.m.
- B. No more than two (2) exhibits may be entered in any one class by an exhibitor.
- C. Each exhibit is to be in a clear plastic Ziploc bag.
- D. The entire product should be entered; i.e., no half cakes or quick breads.
- E. Perishable food items which means food that has to be refrigerated, will not be accepted.
- F. There will be four (4) age divisions for all school age departments.
- G. Exhibits in this department are to be removed between 8:00 a.m. and 9:00 a.m. on Friday.

BREAD

1. Loaf Yeast Bread	\$2.00	\$1.50	\$1.00
2. Rolls or Buns(5)	\$2.00	\$1.50	\$1.00
3. Muffins (5)	\$2.00	\$1.50	\$1.00
4. Loaf Quick Bread	\$2.00	\$1.50	\$1.00
5. Other Bread	\$2.00	\$1.50	\$1.00

CAKES

6. Cake from scratch (iced)	\$2.00	\$1.50	\$1.00
7. Cake from box (iced)	\$2.00	\$1.50	\$1.00
8. Cupcakes-5 (iced)	\$2.00	\$1.50	\$1.00
9. Other Cake	\$2.00	\$1.50	\$1.00

COOKIES

10. Drop Cookies (5)	\$2.00	\$1.50	\$1.00
11. Brownies (5)	\$2.00	\$1.50	\$1.00
12. Sugar Cookies (5)	\$2.00	\$1.50	\$1.00
13. Unbaked Cookies (5)	\$2.00	\$1.50	\$1.00
14. Other Cookies (5)	\$2.00	\$1.50	\$1.00

PASTRY

15. Two Crust Fruit Pie	\$2.00	\$1.50	\$1.00
-------------------------	--------	--------	--------

DEPARTMENT SEW SUPERINTENDENT Jennifer Henrickson

- A. Exhibits in this department may be entered from 1:00 p.m. to 3:00 p.m. on Tuesday.
- B. No more than two (2) exhibits may be entered in this department.
- C. Exhibits in this department are to be removed between 8:00 a.m. and 9:00 a.m. on Friday.

1. Outfit/Garment	\$2.00	\$1.50	\$1.00
2. Small Article	\$2.00	\$1.50	\$1.00
3. Seasonal Article	\$2.00	\$1.50	\$1.00
4. Other	\$2.00	\$1.50	\$1.00

DEPARTMENT TEXTILES & QUILTS SUPERINTENDENTS Andrea Moreau & Jennifer Henrickson

- A. Exhibits in this department may be entered from 1:00 p.m. to 3:00 p.m. on Tuesday.
- B. No more than two (2) exhibits may be entered in this department.
- C. Exhibits in this department are to be removed between 8:00 a.m. and 9:00 a.m. on Friday.
- D. Articles exhibited must have been made by exhibitor and must not have been previously exhibited at the Norton County Fair.

CROCHETING

1. Small Article	\$2.00	\$1.50	\$1.00
2. Large Article	\$2.00	\$1.50	\$1.00

KNITTING

3. Small Article	\$2.00	\$1.50	\$1.00
4. Large Article	\$2.00	\$1.50	\$1.00

AFGHANS

5. Crocheted	\$2.00	\$1.50	\$1.00
6. Knitted	\$2.00	\$1.50	\$1.00

EMBROIDERY

7. Small Article	\$2.00	\$1.50	\$1.00
8. Large Article	\$2.00	\$1.50	\$1.00

STITCHERY-This includes all stitchery

9. Wall Hanging	\$2.00	\$1.50	\$1.00
10. Picture (Matted and Framed)	\$2.00	\$1.50	\$1.00
11. Small Article	\$2.00	\$1.50	\$1.00
12. Large Article	\$2.00	\$1.50	\$1.00

QUILTS & COVERLETS

13. Wall Hanging up to 30"	\$2.00	\$1.50	\$1.00
14. Wall Hanging 30" to 50"	\$2.00	\$1.50	\$1.00
15. Bedcovering	\$2.00	\$1.50	\$1.00

DEPARTMENT ART

SUPERINTENDENTS

Dale Carlson

- A. Entries limited to a total of four (4) entries- Miscellaneous Media.
 B. All Work entered must be matted or ready to hang for exhibit. Pictures should have a wire for hanging exhibit on a peg board.
 C. Exhibits must be entered between 10:00 a.m. and 12:00 p.m. Monday and are to be removed between 8:00 a.m. and 9:00 a.m. on Friday.
- Miscellaneous Media, drawing sketches, paints, etc.

	\$2.00	\$1.50	\$1.00
--	--------	--------	--------

DEPARTMENT CRAFTS

SUPERINTENDENT

Pam Cuthbertson

- A. Entries in this department may be entered from 1:00 p.m. to 3:00 p.m. on Tuesday.
 B. Remove exhibits between 8:00 a.m. and 9:00 a.m. on Friday.
 C. Articles exhibited must have been made by exhibitor and must not have been previously exhibited at the Norton County Fair.
 D. No more than two (2) exhibits may be entered in any one class by an exhibitor.
- Doll/Animal \$2.00 \$1.50 \$1.00
 - Holiday \$2.00 \$1.50 \$1.00
 - Recycle/Upcycle \$2.00 \$1.50 \$1.00
 - Stamping (Fabric or Paper) \$2.00 \$1.50 \$1.00
 - Note Cards/Stationary \$2.00 \$1.50 \$1.00
 - Decorated/Embellished T-shirts

	\$2.00	\$1.50	\$1.00
--	--------	--------	--------
 - Ceramics \$2.00 \$1.50 \$1.00
 - China Painting \$2.00 \$1.50 \$1.00
 - Other craft Item not listed \$2.00 \$1.50 \$1.00

DEPARTMENT SMELL

SUPERINTENDENT

Glenda Maurer & Rose Garrison

- A. Entries in this department are to be entered between 9:00 a.m. and 12:00 p.m. on Wednesday.
 B. Exhibits in this department are to be removed between 8:00 a.m. and 9:00 a.m. on Friday.
 C. Exhibitors shall furnish water tight containers for their exhibits.
 D. No more than two (2) exhibits may be entered in any one class by exhibitor.

FLOWERS

- 1 Rose \$2.00 \$1.50 \$1.00
- 1 Dahlia \$2.00 \$1.50 \$1.00
- 1 Stem Gladiolas \$2.00 \$1.50 \$1.00
- 1 Marigold \$2.00 \$1.50 \$1.00
- 1 Stem Snapdragons \$2.00 \$1.50 \$1.00
- 1 Stem Zinnia \$2.00 \$1.50 \$1.00
- 1 Small Sunflower \$2.00 \$1.50 \$1.00
- 1 Large Sunflower \$2.00 \$1.50 \$1.00
- 3 Stems Pansy \$2.00 \$1.50 \$1.00
- 3 Blooms Petunia \$2.00 \$1.50 \$1.00
- Other Flower \$2.00 \$1.50 \$1.00

POTTED PLANTS

- African Violet \$2.00 \$1.50 \$1.00
- Cactus \$2.00 \$1.50 \$1.00
- Fern, any type \$2.00 \$1.50 \$1.00
- Philodendron \$2.00 \$1.50 \$1.00
- House Plant, any type \$2.00 \$1.50 \$1.00

- Any plant not listed \$2.00 \$1.50 \$1.00

DEPARTMENT GROW

SUPERINTENDENT

Joel Zillinger

- A. No more than two (2) exhibits may be entered in any one class by an exhibitor.
 B. Exhibits must be entered between 8:00 a.m. and 10:00 a.m. on Wednesday.
 C. Judging for this department will begin at 11:00 a.m. on Wednesday.

VEGETABLES

- Potatoes (3) \$2.00 \$1.50 \$1.00
- Tomatoes (3) \$2.00 \$1.50 \$1.00
- Onions (3) \$2.00 \$1.50 \$1.00
- Cucumbers (3) \$2.00 \$1.50 \$1.00
- Herbs (3 sprigs) \$2.00 \$1.50 \$1.00
- Zucchini (1) \$2.00 \$1.50 \$1.00
- Other (3) \$2.00 \$1.50 \$1.00

FRUIT

- Apples (3) \$2.00 \$1.50 \$1.00
- Grapes (3 clusters) \$2.00 \$1.50 \$1.00
- Peaches (3) \$2.00 \$1.50 \$1.00
- Other (3) \$2.00 \$1.50 \$1.00
- Rhubarb Stalks (3) \$2.00 \$1.50 \$1.00

DEPARTMENT PHOTO

SUPERINTENDENTS

Lari Ann Nickel & Staci Breiner

- A. Exhibits entered 10:00 a.m. to 2:30 p.m. Saturday July 23rd with judging at 2:30 p.m. or following completion of 4-H photography. Exhibits removed by 8:00 a.m. to 9:00 a.m. Friday.
 B. Each exhibitor is limited to a maximum of seven (7) entries.
 C. All photos must be no larger than 8 x 10" and no smaller than 7 x 9" after trimming. Photos will be mounted on an 11 x 12.5" sheet of studio mount; for instructions see 4-H or Open Class division's photography on specifics. Studio mount is available at the Extension Office.
 D. **If photos are improperly mounted, the ribbon placing will be lowered one placing.**
 E. **Photographs of people near or on railroad tracks will be disqualified. Trespassing onto railroad property is illegal according to Railroad Policy.**

- Close-up, any subject \$2.00 \$1.50 \$1.00
- People \$2.00 \$1.50 \$1.00
- Flowers \$2.00 \$1.50 \$1.00
- Sports/Action \$2.00 \$1.50 \$1.00
- Wildlife/Animals \$2.00 \$1.50 \$1.00
- Black & White \$2.00 \$1.50 \$1.00
- Landscapes \$2.00 \$1.50 \$1.00
- Photo taken with mobile device

	\$2.00	\$1.50	\$1.00
--	--------	--------	--------
- Photo manipulated by computer or special effects (any subject)

	\$2.00	\$1.50	\$1.00
--	--------	--------	--------
- Creatively Mounted Photo \$2.00 \$1.50 \$1.00

DEPARTMENT WOOD

SUPERINTENDENT

Wyatt Harting

- A. Entries in this department may be entered from 11:00 a.m. to 1:00 p.m. on Monday with judging following rockets. Exhibits are to be removed between 8:00 a.m. and 9:00 a.m. on Friday.
- B. No more than two (2) exhibits may be entered in any one class by an exhibitor.
- C. Judging for this department will be at 4:30 p.m. on Monday.
- | | | | |
|--------------------|--------|--------|--------|
| 1. Small Article | \$2.00 | \$1.50 | \$1.00 |
| 2. Large Article | \$2.00 | \$1.50 | \$1.00 |
| 3. Other | \$2.00 | \$1.50 | \$1.00 |
| 4. Made from a kit | \$2.00 | \$1.50 | \$1.00 |

DEPARTMENT MODEL

SUPERINTENDENTS

Carson Harting & Morgan Harting

- A. Entries in this department may be entered from 11:00 a.m. to 1:00 p.m. on Monday with judging at 1:00 p.m.
- B. No more than 1 entry may be entered in any one class.
- C. Exhibitor's age MUST be listed on entry card.
- D. All models must include instructions and color cover page.
- E. Exhibits must be removed between 8:00 a.m. and 9:00 a.m. on Friday.
- | | | | |
|--|--------|--------|--------|
| 1. Plastic Vehicle made from kit | \$2.00 | \$1.50 | \$1.00 |
| 2. Plastic Military Vehicle/Aircraft made from kit | \$2.00 | \$1.50 | \$1.00 |
| 3. Plastic Science Fiction or Spacecraft made from a kit | \$2.00 | \$1.50 | \$1.00 |
| 4. Plastic Figure made from kit | \$2.00 | \$1.50 | \$1.00 |
| 5. Die Cast model made from kit | \$2.00 | \$1.50 | \$1.00 |
- Lego and other "snap together" made from kits.**
- | | | | |
|----------------------------------|--------|--------|--------|
| 6. 6 years and younger | \$2.00 | \$1.50 | \$1.00 |
| 7. 7 years to 10 years old | \$2.00 | \$1.50 | \$1.00 |
| 8. 11 years to 14 years old | \$2.00 | \$1.50 | \$1.00 |
| 9. 15 years to graduating Senior | \$2.00 | \$1.50 | \$1.00 |
- Lego not made from a kit**
- | | | | |
|---------------------------------------|--------|--------|--------|
| 10. 6 years and younger | \$2.00 | \$1.50 | \$1.00 |
| 11. 7 years to 10 years old | \$2.00 | \$1.50 | \$1.00 |
| 12. 11 years to 14 years old | \$2.00 | \$1.50 | \$1.00 |
| 13. 15 years to graduating Senior | \$2.00 | \$1.50 | \$1.00 |
| 14. Rocket from original kit | \$2.00 | \$1.50 | \$1.00 |
| 15. Rocket prefabricated plastic fins | \$2.00 | \$1.50 | \$1.00 |

DEPARTMENT SAVE

SUPERINTENDENT

Blake Lasley

INSECT COLLECTION

- A. Insects are to be entered by Tuesday 1:00 p.m.
- B. Only one (1) exhibit may be entered in any one class by an exhibitor.
1. Entries should have at least 15 to 30 specimens along with the common name and county location label. Labels may be picked up at K-State Extension office. Entries may be exhibited in box. An order label is required. \$2.00 \$1.50 \$1.00

OTHER COLLECTIONS

- A. Exhibits are to be entered between 10:00 a.m. and 12:00 p.m. on Monday.
- B. Only one (1) exhibit may be entered in any one class by an exhibitor.
2. Entries should have at least 15 or more examples of your collection. Entries may be exhibited in a box. A brief description of the collection and how you started collecting should also be attached. \$2.00 \$1.50 \$1.00

DEPARTMENT POULTRY

SUPERINTENDENTS

Julie Hilburn, Jasmine Convington & Chelle Millan

- A. Entry time Tuesday, 8:00 a.m. – 12:00 p.m.
- B. Exhibitors will not be permitted to remove exhibits until after 4-H/FFA Livestock sale on Thursday.
- C. **Exhibitors should care for their animals during the fair and participate in pen clean up at release time.**
- D. **KANSAS POULTRY DISEASE ACT-** All poultry, except waterfowl and pigeons, shall have proof that they are Pollorum typhoid clean. Refer to the open class division for specific test rules.
- E. All exhibitors must indicate on the entry card the breed.
- F. No fowl shall be exhibited in more than one class.
- G. **LIMIT-** 2 entries per exhibitor in each class.
- | | | | |
|---------------|--------|--------|--------|
| 1. Poultry | \$2.00 | \$1.50 | \$1.00 |
| 2. Water Fowl | \$2.00 | \$1.50 | \$1.00 |

**Q106.7
KONK**
CLASSIC HITS FOR THE HIGH PLAINS

SUPERSTAR COUNTRY
102.5 & 1530

**ON
AIR**

110 Bar & Grill

**110 S. State Street
Norton, KS
785-874-4110**

Tuesday - Thursday
11:00 am to 10:00 pm

Friday - Saturday
11:00 am to 1:10 am

Kitchen open daily

11 am-2 pm and 5:00-9 pm

“Beer, Burgers and Buddies!”

Owned & operated by Chad & Kayla Prester



JOHN DEERE

Solutions for Every Field.

1207 West B St, McCook, NE | 126 N Penn Ave, Oberlin, KS



Ag Valley
CO-OP

**BUILDING
TOMORROW
TOGETHER**

Agronomy | Energy | Feed | Grain
800-228-1352 | www.agvalley.com



ALEX DEJONG
Account Executive

Mobile (605) 223-4730
adejong@farmersbusinessnetwork.com

ALL CREATURES VET CLINIC

576 1/2 Road E12 - Almena, KS 67622
785-669-2227

Steven L. Graf, D.V.M.
Shanna Hammond, Office Manager

Office Hours: Mon. - Fri. 8am - 5pm

Almena Agri Service

307 Railroad Ave.

Almena, KS 67622

785-669-2561

AMERICAN BUTCHERS, LLC

Proud Member On A Great Team

*Artisan crafted selections
available for retail and shipping*

(308) 268-2110

AmericanButchers@gmail.com

American Butchers, LLC
809 "O" Street
Beaver City, NE 68926



Veterans Proudly Supporting Farming & Ranching Families

Ada's Place

Ada Arford

Short-term Vacation Rental

1118 N 2nd

Norton, KS 67654

785-877-3052

B.E.B. AND ASSOCIATES

Brian E. Berlier P.L.S. 1420

410 W. Wilton
Norton, KS 67654
785-874-4664

For all your land Surveying needs
boundary surveys ~ construction
staking ~ easements and more.

BAILEY ELECTRIC

Mark Bailey
Norcatur, KS 67653

785-871-1967

Bailey Heating & Cooling

Lucas Bailey
201 S. Dexter
Norcatur, KS 67653

Cell: 785-871-1824

Big Iron REALTY



For all your land, commercial and residential
real estate needs!

Real Estate Agents



Lee Juenemann
785-871-0960

Emily Swatzell
785-202-0217



"Family working for your family"



C & T Farms, Inc.

16799 Road U
Norton, KS 67654
(785) 871-0289

Chris & Mindy Harting

CARQUEST NORTON AUTO SUPPLY



CarQuest Automotive Parts Distributor

Corey & Amie Menagh, Owners

102 N. Second St. Phone: 785-877-3333
Norton, KS 67654 Cell: 785-202-0017

~Circle 5~

Tyrel & Klare Bliss

Rylee, Jeffery, & Graci

Almena, KS 67622

COLE FAMILY EYECARE

"Fulfilling a Vision of Exceptional Eye care"

BENJAMIN B. COLE
Doctor of Optometry

114 N. Kansas
Norton, KS 67654

Phone (785) 877-5115
Fax (785) 877-5316



Terry Holterman
785-854-8044
clfeeders@yahoo.com

D & M Service, LLC

Troy Wentz & Jacob Larue

Norcatour, KS 67653

785-693-4331

Propane & Bulk Fuel Delivery



**Decatur Cooperative
Association**

305 South York Avenue
Oberlin, KS 67749-0068

Phone: 785-475-2234 or 1-800-886-2293

General Manager: Kurt Anderson



Don Kaus

113 W. Washington • Box 299
Norton, KS 67654 • Phone (785) 877-3002

Commercial & Residential

- *Sheet Vinyl
- *Ceramic Tile
- *Carpet
- *Comfortex Window Treatments
- *Wood & Laminate

Engel's

SALES & SERVICE
CENTER INC.

209 West Lincoln

Office: (785)877-3391

Fax: (785)877-3392

Lawn & Garden Equipment ~ Used Cars

NAPA Parts: 785-877-5166

DOUG'S ALIGNMENT

Your Undercar Headquarters

Doug Strayer, Owner
209 W. Lincoln
Norton, KS 67654
785-877-5531

- Four Wheel Alignment
- Tire Balancing
- Brake Service
- Exhaust Systems
- Struts & Shocks
- CV Boots & Joints

Toyo
Cooper
Michelin
Uniroyal
BF Goodrich



Equity Means More

Norton
302 E Holme
(785) 877-2600

Almena
500 Main
(785) 669-2486



equitybank.com
Member FDIC

More Response More Attention More Expertise

DOWNTOWN Car Wash

*"It's Just More Fun To
Drive A Clean Car"*

Larry Hawks

301 E. Main

Norton, KS 67654


(785) 874-8218

ESSLINGER RANCH

785-877-2988

**Linda & Dean Esslinger
and Families**

ELLIOTT Chiropractic



Abbey Elliott, DC, CLC
785-874-5472

112 South Kansas
Suite 309
Above Java

ROOTED IN
AGRICULTURE



105 W. MAIN STREET
NORTON, KANSAS
785-877-3341

Member
FDIC
EQUAL HOUSING
OPPORTUNITY

Fit To Go

Available 24/7

**411 E. Holme
Norton, KS 67654**

Phone 785-874-4306

'FARMERS HELPING FARMERS SUCCEED'



FIREBOLT AG, LLC

Josh McClain (785) 202-2959



Firebolt Carbon LLC

106 S. State St.
Norton, KS 67654

785-202-2959

facebook.com/fireboltcarbon

CARBON CREDITS

YOU FARM. WE HELP YOU

GET PAID.

Turn your conservation into income.

Gebhard Construction and Cattle Company

Drake Gebhard

785-854-8052

"All Your Construction Needs"



H & R BLOCK

**KATHLEEN BEARD
ENROLLED AGENT**

**912 N. STATE
NORTON, KS 67654**

**PHONE: 785-877-4096
785-877-3666**

**HACHMEISTER
HSC
SERVICE CENTER**

PHONE: 785-567-4819

Jay Hachmeister

FAX 785-567-4817

ASE CERTIFIED MASTER MECHANIC



770 N MAIN ST
LENORA KS
67645

Tyler & Shana Harting

Norton, KS 67654

HINKLE **TERMITE & PEST CONTROL**

800-536-2704 - hinkletermite.com

Home Oil

611 Main Street
Almena, KS 67622

(785) 669-2421

J & R Liquor

112 N. First Ave

Norton, KS 67654

Lottery Tickets Sold Here

Beef Jerky, Duck Nuts, etc.

785-877-2585

Monday-Thursday 9:00 am-10:30 pm

Friday & Saturday 9:00 am-11:00 pm



Kensington Locker
218 W Hwy 36
Kensington, KS 66951
www.kensingtonlockers.com
Dylan & Deidra Tweedy



LUMBER - HARDWARE - APPLIANCE

Phone: 785-877-3070 - Fax: 785-877-3825

415 E. Holme - Norton, KS 67654

www.facebook.com/kowpokesupply



Listen to Partyline every Mon—Fri

Starting at 9:00 am (785)877-3378

KWWS FEEDERS

16799 Road U

Norton, KS 67654

(785) 871-0289

Kolton, Wyatt, Weston, & Shelby



Las Canteras

Mexican Grill

203 W. Washington
Norton, KS 67654

785-874-4074

Fresh food prepared daily



KZ Cattle LLC

For Profit Minded Cattlemen

Kerry Zillinger (785) 543-7614

Klare Bliss (785) 302-0534

*Gelbvich & Balancer
Red & Black*

2227 W. 400 Rd Phillipsburg, KS

6148 Rd E14 Alma, KS

La Tierra, Inc.

20100 US Highway 36

Norton, KS 67654

Lamont A. Shirk, D.D.S.

205 S. Kansas

Norton, KS 67654

785-877-2821

Family Dentistry & Orthodontics

Law Office of Melissa Schoen

115 North Kansas

Norton, KS 67654

Melissa Schoen
785-877-3086

Experience the **LandMark** Difference.



Visit us for all your
John Deere needs!
Sales, Parts, Service, or AMS!

Phillipsburg
785-543-2184
291 E. Hwy 36
Phillipsburg, KS 67661

MAPES & MILLER, LLP

CERTIFIED PUBLIC ACCOUNTANTS

418 EAST HOLME

NORTON, KS 67654

JOHN D. MAPES, CPA PARTNER

BRIAN S. THOMPSON, CPA PARTNER

OFFICE: 785-877-5833

FAX: 785-877-5442

EMAIL: mmcpas@ruraltel.net

McEwen General Store

601 E. Holme
Norton, KS 67654

Duane & Darlene McEwen
785-877-3032 & 785-202-0329

Supporting 4-H Youth
Our store has items inside and outside.
Come see us—call if we're not in.



McKenna Manure Hauling

Owner/Operator
Jason & Chandra McKenna
Norton, KS 67654

Jason McKenna 785-202-1410

Montgomery Farms

Staci & Monte

Almena, KS 67622
785-669-2476

NATOMA
Manufacturing, LLC

16596 US Highway 36

Norton, KS 67654

(785)877-3529

Nelson Cattle & Equipment, Inc.

1304 West Fox Road
Long Island, KS 67647

785-854-7611

The advertisement for New Age Feed features a black silhouette of a cow on the left. To its right, the text 'NEW AGE FEED' is displayed in a bold, sans-serif font. Below this, the address 'P.O. Box 362 Quinter, KS 67752' is listed. On the right side, a list of services is provided: 'Custom Mineral & Protein Supplements', 'Grain Marketing - Scour Prevention', 'Custom Rations - Feed Sampling', 'Distillers Grain - Creep Feed', 'Fertilizer - Chemical', and 'Farm Delivery'. At the bottom, the name 'Delbert Harvey' is written in a stylized font, followed by his email 'delbert@newagefeed.com' and phone numbers: 'Cell - 785.299.0752', 'Office - 785.754.8500', and 'Fax - 785.754.2318'. The background of the bottom section shows a silhouette of a cow and a calf in a field. The website 'www.newagefeed.com' is printed vertically on the right edge.

NEW AGE INDUSTRIAL NEW AGE
 www.NewAgeIndustrial.com
785-877-5121
 Norton, Kansas



Gall Motor Co. Inc.

808 North State St. ~ Norton, KS 67654

Brad Harding
 Full Line Body Work
 Frame Straightening

OFFICE 785-877-2812
 HOME 785-877-2887
 FAX 785-874-2812

NORTON ANIMAL HEALTH CENTER

801 W. Holme - W. Hwy 36
 Norton, KS ~ 785-877-2411

Aaron R. White ~ Sarah Ketterl White

Complete Large & Small Animal Service
 with 24 Hour Emergency Service

Norton Coin Laundry

785-874-8000

Norton, KS 67654

Neil Gosselin



NORTON COUNTY FARM BUREAU ASSOCIATION

205 S. KANSAS
 NORTON, KS 67654

785-877-3221

THE VOICE OF AGRICULTURE

WE AIM TO KEEP HEALTHCARE CLOSE TO HOME

WE OFFER OUR COMMUNITY
 Family Medicine - Emergency Services - Laboratory
 Rehabilitation - Telehealth - Surgery - Specialty Clinics
 and MORE!

NORTON COUNTY HOSPITAL
 102 E. Holme
 Norton, KS 67654
 785-877-3351

NORTON MEDICAL CLINIC
 807 N. State St.
 Norton, KS 67654
 785-877-3305

-CONNECT WITH US-
 Online at nchhosp.com
 Discover our dedicated providers, conveniently pay bills, explore exciting career opportunities, and stay in the loop with all things NCH.

Don't miss out on the latest from NCH! Follow us on Facebook for a front-row seat to upcoming events, news, press releases, educational insights, and more.

Norton County Title, LLC

Land Title, Escrows, Closings, All your Title
Insurance Needs

Lindsey Bailey

119 S. 1st Street

Norton, KS 67654

785-874-2155

Norton Theatre

215 E. Main

Norton, KS 67654

785-877-2075

www.nortontheatre.com



Valley Hope

West Highway 36

Norton, KS 67654

www.valleyhope.org

**Alcohol, Drug & Related
Treatment Services**

Andrew Enfield, Owner

116 N Norton Ave.

Norton, KS 67654

785-877-3282

nortonglass@ruraltel.net



Norton Glass

Norton Sports Center

15010 W. Hwy 36

Norton, KS 67654

(785)877-5452

Curtis, Catrina and Craig Eveleigh
Nortonsportscenter.net

Yamaha * Kawasaki
Golf Carts * Country Clipper

OLS Tubs

www.olstubs.com



Levi Ellis 785-202-0962 Weston Harting 785-475-5696

Kolton Harting 785-202-0085 Wyatt Harting 785-871-0288



PFANNENSTIEL



HEATING, COOLING & SERVICE

785-877-0124

Plumer-Gobber
Funeral Home

Funeral and Cremation Services ~ Pre-Need ~ Monuments

Owners: Adam & Alyssa Gobber and Brad & Daphne Plumer

215 W. Main Street ~ Norton, KS 67654
785-877-5135; 785-877-5137 (FAX)
www.plumergobber.com


**Red Wing Termite & Pest
Control Co. LLC**

Since 1932
Gary Lacy
Norton KS 67654
785-877-2866

Ask about Sentricon Termite Baiting System

**PRAIRIE LAND
Electric Cooperative, Inc.**

14935 US Highway 36
PO Box 360
Norton, KS 67654

Phone: 785-877-3323 



**Brice
Riley**


(O) 785-877-2201 (C) 308-340-2737

Prairie Valley Feeders

1304 W Fox Rd
Long Island, KS 67647
785-854-7611

**Rocking W
Trailer Sales**

Circle D Hillsboro Fastline



Phone: 785-877-7263 Robert
785-202-0662 Matt
Address: 15010 West US
Highway 36
Norton KS 67654

"A reputation you can hand with"

Contact us for all your
trailer needs!

PSI APPLICATIONS 

Simple. Better.

Jeff Springer
308-695-6454

ROY'S SALES & SERVICE
Brian & Kate Pfannenstiel

16684 US Highway 36
Norton, KS 67654
785-877-5824

Russ' Jewelry

Russell Erbert



785-877-2634

101 W. Main ~ Norton, KS 67654

SCHULZE Land & Cattle

Tim & Mary Schulze

Mason Schulze

Security Abstract & Title Company, Inc. and Norton County Abstract & Title Ins. Company

Jolene L. Weiser, Owner
214 East Washington Street
Norton, Kansas 67654

Bonded Abstractor Title Insurance Agent
Phone: 785-877-2141 Fax: 785-874-3352

SOLUTIONS NORTH BANK

Member FDIC

experience
THE SNB WAY
AT ONE OF OUR 5 LOCATIONS



Check out our website, open an account or check your online banking by scanning this QR code. Now you can bank anytime, anywhere!



Proud supporter of the
Norton County Fair!

SNBKS.COM



The Bank

**314 W. Holme
Norton, KS 67654
785-877-5109**

Remember when you come to the bank, you're coming to see us!

The Sunflower Studio



Hair - Manicures - Pedicures

Jy
**JORDYN
BREDEMEIER**
Hairstylist

The Sunflower Studio
114 South State
Norton KS 67654
Phone: 785-202-1034



126 S. State
 Norton, KS 67654
 785-874-4302

Flowers, home décor, gifts,
 Kids' supplies, and more.



Valley Feeds Mill

1304 West Fox Road
 Long Island, KS 67647

785-854-7867

Town & Country Kitchen
 Dine In, Take-Out, Catering
 tkitchen2022@gmail.com | 419 E. Holme
 Norton, Ks 67654

Walter Motor Company Corey & Amie Menagh, Owners

124 S. 2nd Street - PO Box 472
 Norton, Kansas 67654

785-202-0017 ~ 800-479-3112

Quality Selected Used Cars Since 1941

Brad Blew
 Investment Consultant

Office 785.874.3202
 115 N. Kansas | Norton, KS 67654
 798 4th Street | Phillipsburg, KS 67661
 bradblew@unitedcapitalgroup.net
 www.ucmofkansas.com

Attorneys at Law
 Andrew J. Walter & Zachary S. Peterson



211 East Main Street, Norton, KS
 (785) 874-4440



912 N. ARCHER
 NORTON, KS 67654

PHONE: 785.877.5191
 FAX: 785.874.5192

CHECK OUT OUR NEW ONLINE
 BANKING WITH BILL PAY



WEISER REALTY
214 E. WASHINGTON
NORTON, KANSAS
785-877-2185

JOLENE L. WEISER
BROKER
785-871-7278

AMY VACURA
SALESPERSON
785-877-7577



WENTZ SERVICE
TIRES • BATTERIES • OIL & REPAIRS

Troy Wentz
PO Box 130 ~ Norcatur, KS 67653
785-693-4331
After hours 785-475-7090
"We're here to serve you!"




Wegener
Quarter Horses
www.wegenerquarterhorses.com
785-871-0409



Wesco
Commodities
Wet & Dry Distillers
785-877-5959

Thank You for
Supporting the



Norton County Fair

the bank

**“Proudly Supporting the Norton County Fair and the
Agricultural Producers of Tomorrow”**

**The Bank looks forward to helping you accomplish
your financial goals, whether they are consumer,
commercial or agricultural related**

Stop by and meet our friendly staff

“When you are going to The Bank, you are coming to see us”

Highway 36

101 Kansas

Norton, KS

Jennings, KS

(785) 877-5109

(785) 678-2215

