


We hope you  
enjoyed the  
2021  
Sheridan County  
Free Fair.



K-State Research and Extension  
Twin Creeks District

Sheridan County 4-H

Sheridan County Fair

For Fair and Demo Derby Information go to  
[www.DiscoverSheridanCounty.com](http://www.DiscoverSheridanCounty.com)

Listed under Sheridan County Fair Board

**K-STATE**  
Research and Extension



Twin Creeks  
District

Kansas State University, County Extension Councils, Extension Districts, and U.S. Department of Agriculture Cooperating. K-State Research and Extension is an equal opportunity provider and employer, and is committed to making its services, activities and programs accessible to all participants.



*Sheridan  
County  
Free Fair  
July 19-24, 2021*

Schedule of Events,  
Rules/Regulations  
& Premiums

Enter 4-H, Scouts and Open Class  
Exhibits through FairEntry, an online  
service located at:

<https://sheridancofair.fairentry.com>

**Entries due July 9th**  
**Paper entries also accepted for**  
**Open Class/Scouts**

## 2021 SHERIDAN COUNTY FAIR SCHEDULE OF EVENTS

### Wednesday, July 14

9 AM \_\_\_\_\_ 4-H Dog & Small Pet Show  
 11 AM \_\_\_\_\_ King & Queen Judging  
 12 PM \_\_\_\_\_ Clothing Buymanship/Construction Judging  
 12 PM- 4 PM \_\_\_\_\_ Life Skills/Photography Judging  
 6 PM \_\_\_\_\_ 4-H Public Style Revue  
 6 PM \_\_\_\_\_ Pet Parade

### Saturday, July 17

8 AM - 12 PM \_\_\_\_\_ Fair Set-Up

### Monday, July 19

8 AM - 8 PM \_\_\_\_\_ Set Up Booths  
 5 PM \_\_\_\_\_ 4-H Horse Show Check-In  
 6 PM \_\_\_\_\_ Horse Show

### Tuesday, July 20

8 AM - 8 PM \_\_\_\_\_ Set Up Booths  
 5 PM - 8 PM \_\_\_\_\_ Livestock Exhibit ONLY Check-In

### Wednesday, July 21

11 AM - 9 PM \_\_\_\_\_ 4-H Food Stand Open  
 9 AM - Noon \_\_\_\_\_ Entry & Judging of All  
 4-H & Open Class Exhibits

*(Exhibit building closed during judging)*

9 AM - Noon \_\_\_\_\_ Tallest Corn Contest  
 10 AM \_\_\_\_\_ Poultry & Rabbits  
 3 PM \_\_\_\_\_ Sheep & Goat Judging  
 5:30 PM \_\_\_\_\_ Food Auction  
 6:30 PM \_\_\_\_\_ Swine Judging

### Thursday, July 22

11 AM - 8 PM \_\_\_\_\_ 4-H Food Stand Open  
 10 AM \_\_\_\_\_ Beef, Bucket Calf & Dairy Judging  
 3 PM \_\_\_\_\_ Round Robin Showmanship  
 7 - 11 PM \_\_\_\_\_ Carnival

### Friday, July 23

11 AM - 8 PM \_\_\_\_\_ 4-H Food Stand Open  
*(Food Stand is closed during Parade)*

9 AM \_\_\_\_\_ Livestock Judging Contest  
 6:30 PM \_\_\_\_\_ Parade  
 7 - 10 PM \_\_\_\_\_ Food Stand at Rodeo Open  
 8 PM \_\_\_\_\_ Rodeo *(Sponsored by Fair Board)*  
 7 PM - Midnight \_\_\_\_\_ Carnival

### Saturday, July 24

11 AM - 2 PM \_\_\_\_\_ 4-H Food Stand Open  
 10 AM \_\_\_\_\_ 4-H Livestock Sale  
 8 AM - 11 AM \_\_\_\_\_ Exhibit Check-Out  
 6:30 PM - 10 PM \_\_\_\_\_ Food Stand at Rodeo Open  
 8 PM \_\_\_\_\_ Rodeo *(Sponsored by Fair Board)*  
 7 PM - Midnight \_\_\_\_\_ Carnival

### Tuesday, July 27

5 PM \_\_\_\_\_ Fair Clean Up

4-H and Exhibit Buildings Open from 8:00 AM to 9:00 PM

<u>Department</u>	<u>Purple</u>	<u>Blue</u>	<u>Red</u>	<u>White</u>
<b>Z - Booths &amp; Banners</b>				
Booth	\$11.00	\$10.00	\$7.50	\$5.00
Banner	\$ 9.00	\$ 7.50	\$5.00	\$3.00
<b>BB - King &amp; Queen</b>				
King and Queen	\$50.00			
1st Runner-Up				
2nd Runner-Up				
<b>CC — Parade &amp; Float</b>				
Class 1	\$25.00	\$15.00	\$10.00	
Classes 2-6	\$10.00	\$ 7.50	\$ 5.00	
<b>DD - Farm Mechanics</b>				
	\$ 8.00	\$ 6.00	\$ 4.00	\$ 2.00
<b>EE - Scouts</b>				
	\$ 4.00	\$ 3.00	\$ 2.00	\$ 1.00
<b>4-H/FFA Showmanship</b>				
Beef	\$10.00	\$ 8.00	\$ 6.00	\$ 4.00
Dairy	\$10.00	\$ 8.00	\$ 6.00	\$ 4.00
Dairy Goat	\$ 8.00	\$ 5.00	\$ 4.00	\$ 3.00
Swine	\$ 6.00	\$ 5.00	\$ 4.00	\$ 3.00
Sheep/Goat	\$ 6.00	\$ 5.00	\$ 4.00	\$ 3.00
Horse	\$ 6.00	\$ 5.00	\$ 4.00	\$ 3.00
Rabbit	\$ 4.00	\$ 3.50	\$ 3.00	\$ 2.50
Poultry	\$ 4.00	\$ 3.50	\$ 3.00	\$ 2.50
Pet	\$ 4.00	\$ 3.50	\$ 3.00	\$ 2.50
Round Robin	\$ 6.00			
<b>Herdsmanship</b>				
Club Award	\$50.00			

## SHERIDAN COUNTY FAIR PREMIUMS

### Open Class

<u>Department</u>	<u>Purple</u>	<u>Blue</u>	<u>Red</u>
B Breeding Beef	\$7.00	\$6.00	\$5.00
B Market Steers	\$7.00	\$6.00	\$5.00
B Bucket Calf	\$6.00	\$5.00	\$4.00
B Market Swine	\$5.00	\$4.00	\$3.00
B Breeding Swine	\$5.00	\$4.00	\$3.00
B Sheep	\$5.00	\$4.00	\$3.00
B Goats	\$5.00	\$4.00	\$3.00
B Poultry, Rabbits	\$3.50	\$3.00	\$2.00
C Inventor's Class	\$8.00	\$7.00	\$6.00
D Crops	\$3.50	\$2.50	\$2.00
E Horticulture	\$3.50	\$2.50	\$2.00
F Food Preservation	\$3.50	\$2.50	\$2.00
G Baking	\$3.50	\$2.50	\$2.00
H Textiles & Clothing	\$3.50	\$2.50	\$2.00
I Visual Arts	\$3.50	\$2.50	\$2.00
J Photography	\$3.50	\$2.50	\$2.00
K Antiques	\$3.50	\$2.50	\$2.00
L Floriculture	\$3.50	\$2.50	\$2.00
M Other/Booth	\$6.00	\$5.00	\$4.00
N Other/Banner	\$6.00	\$5.00	\$4.00
O Miscellaneous Contests	\$4.00	\$3.00	\$2.00
P Pets	\$3.00	\$2.50	\$2.00
Q Woodworking	\$3.50	\$2.50	\$2.00
R Parade & Float			
Classes 1 & 2	\$25.00	\$15.00	\$10.00
Classes 3-7	\$10.00	\$ 7.50	\$ 5.00

**Premiums for In-County Participants Only**

**SHERIDAN COUNTY FAIR PREMIUMS**

**4-H, FFA and SCOUTS**

<b><u>Department</u></b>	<b><u>Purple</u></b>	<b><u>Blue</u></b>	<b><u>Red</u></b>	<b><u>White</u></b>
<b>S - Animal Science</b>				
Breeding Beef	\$8.00	\$7.00	\$5.00	\$3.00
Market Steers	\$10.00	\$8.00	\$6.00	\$4.00
Dairy	\$6.00	\$5.00	\$4.00	\$3.00
Bucket Calf	\$6.00	\$5.00	\$4.00	\$3.00
Market Swine	\$6.00	\$5.00	\$4.00	\$3.00
Breeding Swine	\$6.00	\$5.00	\$4.00	\$3.00
Sheep	\$6.00	\$5.00	\$4.00	\$3.00
Goats	\$6.00	\$5.00	\$4.00	\$3.00
Horse Performance & Speed	\$6.00	\$5.00	\$4.00	\$3.00
Poultry	\$4.00	\$3.50	\$3.00	\$2.50
Rabbit	\$4.00	\$3.50	\$3.00	\$2.50
Dog	\$4.00	\$3.50	\$3.00	\$2.50
Cat	\$4.00	\$3.50	\$3.00	\$2.50
Small Pet	\$4.00	\$3.50	\$3.00	\$2.50
<b>T - Plant Science</b>				
Horticulture	\$4.00	\$3.00	\$2.00	\$1.00
Crops	\$4.00	\$3.00	\$2.00	\$1.00
Floriculture	\$4.00	\$3.00	\$2.00	\$1.00
<b>U - Family Living</b>				
Clothing & Textiles	\$4.00	\$3.00	\$2.00	\$1.00
Fashion Revue	\$4.00	\$3.00	\$2.00	\$1.00
Heritage Arts	\$4.00	\$3.00	\$2.00	\$1.00
Home Environment	\$4.00	\$3.00	\$2.00	\$1.00
Family Studies	\$4.00	\$3.00	\$2.00	\$1.00
Foods & Nutrition	\$4.00	\$3.00	\$2.00	\$1.00
Food Preservation	\$4.00	\$3.00	\$2.00	\$1.00
<b>V - Individual &amp; Community Resources</b>				
Visual Arts	\$4.00	\$3.00	\$2.00	\$1.00
Photography	\$4.00	\$3.00	\$2.00	\$1.00
<b>W - Mechanical Science / Energy Management</b>				
Small Engines	\$4.00	\$3.00	\$2.00	\$1.00
Electronics	\$4.00	\$3.00	\$2.00	\$1.00
Space Tech	\$4.00	\$3.00	\$2.00	\$1.00
Woodworking	\$5.00	\$4.00	\$3.00	\$2.00
<b>X - Natural Resources</b>				
Entomology	\$4.00	\$3.00	\$2.00	\$1.00
Forestry	\$4.00	\$3.00	\$2.00	\$1.00
Geology	\$4.00	\$3.00	\$2.00	\$1.00
Lapidary	\$4.00	\$3.00	\$2.00	\$1.00
Wildlife	\$4.00	\$3.00	\$2.00	\$1.00
Shooting Sports	\$4.00	\$3.00	\$2.00	\$1.00
<b>Y - Miscellaneous</b>				
Bicycle	\$4.00	\$3.00	\$2.00	\$1.00
Recreation	\$4.00	\$3.00	\$2.00	\$1.00
Leadership	\$4.00	\$3.00	\$2.00	\$1.00
Citizenship	\$4.00	\$3.00	\$2.00	\$1.00
Reading	\$4.00	\$3.00	\$2.00	\$1.00
Self-determined	\$4.00	\$3.00	\$2.00	\$1.00

**TABLE OF CONTENTS**

**OPEN CLASS**

General Rules .....	5
Livestock .....	8
Inventor's Class .....	8
Crops .....	8
Horticulture .....	10
Zucchini Contest .....	11
Food Preservation .....	11
Baking .....	12
Textiles & Clothing .....	13
Visual Arts .....	16
Photography .....	18
Antiques .....	19
Floriculture .....	20
Booths/Banners .....	22
Round Bale Contest .....	23
Pets .....	23
Pet Parade .....	23
Woodworking .....	23
Parade & Float Contest .....	24

**4-H, FFA & SCOUTS DIVISION**

General Rules .....	24
Food Auction .....	25
Livestock .....	26
Round Robin .....	27
Beef .....	28
Dairy .....	30
Swine .....	30
Sheep .....	31
Goats .....	31
Horse .....	33
Poultry .....	34
Rabbits .....	35
Cats .....	35
Dogs .....	36
Pets .....	37
Pet Parade .....	37
Crops .....	37
Horticulture .....	38
Floriculture .....	40
Clothing Construction .....	40
4-H Fashion Revue .....	41
Clothing Buymanship .....	42
Fiber Arts .....	44
Home Environment .....	45
Foods & Nutrition .....	46
Food Preservation .....	49
Visual Arts .....	51
Photography .....	52
Energy Management .....	54
Space Tech .....	56
Woodworking .....	60
Entomology .....	60
Forestry .....	65
Geology & Lapidary .....	67
Shooting Sports .....	69
Miscellaneous .....	70
4-H Booths & Banners .....	71
4-H Judging Contests .....	71
King & Queen Contest .....	72
Parade & Float Judging Contest .....	72
Farm Mechanics .....	72
Scouts .....	73
4-H, FFA & Scouts Premiums .....	78
Open Class Premiums .....	79

# Notes...

## SHERIDAN COUNTY FAIR BOARD

Clint Milliman, President  
Rob Farber, Vice President  
Amy Seegmiller, Secretary  
Mike Miller, Treasurer  
Cody Jacobs  
Don Pratt  
Ronnie Rietcheck  
Gina VanLoenen  
Jerry Lahnane  
Bob Schwarz  
Laurie Farber, Groundskeeper  
Patty Wildeman, Custodian

## TWIN CREEKS EXTENSION DISTRICT

**785-675-3268**

**[www.twincreeks.k-state.edu](http://www.twincreeks.k-state.edu)**

Alyssa Rippe - Livestock & Horticulture Agent  
Oberlin Office/District Director [alyssar@ksu.edu](mailto:alyssar@ksu.edu)

Patsy Maddy - 4-H Youth Development Agent  
Norton Office [pmaddy@ksu.edu](mailto:pmaddy@ksu.edu)

Jenilee Godsey - Youth Ag Agent  
Hill City Office [jenileem@ksu.edu](mailto:jenileem@ksu.edu)

Keith VanSike - Ag & Natural Resources Agent  
Norton Office [kvan@ksu.edu](mailto:kvan@ksu.edu)

Karen Shepard - FCS Agent  
Hill City Office [kshepard@ksu.edu](mailto:kshepard@ksu.edu)

Dana Geisinger - 4-H Program Assistant  
[dgeisin@ksu.edu](mailto:dgeisin@ksu.edu)

Molly Maddy - 4-H Program Assistant  
[mollymaddy@ksu.edu](mailto:mollymaddy@ksu.edu)

Shelly Holland-Hoxie Office Professional  
[sholland@ksu.edu](mailto:sholland@ksu.edu)


## 4-H CLUB LEADERS

*Angelus* - Linda Lager & Amanda Ostmeier  
*Harvesters* - Tammy Miller & Traci Bruggeman  
*Solomon Valley* - Janel Beckman, Dana Geisinger  
& Andrea Ziegler

## COMMISSIONERS

Joe Bainter      Buck Mader      Wes Bainter

## FAIR PARADE GRAND MARSHALS

Frontline Workers-  
Nurses 

# Notes...

## RULES & REGULATIONS

### OPEN CLASS

#### FORWARD

This fair is dedicated to every citizen of Sheridan County and is conducted for your education and pleasure. To raise the standard of all products of Sheridan County is our goal. We are asking every citizen to do their part by making exhibits in all classes possible. This is your fair.

#### GENERAL RULES

##### Rule I - Interpretation, Amendments and Violations

**Section 1.** The Board of Directors of the Sheridan County Fair reserves the right to interpret these rules and regulations and arbitrarily settle all questions arising in connection with the Free Fair that shall be held under the management of this board.

**Section 2.** The board reserves the right to amend or add to these rules as they, in their judgment, deem it advisable. In the event of a conflict of general and specified rules, the latter will govern.

**Section 3.** Any person who violates any general rule or special rule will forfeit all privileges and premiums and be subject to such penalty as the Fair Board may determine.

**Section 4.** In case there is not sufficient premium money to pay all premiums in full, it will be prorated.

##### Rule II - Entry Requirements

**Section 1.** All entries to the County Fair are free, but no unworthy entry will be received for exhibit.

**Section 2.** Entry for all exhibits will be completed through FairEntry, an online service located at: <https://sheridancofair.fairentry.com>

4-Hers will log in using their 4HOnline accounts. Open Class and FFA exhibitors will create an account in the FairEntry system using an e-mail address and password to enter their exhibits. Any questions or exhibitor who doesn't have access to a computer may contact the Twin Creeks District Extension Office for assistance. **All entries are due by July 9th, and exhibits must be entered as scheduled unless otherwise provided by special rules.** Exhibits shall remain in place until 8:00 a.m. on the last day of the fair but must be removed by 11:00 a.m. Permission to remove exhibits early may be granted by superintendents for extenuating circumstances. The Fair Board will, in no way, be responsible for entries left in the building after 11:00 a.m.

**Section 3.** All property entered at the fair, for any purpose, shall be subject to the control of the superintendent(s).

**Section 4.** All ribbons and awards must be left attached to the exhibit until it is released by the superintendent with the exception of livestock exhibits.

**Section 5.** All exhibits must be the result of the current year's work and the product of the exhibitor's efforts except as provided by special rules.

**Section 6.** Each exhibitor shall enter all exhibits with departmental superintendents except foods, floriculture, and horticulture the evening before the first full day of the fair. Foods, floriculture, and horticulture are to be entered the first full day of the fair by 8:45 a.m.

##### Rule III - Exhibitors' Duties and Privileges

**Section 1.** Livestock must be owned or co-owned by the exhibitor at the time of exhibiting. Any individual

may exhibit in open class competition, but only members of 4-H clubs and FFA chapters from Sheridan County may sell in the sales. Sheridan County 4-H, FFA members and open class exhibitors shall have priority over non-residents for livestock exhibiting space.

**Section 2.** The Superintendent in the Livestock Department will assign space or stalls. Exhibitors shall keep such places or stalls in clean condition at all times during the fair and clean up following the fair.

**Section 3.** Any member of the Fair Board shall have access to all premises of any character on the grounds or concessions at any time during the fair.

**Section 4.** If it be ascertained that any exhibitor has made or caused to be made any false statement in regard to any exhibit or if any exhibitor shall attempt to interfere with the judges in the performing of his duties, he shall be excluded from all competition or exhibition on the grounds of the association or any fair and any awards that he may have received may be forfeited at the direction of the board.

**Section 5.** The decision of the judges shall be final and no appeal will be considered except in cases of protest.

#### **Rule IV - Protests & Grievances**

**Section 1.** All protests shall be made to the Fair Board Secretary in writing within 4 hours after the decision of the judges, and shall be accompanied by a deposit of **\$25.00**, which will be forfeited in case the protest is not sustained. Said protest shall state plainly the cause of complaint or appeal.

**Section 2.** The Grievance Committee will be made up of the Extension Agent, Fair Board President, and one non 4-H / Fair Board member.

**Section 3.** In addition to the right of the protest herein granted exhibitors, the Fair Board reserves the right to take cognizance of fraud, consummated or attempted, in connection with an exhibit, and take action as they may deem advisable.

#### **Rule V - Powers & Liabilities of the Association**

**Section 1.** The board will use every precaution to guard against extortion in any form on fair grounds and any violations of this rule shall result in forfeiture of every privilege, contract, or money paid in, and exclusion from the grounds.

**Section 2.** The board reserves the right to remove from the grounds any exhibit, animal, concession, or show that may be falsely entered, or may be deemed unsuitable or objectionable, or to remove any sign, banner, identification mark, signature, or advertising matter of any kind which may be deemed objectionable.

**Section 3.** No diseased animal or fowl will be permitted to be exhibited or occupy space at the fair, and every precaution will be taken to enforce this rule. However, the board will not be responsible for any loss or damage that may be sustained by anyone through violation of this rule.

**Section 4.** No claim for any injury to any person or property shall be asserted or suit instituted or maintained against the Fair Board, its officers or agents, representatives, servants or employees on behalf of any person, corporation or firm as a result of damage or loss sustained on the grounds of this fair.

#### **Rule VI - Premiums and Awards**

**Section 1.** The following Danish Ribbon System shall be used in designating awards in Open Class:

Excellent Rating.....Purple  
Very Good Rating.....Blue  
Good Rating.....Red

- Class 96. Leather Craft
- Class 97. Leather Work, Tooled
- Class 98. Macramé
- Class 99. Needle Craft, Crochet
- Class 100. Needle Craft, Cross Stitch
- Class 101. Needle Craft, Knitting
- Class 102. Needle Craft, Quilting
- Class 103. Needle Craft, Other
- Class 104. Metal Work
- Class 105. Miscellaneous
- Class 106. Models, Airplanes: Wood or Plastic
- Class 107. Models, Ship: Wood or Plastic
- Class 108. Models, Space Age Object: Wood or Plastic
- Class 109. Models, Papier-mâché
- Class 110. Models, Pinewood Derby Car
- Class 111. Models, Space Derby Ship
- Class 112. Party Decoration
- Class 113. Plaster Casting, Commercial Mold
- Class 114. Plaster Casting, Nature
- Class 115. Photography
- Class 116. Poster
- Class 117. Puppet
- Class 118. Sculpture, Clay
- Class 119. Sewing, Clothes
- Class 120. Sewing, Doll clothing
- Class 121. Sewing, Pillow or Bag
- Class 122. Sewing, Other
- Class 123. Stamp Printing
- Class 124. Toys
- Class 125. Wall Decoration
- Class 126. Scrapbook, Personal or Troop
- Class 127. String Art
- Class 128. Tin Can Craft
- Class 129. Weaving or Caning
- Class 130. Wall Plaque
- Class 131. Wood Craft
- Class 132. Wood Working
- Class 133. Troop Project
- Class 134. First Aid Kit

#### **County Commissioner Cookie Jar**

Size of glass jar should be one gallon. Decoration of jar counts for 25%. Jar must be completely full with at least five different kinds of cookies made from scratch and individually wrapped. Bring one sample of each cookie on a plate. Identify the exhibit in a way that judge will not need to open the jar. The winning cookie jar will be presented to the Sheridan County Commissioners at the Food Auction. (The Champion entry will be selected from the Open Class, Scout Class and 4-H Class combined for one Champion entry.

Class 135. Individual, Family or Club

Grand Champion Cookie Jar, Rosette

Class 33. Needle Craft, Cross Stitch  
 Class 34. Needle Craft, Knitting  
 Class 35. Needle Craft, Quilting  
 Class 36. Needle Craft, Other  
 Class 37. Metal Work  
 Class 38. Miscellaneous  
 Class 39. Models, Airplanes: Wood or Plastic  
 Class 40. Models, Ship: Wood or Plastic  
 Class 41. Models, Space Age Object: Wood or Plastic  
 Class 42. Models, Papier-mâché  
 Class 43. Models, Pinewood Derby Car  
 Class 44. Models, Space Derby Ship  
 Class 45. Party Decoration  
 Class 46. Plaster Casting, Commercial Mold  
 Class 47. Plaster Casting, Nature  
 Class 48. Photography  
 Class 49. Poster  
 Class 50. Puppet  
 Class 51. Sculpture, Clay  
 Class 52. Sewing, Clothes  
 Class 53. Sewing, Doll Clothing  
 Class 54. Sewing, Pillow or Bag  
 Class 55. Sewing, Other  
 Class 56. Stamp Printing  
 Class 57. Toys  
 Class 58. Wall Decoration  
 Class 59. Scrapbook, Personal or Troop  
 Class 60. String Art  
 Class 61. Tin Can Craft  
 Class 62. Weaving or Caning  
 Class 63. Wall Plaque  
 Class 64. Wood Craft  
 Class 65. Wood Working  
 Class 66. Troop Project  
 Class 67. First Aid Kit

## BOY SCOUTS

**T - Tiger Cub Scouts**  
**C - Cub Scouts**  
**W - Webelos**  
**B - Boy Scouts**  
**E - Explorer Scouts**  
**A - Adventurers**

Class 68. Art Work, Charcoal Drawing  
 Class 69. Art Work, Crayon  
 Class 70. Art Work, Ink  
 Class 71. Art Work, Kit  
 Class 72. Art Work, Oil Painting  
 Class 73. Art Work, Water Color  
 Class 74. Basketry  
 Class 75. Beadwork  
 Class 76. Carving  
 Class 77. Centerpieces  
 Class 78. Ceramics, Commercial Mold  
 Class 79. Ceramics, Hand-Molded  
 Class 80. Collections, Nature  
 Class 81. Collections, Other  
 Class 82. Craft Sticks  
 Class 83. Decoupage  
 Class 84. Design, Original  
 Class 85. Games  
 Class 86. God's Eyes  
 Class 87. Gifts Made for Others  
 Class 88. Holiday Decorations, Christmas  
 Class 89. Holiday Decorations, Other  
 Class 90. Jewelry  
 Class 91. Indian Lore, Costume  
 Class 92. Indian Lore, Headdress  
 Class 93. Indian Lore, Accessories  
 Class 94. Kitchen Decoration for Gadget  
 Class 95. Latch work

Rosettes will be awarded for Grand Champion and Reserve Champion. These ribbons will be attached only by the superintendent(s).

**Section 2.** All exhibits will receive a ribbon and the judges shall award 1st, 2nd and 3rd premium according to the merits of the articles, and no premium shall be awarded to an unworthy exhibit, nor to those incorrectly entered.

**Section 3.** No prize will be awarded on articles not mentioned in this fair book.

**Section 4.** No awards will be presented by the Sheridan County Fair Board other than ribbons and premiums unless stated otherwise. All premiums will be paid as soon as possible after awards are made. In paying premiums the superintendent's record will be evidence of award. ***Checks must be cashed within 60 days of issue date.***

**Section 5.** In open competition, ribbons and premiums shall be awarded to 1st, 2nd and 3rd place exhibits as listed under each department. Champion ribbons will be awarded to Champions only when specified on the premium list. In all competition, champion rosettes will only be awarded when 3 or more exhibits are entered or at the discretion of the judge.

**Section 6.** Open Class Exhibitors will receive a \$50 maximum premium check per person regardless of number of entries. **No out of county premium monies will be awarded.**

## Rule VII - Miscellaneous

**Section 1.** All rights that are applicable shall be made a part of all contracts made with concessionaires.

**Section 2.** All winning agricultural exhibits at the county fair may become the property of the Fair Board and for the purpose of making a county exhibit at the State Fair. At close of the State Fair, the original owners may retrieve their exhibits, if desired, by arranging pick-up with the Extension Office before exhibits are taken to the State Fair.

**Section 3.** A superintendent(s) shall be appointed for each department, whose duty it shall be to receive the exhibits, properly classify them, and to assist the judges.

## GENERAL REGULATIONS OPEN CLASS

**Rule 1.** This department is open to any person subject to special rules for each class.

**Rule 2.** No exhibitor may enter more than 3 entries per class. Livestock may enter 1 entry per class.

**Rule 3.** Entries in the 4-H, FFA, and Scouts Department shall not be entered in open class.

**Rule 4.** Entries displayed should not have been displayed at any other previous Sheridan County Fair.

**Rule 5.** Age groups for all Open Class entries will be as follows unless otherwise stated in a department:

### For Champion Awards:

#### Youth

**A - should be used for anyone age 6 and under**

**B - should be used for anyone ages 7 to 12**

**C - should be used for ages 13 to 18**

#### Adults

**D - should be used for adults up to age 65**

**E - should be used for adults 65 or older**

## DEPARTMENT A - HORSE

No Open Class Horse Show during the Fair.

## DEPARTMENT B - LIVESTOCK

Contact the Extension Office for rules concerning open class beef, dairy, bucket calves, swine, sheep, goats, poultry and rabbits. For information regarding entries for open classes of small animals including dogs, cats, rabbits and other small pets, please refer to the 4-H guidelines in this booklet or contact the Twin Creeks District - Hoxie Office.

### Open Class Youth Showmanship

**Rule 1.** Judging will be on the following criteria:

- A. Overall grooming appearance (clean, brushed, and not requiring to be trimmed)
- B. Ease at which participant has worked with halter broken, can lead and control the animal
- C. General knowledge (shots, feed, etc.)

- Class 1. Open Class Bucket-Fed Calf
- Class 2. Open Class Swine
- Class 3. Open Class Sheep
- Class 4. Open Class Goat
- Class 5. Open Class Poultry
- Class 6. Open Class Rabbit
- Class 7. Open Class Cat
- Class 8. Open Class Dog

## DEPARTMENT C - INVENTOR'S CLASS

**Rule 1.** Open to all Sheridan County citizens.

**Rule 2.** All exhibits must be clean and in presentable condition for show purposes.

**Rule 3.** A sign on a steel post or sign in front of each piece of equipment with the name of the individual on it will be appreciated.

**Rule 4.** The project should have been constructed by the exhibitor.

- Class 1. Livestock equipment
- Class 2. Field equipment
- Class 3. Trailer
- Class 4. Shop equipment
- Class 5. Household inventions or construction
- Class 6. Miscellaneous inventions or construction

## DEPARTMENT D - CROPS

**Rule 1.** All exhibits must have been harvested since the previous fair. Superintendents may divide classes of previous fall ears and heads from the current ears and heads.

**Rule 2.** Exhibits shall consist of the following: Corn and sorghum need 10 ears, heads or stalks; Sunflowers need 3 heads

**Rule 3.** Crop variety must be named on the exhibit tag along with exhibitor's name but any advertising shall not be displayed.

**Rule 4.** You may want to use a Styrofoam tube (up to 3" in diameter) in the center of your gallon jar.

### Dryland

- Class 1. Corn, white ears
- Class 2. Corn, yellow ears
- Class 3. Corn, white, stalks
- Class 4. Corn, yellow, stalks
- Class 5. Grain sorghum, heads
- Class 6. Forage sorghum, heads
- Class 7. Forage sorghum, not hybrid, heads
- Class 8. Grain sorghum, stalks
- Class 9. Forage sorghum, stalks
- Class 10. Forage sorghum, not hybrid, stalks
- Class 11. Sunflowers, oil heads
- Class 12. Sunflowers, confectionery
- Class 13. Wheat, sheaf

**Rule 2.** All exhibits must be clean and in presentable condition for show purposes.

**Rule 3.** A sign on a steel post in front of each piece of equipment with the exhibitor's name on it will be appreciated.

**Rule 4.** The projects may be constructed at home or in school shops.

**Rule 5.** The projects must have been constructed since August of previous year.

### Vo-Ag I

Class 1. Individual Display: This class shall consist of exhibits or displays by individuals showing farm mechanics skills. No more than 2 articles per person can be exhibited in this class. The student will be enrolled in Vo-Ag I and cannot be beyond the 10<sup>th</sup> grade.

### Vo-Ag II

Class 2. Individual Display: This class shall consist of exhibits or displays by individuals showing farm mechanics skills. No more than 2 articles per person can be exhibited in this class.

Grand Champion Farm Mechanics, Rosette  
Reserve Champion Farm Mechanics, Rosette

## DEPARTMENT EE—SCOUTS

**Rule 1.** Classes are open to all Sheridan County Scouts.

**Rule 2.** Collections are to be mounted, labeled and new additions dated.

**Rule 3.** All pictures, posters, and photographs are to be mounted and ready to hang.

**Rule 4.** Use the following letters immediately after the class number for the various Scout divisions. Enter any entries in the level you were registered during the year.

### GIRL SCOUTS

#### B-Brownie

#### J-Junior Girl Scouts

#### C-Cadet Girl Scouts

#### S-Senior Girl Scouts

- Class 1. Art Work, Charcoal Drawing
- Class 2. Art Work, Crayon
- Class 3. Art Work, Ink
- Class 4. Art Work, Kit
- Class 5. Art Work, Oil painting
- Class 6. Art Work, Water Color
- Class 7. Basketry
- Class 8. Beadwork
- Class 9. Carving
- Class 10. Centerpieces
- Class 11. Ceramics, Commercial Mold
- Class 12. Ceramics, Hand-Molded
- Class 13. Collections, Nature
- Class 14. Collections, Other
- Class 15. Craft Sticks
- Class 16. Decoupage
- Class 17. Design, Original
- Class 18. Games
- Class 19. God's Eyes
- Class 20. Gifts Made for Others
- Class 21. Holiday Decorations, Christmas
- Class 22. Holiday Decorations, Other
- Class 23. Jewelry
- Class 24. Indian Lore, Costume
- Class 25. Indian Lore, Headdress
- Class 26. Indian Lore, Accessories
- Class 27. Kitchen Decoration for Gadget
- Class 28. Latch Work
- Class 29. Leather Craft
- Class 30. Leather Work, Tooled
- Class 31. Macramé
- Class 32. Needle Craft, Crochet



- Class 1. Junior Division (age 13 and under)  
 Class 2. Senior Division (age 14 and over)

### **Photography Judging Contest**

**Rule 1.** Any 4-H member is eligible to participate. Each 4-H member will enter as an individual.

**Rule 2.** Junior, Intermediate, and Senior Division awards will be provided for the top 3 individuals in each division. Winners will receive medals.

- Class 3. Junior Division (age 7 to 9 years)  
 Class 4. Intermediate Division (age 10 to 13 years)  
 Class 5. Senior Division (age 14 and older)

### **Livestock Judging Contest**

**Rule 1.** Any 4-H member is eligible to participate. Each 4-H member will enter as an individual.

**Rule 2.** Junior and Senior Division awards will be provided for the top 3 individuals in each division. Winners will receive medals.

- Class 6. Junior Division (age 13 and under)  
 Class 7. Senior Division (age 14 and over)

## **DEPARTMENT BB—4-H KING & QUEEN CONTEST**

Raeann Farber, Kathryn Tremblay, Dana Geerdes  
 Superintendents

**Rule 1.** 4-H member must be 12 years of age as of January 1<sup>st</sup> of the current year.

**Rule 2.** Have 3 or more years of 4-H work.

**Rule 3.** 4-H clubs will select their King and Queen candidates.

**Rule 4.** Candidates must complete an application (available at the Extension Office) and a 1 page essay stating what they have achieved in 4-H, and/or what 4-H means to them. This must be submitted to the Extension Office 1 week before the Style Revue and Clothing Judging.

**Rule 5.** Candidates must be present at the 4-H Public Style Revue to be interviewed and to receive awards.

**Rule 6.** Previous 4-H King and Queen winners are allowed to run again as long as they are not running in a consecutive year after winning.

**Rule 7.** 4-H King and Queen winners will each receive \$50, each 1<sup>st</sup> runner-up will receive \$25, and 2<sup>nd</sup> runner-up in each category will receive \$10. Prizes are provided by Sheridan County Fair Board.

- Class 1. King Contestant  
 Class 2. Queen Contestant

## **DEPARTMENT CC—PARADE & FLOAT CONTEST**

**Rule 1.** Cash awards will be awarded.

**Rule 2.** Entries will either complete an entry exhibit tag which can be picked up at the Extension Office and returned prior to the parade, or enter online:  
<http://sheridancountyfair.fairentry.com>

- Class 1. 4-H Floats  
 Class 2. Costumed Walkers and Skaters  
 Class 3. Decorated Bicycles and Tricycles  
 Class 4. Antique Vehicle  
 Class 5. Best-Dressed Girl  
 Class 6. Best-Dressed Boy

## **DEPARTMENT DD—FARM MECHANICS**

Jordan Ostmeyer, Superintendent

**Rule 1.** Entries shall be open to 4-H and FFA members and vocational agriculture students in Sheridan and adjoining counties.

### **Irrigated**

- Class 14. Corn, white ears  
 Class 15. Corn, yellow ears  
 Class 16. Corn white, stalks  
 Class 17. Corn yellow, stalks  
 Class 18. Grain sorghum, heads  
 Class 19. Forage sorghum, heads  
 Class 20. Forage sorghum, not hybrid, heads  
 Class 21. Grain sorghum, stalks  
 Class 22. Forage grain, stalks  
 Class 23. Forage sorghum, not hybrid, stalks  
 Class 24. Sunflowers, oil, heads  
 Class 25. Sunflowers, confectionery  
 Class 26. Wheat, sheaf

### **Small Grains & Seeds**

Exhibit in 1 gallon jar. Varieties must be named.

### **Wheat**

- Class 27. Eagle, Larned, Scout  
 Class 28. TAM (all numbers)  
 Class 29. Newton  
 Class 30. Hawk  
 Class 31. All other varieties  
 Class 32. All hybrids

### **Other Crop Seeds**

- Class 33. Alfalfa Seed  
 Class 34. Barley, winter  
 Class 35. Barley, spring  
 Class 36. Oats  
 Class 37. Pinto Beans  
 Class 38. Rye  
 Class 39. Soybeans  
 Class 40. Other

### **Hay**

Class 41. Alfalfa Hay (Exhibit to consist of one flake or slice from a rectangular bale, or a 10" section cut from a round bale. Flake or slice should be approximately 6" in thickness and tied in two directions. Variety must be named.)

### **Sugar Beets**

Class 42. Sugar Beets (2 beets)  
 Champion entry selected by the judge will receive a Rosette in each age group if deserved.

## DEPARTMENT E - HORTICULTURE

**Rule 1.** Vegetables & fruits must be on heavy paper plates covered with a plastic bag. Superintendent(s) will remove the plastic bag before the judging. If entering Irish potatoes or Onions please do not wash or skin exhibits and place Irish potatoes in a small, open box without a plastic covering. (Refer to Extension Bulletin C - 405 "Exhibiting Fruits and Vegetables", available from the Extension Office)

### Fruits

- Class 1. Apples (plate of 5)
- Class 2. Apricots (plate of 5)
- Class 3. Blackberries (1 cup)
- Class 4. Cherries (plate of 10)
- Class 5. Grapes (3 bunches)
- Class 6. Other fruit
- Class 7. Peaches (plate of 5)
- Class 8. Pears (plate of 5)
- Class 9. Plums (plate of 5)
- Class 10. Raspberries (1 cup)
- Class 11. Strawberries (1 cup)

### Vegetables

- Class 12. Irish Potatoes, White (exhibit 5)
- Class 13. Irish Potatoes, Red (exhibit 5)
- Class 14. Onions, Red (plate of 5)
- Class 15. Onions, White (plate of 5)
- Class 16. Onions, Yellow (plate of 5)
- Class 17. Beans, Green (1 dozen)
- Class 18. Beans, Lima (1 dozen)
- Class 19. Beans, Wax (1 dozen)
- Class 20. Beets (5)
- Class 21. Broccoli (1)
- Class 22. Brussels Sprouts (5)
- Class 23. Cabbage (1 head)
- Class 24. Cantaloupe (1)
- Class 25. Carrots, Long (5)
- Class 26. Carrots, Short (5)
- Class 27. Cauliflower (1 head)
- Class 28. Cucumbers, Pickling (5)
- Class 29. Cucumbers, Green Slicers (5)
- Class 30. Eggplant (1)
- Class 31. Garlic (5 bulbs)
- Class 32. Gourds (1 large or 5 small)
- Class 33. Head Lettuce (1 head)
- Class 34. Herbs (5)
- Class 35. Kohlrabi (5)
- Class 36. Mint (5)
- Class 37. Novelty Class (1 to 6)
- Class 38. Okra (5)
- Class 39. Other (1 large or 5 small)
- Class 40. Peas (5 pods)
- Class 41. Peppers, Banana (5)
- Class 42. Peppers, Bell (5)
- Class 43. Peppers, Sweet (5)
- Class 44. Peppers, Hot (5)
- Class 45. Peppers, Jalapeno (5)
- Class 46. Pumpkin, Sweet (1)
- Class 47. Pumpkin, Field (1)
- Class 48. Rhubarb (10 stalks)
- Class 49. Squash, Hubbard (1)
- Class 50. Squash, Table Queen or Acorn (1)
- Class 51. Squash, Cushaw (1)
- Class 52. Squash, Summer (any variety)
- Class 53. Squash, Winter (any variety)
- Class 54. Squash, Butternut (1)
- Class 55. Sweet Corn, (5 ears - shucks on)
- Class 56. Tomatoes, Red (5)
- Class 57. Tomatoes, Pear (5)
- Class 58. Tomatoes, Cherry (12)

**Rule 1.** Craft Made at 4-H Sponsored Camps (NW County Camp, Project Learning Day, Day Camp, etc.)

\*Class 13. Day Camp Craft

## DEPARTMENT Z—BOOTHS & BANNERS

Shirley Popp Toby Korte, Carter Beckman,  
& Isabella Ostmeier, Superintendents

### 4-H Booths

**Rule 1.** Each booth should illustrate & promote work

**Rule 2.** Each club is to label its booth, showing the name of the club.

**Rule 3.** Each club is limited to one booth. All materials are to be furnished by the club.

**Rule 4.** Booth size is 6' wide, 6'-8' deep. Space will be assigned by the superintendent.

**Rule 5.** Each booth should illustrate a phase of 4-H work which is being practiced by boys and girls in 4-H or promote 4-H generally.

### Score Card for Judging Booths

Educational value.....	40%
Interest and Originality.....	20%
Appearance.....	20%
Quality of Displayed Material.....	20%

\*Class 1. 4-H Club Booth

Grand Champion 4-H Booth, Rosette  
Reserve Champion 4-H Booth, Rosette

### 4-H Banners

**Rule 1.** A 4-H Club may prepare a 4-H banner.

**Rule 2.** Each banner should illustrate a phase of 4-H work which is being practiced by boys and girls in 4-H or promote 4-H generally.

**Rule 3.** The 4-H Club Display (individual or group) should avoid using copyrighted materials whenever possible by originating his/her own work.

**Rule 4.** Banners are a two dimensional display, that depict one idea. (Guidelines are listed below)

**Rule 5.** Dimensions are to be no less than 12' and no more than 16 square feet, with no sides less than 3'.

**Rule 6.** Banners must be hung on a rod that is strong enough to support the banner. On each end of the banner there should be a wire or chain 6" long. One end of the wire will be fastened to its end of the rod. The other end will be connected to an "S" hook which will permit the banner to be hung from a suspended wire.

**Rule 7.** Banners should be made of materials that permit the banner to be folded or rolled without damaging the display. Three dimensional objects may not be attached to the front of the banner.

**Rule 8.** A label is to be attached to the front lower left-hand corner of the banner (facing banner). It should list the name of the club and the county. Letters should be 2" in height.

\*Class 2. 4-H Banner

Grand Champion 4-H Banner, Rosette  
Reserve Champion 4-H Banner, Rosette

## DEPARTMENT AA—4-H JUDGING CONTESTS

### Life Skills Judging Contest

**Rule 1.** Any 4-H member is eligible to participate. Each 4-H member will enter as an individual. Classes will be judged in Foods & Nutrition, Clothing & Textiles, Home Furnishing, and Consumerism, etc.

**Rule 2.** Junior and Senior Division awards will be provided for the top 3 individuals in each division. Winners will receive medals.

- \* Is the idea presented clearly, simply, forcefully?  
Interest, Holding Power.....15 points
- \* Does the exhibit give the observer additional facts in a clear, concise, and informative way?  
4-H Project Application.....15 points
- \* Is the subject matter an effective showcase?  
Mechanical Power.....5 points
- \* Correct letter size, pleasing color combination, appropriate symbols, and models used?  
Personal Growth.....25 points
- \* How much knowledge was gained by exhibitor?  
Educational Value.....25 points
- \* Knowledge effectively shared?  
Total.....100 points

**Rule 11.** Posters will be judged on the following points:

- Stopping Power.....30 points
- Interest, Holding Power.....30 points
- 4-H Project Application.....25 points
- Mechanical Power.....15 points
- Total.....100 points

Class 34. Educational Display. Must be directly related to the 4-H Shooting Sports Project

Class 35. Promotional Poster. Must promote 4-H Shooting Sports

Class 36. Notebook - Contents pertain to some phase, results, story or information about 4-H Shooting Sports.

Grand Champion Shooting Sports, Rosette  
Reserve Champion Shooting Sports, Rosette

## DEPARTMENT Y—MISCELLANEOUS

Jordan Ostmeyer, Superintendent

**Rule 1.** Poster must be 22"x 30". On the back of the poster, mark the upper right-hand corner with 4-H'ers name, age (as of Jan. 1<sup>st</sup> of the current year), address, and county. If exhibit is a display, maximum size cannot exceed a standard commercial 3'x 4' tri-fold display board.

**Rule 2.** Judging criteria will be based on major theme or focus, attractiveness, appropriateness, and creativity.

### Bicycle

\*Class 1. Notebook, Poster, or Educational Display

### Recreation

\*Class 2. Notebook, Poster, or Educational Display

### Leadership

\*Class 3. Notebook, Poster, or Educational Display

### Citizenship

\*Class 4. Notebook, Poster, or Educational Display

### Reading

\*Class 5. Notebook, Poster, or Educational Display

### All Other Projects

\*Class 6. Notebook, Poster, or Educational Display

### Self-Determined

- \*Class 7. Agricultural and Related Areas, Single Exhibit
- \*Class 8. Family and Consumer Science and Related Areas, Single Exhibit
- \*Class 9. Other Single Exhibit

### 4-H Notebooks

- Class 10. Reporter's Book
- Class 11. Secretary's Book
- Class 12. Historian's Book

Grand Champion Miscellaneous  
Rosette in each category (Jr.Division & Sr.Division)  
Reserve Champion Miscellaneous  
Rosette in each category (Jr.Division & Sr.Division)

### Day Camp

Class 59. Tomatoes, Yellow (5)

Class 60. Turnips (5)

Class 61. Zucchini (1)

Class 62. Collection of at least 5 kinds of vegetables with not more than 2 varieties of any 1 standard vegetable. Each variety or kind must include the same number of specimens as required in the open class.

Champion entry selected by the judge will receive a Rosette in each age group if deserved.

### Zucchini Contest

Class 63. Look-Alike: Dress your zucchini to look like you and include a color picture of yourself.

Class 64. Toy: Make a toy using a zucchini

Class 65. Longest Zucchini

Class 66. Largest Zucchini by Weight

## DEPARTMENT F - FOOD PRESERVATION

Rhonda Gaede, Roberta Shipley,  
Dalene Babcock, Kathryn Tremblay, Linda Lager  
& Jacqui Haffner, Superintendents

**Rule 1.** All exhibits will be in standard containers.

**Rule 2.** Place label on bottom of each exhibit; show class, name of product, and method of processing. Label template may be found at:

[http://www.kansas4-h.org/events-activities/fairs/kansas-state-fair/docs/foods-and-nutrition/Foods\\_Label.pdf](http://www.kansas4-h.org/events-activities/fairs/kansas-state-fair/docs/foods-and-nutrition/Foods_Label.pdf)

**Rule 3.** All exhibits shall consist of 1 jar of product.

**Rule 4.** Recommended methods of processing must be used. Check available bulletins at the Extension Office.

**Rule 5.** Sealing rings must be removable and clean.

**Rule 6.** Canned food must be from previous fall or current year.

### Fruits

Class 1. Apples

Class 2. Apricots

Class 3. Cherries

Class 4. Peaches

Class 5. Pears

Class 6. Plums

Class 7. Strawberries

Class 8. Applesauce

### Vegetables

Class 9. Beans, Green or Wax

Class 10. Miscellaneous

Class 11. Tomato Juice

Class 12. Tomatoes

### Meats

Class 13. Beef

Class 14. Other

### Pickles & Relishes

Class 15. Dill Pickles

Class 16. Fruit Pickles

Class 17. Pickled Beets

Class 18. Sour Pickles

Class 19. Sweet Pickles

Class 20. Vegetable Pickles

Class 21. Vegetable Relish

Class 22. Catsup Sauce

Class 23. Chili Sauce

Class 24. Pizza Sauce

Class 25. Spaghetti Sauce

Class 26. Bar-B-Q Sauce

Class 27. Salsa

### Jellies, Preserves, Etc.

Class 28. Apple Jelly

Class 29. Wild Plum Jelly

Class 30. Chokecherry Jelly

Class 31. Grape Jelly  
 Class 32. Other Jelly  
 Class 33. Apricot Jam  
 Class 34. Peach Jam  
 Class 35. Rhubarb Jam  
 Class 36. Other Jam  
 Class 37. Marmalades  
 Class 38. Preserves

### Drying

Class 39. Hiking Meal (4-5 dried foods about  $\frac{1}{2}$  to  $\frac{3}{4}$  cup)  
 Class 40. Fruit Leather (any one flavor, 3 rolled pieces about 4" - 6" long)  
 Class 41. Dried Fruit (about  $\frac{1}{2}$  to  $\frac{3}{4}$  cup)  
 Class 42. Dried Vegetable (about  $\frac{1}{2}$  to  $\frac{3}{4}$  cup)  
 Class 43. Jerky (3 pieces, approximately 1" in width by 3" in length)  
 Class 44. Herbs

Champion entry selected by the judge will receive a Rosette in each age group if deserved.

### DEPARTMENT G - BAKING

**Rule 1.** All food exhibits shall be placed in clear plastic bags with exhibit tags outside and sealed securely (except decorated cakes which may be covered with plastic wrap). Place on 6" paper plate or cardboard, cut to fit.

**Rule 2.** All cookies shall be placed on 6" paper plate and placed inside plastic bag.

**Rule 3.** Recipe and source must accompany all International food classes.

**Rule 4.** Products not used for display will be sold at the Food Auction unless they are picked up before 3:30 pm or prior arrangements have been made with superintendents.

### Bread

Class 1. Biscuits (3)  
 Class 2. Corn Bread  
 Class 3. Bread, International  
 Class 4. Doughnuts, Cake (3)  
 Class 5. Doughnuts, Raised (2)  
 Class 6. French, Standard Loaf  
 Class 7. Muffins (3)  
 Class 8. Quick Bread  
 Class 9. Rolls, International (3)  
 Class 10. Rolls, Yeast (3)  
 Class 11. Rolls, Sweet (3)  
 Class 12. Homegrown Grain Breads  
 Class 13. White, Standard Loaf  
 Class 14. Dark, Standard Loaf  
 Class 15. Bread Machine Bread

### Cake

Class 16. Modified Sponge (Angel Food), Unfrosted  
 Class 17. Butter (Chocolate, White, or Spice), Frosted or Unfrosted  
 Class 18. International Cake, Frosted or Unfrosted  
 Class 19. Chiffon, Unfrosted  
 Class 20. Sponge (Yellow), Unfrosted

### Decorated Cakes

**Rule 1.** Only the decorations will be judged.

**Rule 2.** Decorate dummies (pans, Styrofoam, etc.) or a real cake.

**Rule 3.** Cake shall not exceed 28" in height and 28" in length placed on a board of an appropriate size accordingly.

Class 21. Birthday Cake  
 Class 22. Wedding Cake  
 Class 23. Special Occasion  
 Class 24. Other

Educational Value.....25 points

\* Knowledge effectively shared?

*Note: Credit all citations, websites or other resources used in creating your exhibit.*

**Rule 6.** Posters will be judged on the following points:

General Appearance.....30 points

Information.....50 points

Organization.....20 points

Class 30. Notebook - Contents pertain to a phase, results, story, or information about the Wildlife Project.

Class 31. Educational Poster- Must be related to something learned in the Wildlife Project. (Poster board or foam board limited to no larger than 22"x 30")

Class 32. Educational Display- Must be directly related to the Wildlife Project.

Class 33. Taxidermy/Tanning Exhibit- Should include an attachment that shows the work in progress through photos with captions, or a detailed journaling of the process.

Grand Champion Wildlife, Rosette

Reserve Champion Wildlife, Rosette

### Shooting Sports

**Rule 1.** A member may make only one entry in this division.

**Rule 2.** Exhibits in this division are open to educational or promotional posters. Follow copyright laws as explained in the General Rules as you are preparing your exhibit. Take care to select durable materials to withstand fair conditions. Entries will prominently incorporate the 4-H Clover with KSRE branding and should include the Kansas 4-H Shooting Sports emblem. Failure to do so will penalize entry one ribbon color.

**Rule 3. Educational Display:** must be the standard tri-fold board ONLY, must not exceed standard tri-fold: 3'x4'; no additional table space available for promotional brochures or display items; content not to exceed display board borders. Failure to follow size limitations will penalize entry one ribbon color.

**Rule 4. Promotional Posters:** must be flat and no larger than 22"x30"; content not to exceed display board borders; Failure to follow size limitations will penalize entry one ribbon color. Posters will be displayed on wall.

**Rule 5. Notebooks** – must be displays in a 8 ½ x 11, 3-ring binder.

THE EXHIBIT SIZE RULE WILL BE STRICTLY ENFORCED! Exhibits exceeding the size guidelines will be penalized one ribbon color.

**Rule 6.** EXHIBITORS MUST COMPLY WITH STATE AND FEDERAL LAWS AND KANSAS STATE FAIR MANAGEMENT POLICIES. **No "live" ammunition containing propellant or explosive powders may be used in any display!** An inert substitution must be used in lieu of powder and "live" ammunition. The substitution must be clearly described on the back of the poster, display or in a notebook. Please remember that neither the Sheridan County Fair nor the department of 4-H Youth Development, Kansas State University Research and Extension are liable for the loss or damage of any personal property included as part of your poster, display or notebook.

**Rule 7.** Name, county or district, age and year in project should be on the front of the poster, display or notebook.

**Rule 8.** Exhibits will only be accepted from Extension Units with 4-H Certified Shooting Sports Programs.

**Rule 9.** Exhibits will not be accepted if they are related to reloads.

**Rule 10.** Educational displays and posters will be judged on the following points:

Stopping Power.....15 points

\* Is the main idea specific?

rock, archeological artifacts, or Native American artifacts. Exhibit limited to 4' of table space. Care should be taken to use durable materials that will withstand fair conditions. Exhibitor may show in this class regardless of number of times he or she has exhibited at State Fair or whether exhibitor has entries in other Geology classes. Exhibitor may also exhibit in Lapidary class.

Grand Champion Geology, Rosette  
Reserve Champion Geology, Rosette

### Lapidary

Lapidary will be judged on the following criteria:

Workmanship & Content.....60 points  
Presentation & Showmanship.....30 points  
Accuracy of Information.....10 points

Class 28. Display at least 30 stones and minerals that will cut or polish. Five of the specimens must be collected by the member from a native site (not limited to Kansas). Polish 15 of the gemstones by tumbling. Label them giving identification of material, county where they were collected, and state or country of origin for non-Kansas material.

Class 29. Exhibit at least 6 gemstones and minerals that have received lapidary treatment. Lapidary treatment may consist of tumbling, polishing an end or face, or flat lapping. Specimens must represent at least 3 different gemstones and minerals, and include at least 3 cabochons of any size or shape. Three of the specimens must be mounted. Label specimens as appropriate including the locality (state) where originated. Exhibitor may also exhibit in any other Geology class.

Grand Champion Lapidary, Rosette  
Reserve Champion Lapidary, Rosette

### Wildlife

**Rule 1.** A member may make only 1 entry in each class.

**Rule 2.** Types of exhibits in this division are open to educational or creative displays, educational posters or notebooks. Follow copyright laws as explained in the General Rules as you are preparing your exhibit. Take care to select durable materials to withstand fair conditions. No card table exhibits are allowed. If the exhibit is a poster, it must not be larger than 22"x 30". If the exhibit is a display, maximum size is a standard commercial 3'x 4' tri-fold display board.

**Rule 3.** Exhibitors must comply with state and federal laws. It is illegal to possess threatened or endangered wildlife, or the feathers, nests, or eggs of non-game birds. Game birds and game animals taken legally during an open season may be used. The use of live wild animals in educational exhibits is prohibited.

**Rule 4.** Exhibitor's name, county or district, age, and year in the project should be displayed in a prominent location on the exhibit.

**Rule 5.** Notebooks and displays will be judged on the following points:

Stopping Power.....15 points  
\* Is the main idea specific?  
\* Is the idea presented clearly, simply, forcefully?  
Interest, Holding Power.....15 points  
\* Does the exhibit give the observer additional facts in a clear, concise, and informative way?  
4-H Project Application.....15 points  
\* Is the subject matter an effective showcase?  
Mechanical Power.....5 points  
\* Correct letter size, pleasing color combination, appropriate symbols, and models used?  
Personal Growth.....25 points  
\* How much knowledge was gained by exhibitor?  
\* Was enthusiasm shown?

### Cookies & Pies

Class 25. Molded Cookies (3)  
Class 26. Party Cookies (3)  
Class 27. Drop Cookies (3)  
Class 28. Rolled Cookies (3)  
Class 29. Bar Cookies, Frosted or Unfrosted (3)  
Class 30. International (3)  
Class 31. Candy Pies  
Class 32. Two-Crust Pie  
Class 33. Recipe File with 5 Recipes  
Class 34. Other

### County Commissioner Cookie Jar

Size of glass jar should be one gallon. Decoration of jar counts for 25%. Jar must be completely full with at least five different kinds of cookies made from scratch and individually wrapped. Bring one sample of each cookie on a plate. Identify the exhibit in a way that judge will not need to open the jar. The winning cookie jar will be presented to the Sheridan County Commissioners at the Food Auction. (The Champion entry will be selected from the Open Class, Scout Class and 4-H Class combined for one Champion entry. Champion will receive a rosette.

Class 35. Individual or Family

## DEPARTMENT H - TEXTILES & CLOTHING

### Quilts

Class 1. Appliquéd, Non-professionally machine-quilted  
Class 2. Appliquéd, Professionally machine-quilted  
Class 3. Appliquéd, Hand-quilted  
Class 4. Appliquéd, Tied  
Class 5. Embroidered, Non-professionally machine-quilted  
Class 6. Embroidered, Professionally machine-quilted  
Class 7. Machine Embroidered, Professionally machine-quilted  
Class 8. Embroidered, Hand-quilted  
Class 9. Embroidered, Tied  
Class 10. Machine-Pieced, Non-professionally machine-quilted  
Class 11. Machine-Pieced, Professionally machine-quilted  
Class 12. Machine-Pieced, Hand-quilted, Non-professional  
Class 13. Machine-Pieced, Hand-quilted, Professional  
Class 14. Machine-Pieced, Tied  
Class 15. Hand-Pieced, Non-professionally machine-quilted  
Class 16. Hand-Pieced, Professionally machine-quilted  
Class 17. Hand-Pieced, Hand-quilted  
Class 18. Hand-Pieced, Tied  
Class 19. Textile Painted, Non-professionally machine-quilted  
Class 20. Textile Painted, Professionally machine-quilted  
Class 21. Textile Painted, Hand-quilted  
Class 22. Textile Painted, Tied  
Class 23. Quilt Made by Individual, Non-professionally machine-quilted  
Class 24. Quilt Made by Individual, Professionally machine-quilted  
Class 25. Quilt with a Theme Made by Individual, Non-professionally machine-quilted  
Class 26. Quilt with a Theme Made by Individual, Professionally machine-quilted

### Nursery Quilts

Class 27. Appliquéd, Non-professionally machine-quilted  
Class 28. Appliquéd, Professionally machine-quilted  
Class 29. Appliquéd, Hand-quilted

- Class 30. Appliquéd, Tied
- Class 31. Embroidered, Non-professionally machine-quilted
- Class 32. Embroidered, Professionally machine-quilted
- Class 33. Embroidered, Hand-quilted
- Class 34. Embroidered, Tied
- Class 35. Machine-Pieced, Non-professionally machine-quilted
- Class 36. Machine-Pieced, Professionally machine-quilted
- Class 37. Machine-Pieced, Hand-quilted
- Class 38. Machine-Pieced, Tied
- Class 39. Hand-Pieced, Non-professionally machine-quilted
- Class 40. Hand-Pieced, Professionally machine-quilted
- Class 41. Hand-Pieced, Hand-quilted
- Class 42. Hand-Pieced, Tied
- Class 43. Textile Painted, Non-professionally machine-quilted
- Class 44. Textile Painted, Professionally machine-quilted
- Class 45. Textile Painted, Hand-quilted
- Class 46. Textile Painted, Tied
- Class 47. Quilt Made by Individual, Professionally machine-quilted
- Class 48. Quilt Made by Individual, Professionally hand-quilted

### Small Quilted Items

- Class 49. Quilted Pillow
- Class 50. Quilted Wall Hanging
- Class 51. Quilted Tote Bag
- Class 52. Quilted Ornaments
- Class 53. Other Quilted Article

### Crochet

- Class 54. Baby Garment
- Class 55. Baby Afghan
- Class 56. Afghan
- Class 57. Bedspread
- Class 58. Tablecloth
- Class 59. Dress or Coat
- Class 60. Doily
- Class 61. Centerpiece
- Class 62. Chair Set
- Class 63. Edging on Pillow Case (pair)
- Class 64. Pillow
- Class 65. Placemats (4)
- Class 66. Stole
- Class 67. Vanity Set
- Class 68. Edging on Handkerchief
- Class 69. Sweater or Vest
- Class 70. Cap or Scarf Set
- Class 71. Other Crocheted Item

### Embroidery and Cutwork

- Class 72. Bedspread
- Class 73. Tablecloth
- Class 74. Centerpiece
- Class 75. Dish Towels (6 or 7)
- Class 76. Dresser Scarf
- Class 77. Luncheon Cloth
- Class 78. Pillow Case (pair)
- Class 79. Sheet and Pillow Case Set
- Class 80. Embroidered or Cutwork, Wearable
- Class 81. Swedish Weaving
- Class 82. Other Embroidered or Cutwork Item

### Rugs

- Class 83. Crocheted
- Class 84. Hooked or Latch Hook
- Class 85. Braided
- Class 86. Punch Work
- Class 87. Knitted

taken to use durable materials that will withstand Fair conditions. This is a good class to exhibit an unusual collection.

Grand Champion Forestry, Rosette  
Reserve Champion Forestry, Rosette

### Geology

**Rule 1.** The exhibit box should be 18"x 24"x 3½". Plexiglass covers are required. Boxes with glass cover will not be accepted. All specimens are to be arranged across the narrow (18") dimension of the exhibit box, making the exhibit 18" across the top and 24" long. If a box has a sliding plexiglass cover, it must be removable from the top. Screws, locks, or other devices that would prevent judges from removing the cover should not be used.

**Rule 2.** Exhibitor is required to identify each display box by placing an identification label (bearing name, county, and number of specimens) in the upper left-hand corner of the plexiglass cover (inside: use clear double-sided tape to attach adhesive labels), and by attaching a label with same information outside the box on the lower right corner.

**Rule 3.** Exhibitors may enter in both Geology and Lapidary classes. Exhibitors may show in only one of the first four Geology classes. Exhibitor may also show in Geology Class-Special Exhibit and in one Lapidary class.

**Rule 4.** Geology specimens should be labeled with the number of the specimen, the date collected, specimen name or description, and locality (county) where specimen was found.

**Rule 5.** For Geology classes, all specimens should be mounted in the box by proper groups. (such as rocks, minerals, and fossils) Fossils must be identified to the phylum, class, and genus level. More than one specimen of the same kind of rock, mineral, or species of a fossil may be exhibited if the duplication represents different geological formations. Specimen label must show this distinction (Example: Fort Hays Limestone, not just limestone). Exact species must have different formation names listed on the identification cards (Example: Composite Brachiopod from Morrill Limestone, not just Brachiopod or Composite Brachiopod).

**Rule 6.** For Geology classes, all specimens must be collected from locations in Kansas. Out of state specimens will not count in the minimum number for the class, nor will they be considered in the judging.

Class 23. Display at least 15 rocks, minerals, and fossils collected during the current 4-H year. Limited to one exhibit box. (class open to those exhibiting for the 1st time at the State Fair)

Class 24. Display at least 30 different rocks, minerals, or fossils. (at least 5 of each) Fifteen specimens must be collected during the current 4-H year. Limited to one exhibit box. Fossils must be identified to the phylum level. (class open to those exhibiting either 1<sup>st</sup> or 2<sup>nd</sup> time at the State Fair)

Class 25. Display at least 45 rocks, minerals, or fossils. (at least 5 of each) Fifteen must be collected during the current year. Exhibit limited to 2 boxes. List the items as igneous, metamorphic, or sedimentary. (class open to those exhibiting for either 3<sup>rd</sup> or 4<sup>th</sup> time at the State Fair)

Class 26. Display at least 60 rocks, minerals, or fossils. (at least 5 of each) Fifteen must be collected during the current year. Exhibit limited to 2 boxes. List items as igneous, metamorphic, or sedimentary. (class open to those exhibiting for the 5<sup>th</sup> time or more at the State Fair)

Class 27. Exhibit relating to everyday living, a mineral test, a rock formation, geological history, species of a fossil, forms of one mineral, a variation of one kind of

Exhibit can include non-native leaves in addition to the required number of leaf specimens collected from native Kansas trees.

- B. Exhibit a minimum of 5 native Kansas trees showing leaf, twig and fruit from each species collected.

**Class 14. Intermediate (Choose either A or B)**

- A. Exhibit a minimum of 20 different leaves (including 10 new specimens) from native Kansas trees. Exhibit can include non-native leaves in addition to the required number of leaf specimens collected from native Kansas trees.
- B. Exhibit a minimum of 10 native Kansas trees showing leaf, twig and fruit from each species collected. (including 5 new specimens)

**Class 15. Senior (Choose either A or B)**

- A. Exhibit a minimum of 30 different leaves (including 10 new specimens) from native Kansas trees. Exhibit can include non-native leaves in addition to the required number of leaf specimens collected from native Kansas trees.
- B. Exhibit a minimum of 15 native Kansas trees showing leaf, twig, and fruit from each species collected. (including 5 new specimens)

**Class 16. Advanced (Choose either A or B)**

- A. Exhibit a minimum of 40 different leaves (including 20 new specimens) from native Kansas trees. Exhibit can include non-native leaves in addition to the required number of leaf specimens collected from native Kansas trees.
- B. Exhibit a minimum of 20 native Kansas trees showing leaf, twig, and fruit from each species collected. (including 10 new specimens)

**How a Tree Grows**

Class 17. Display: Entry may include a Project Notebook with 10 or more seeds collected. Include pictures showing a germination study or a mounting of a thin section of wood (cut from the end of a log or top of a stump) labeled with information such as the kind of wood and the age of the tree when cut, or an illustration of how a tree grows.

**Tree Appreciation**

Class 18. Display: Entry may include a research or reporting Project Notebook with no more than 10 pages based on the exhibitor's selected tree. This notebook may include sketches, drawings, pictures, a story, or various other things which will describe the tree you have selected.

**Division B – Senior Forester**  
**Growing and Protecting Trees**

Class 19. Display: Entry requires Project Notebook telling about the project and pictures before, during, and after planting seedling.

**Tree Culture**

Class 20. Entry requires Project Notebook showing your project work and includes pictures before, during, and after wood lot improvement.

**How Forests Serve Us**

Class 21. Display: Entry may include collected wood samples (all or partial) and 500 word essay. Wood sample display to be mounted on poster board or any stiff material no larger than 3' x 4' tri-fold. Essay should be displayed in a covered binder.

**Educational/Creative Exhibit**

Class 22. Entry must be directly related to tree identification or forestry. Type of exhibit is open. (notebook, poster, collection box, etc.) Exhibit should be a maximum tri-fold size of 3' x 4'. Care should be

Class 88. Toothbrush  
Class 89. Other Type Handmade Rug

**Knitting**

Class 90. Sweater or Vest  
Class 91. Baby Garments  
Class 92. Baby Afghan  
Class 93. Afghan  
Class 94. Stole  
Class 95. Bedspread  
Class 96. Tablecloth  
Class 97. Dress or Coat  
Class 98. Cap and Scarf Set  
Class 99. Doily  
Class 100. Edging on Pillowcase (pair)  
Class 101. Placemats  
Class 102. Mittens or Gloves  
Class 103. Pillow  
Class 104. Other Knitted Item

**Children's Clothing**

Class 105. Dress  
Class 106. Coat  
Class 107. Sportswear  
Class 108. T-Shirt  
Class 109. Apron  
Class 110. Other Item of Children's Clothing

**Women's Clothing**

Class 111. Dress—Up Dress  
Class 112. Casual Dress  
Class 113. Formal Party Dress  
Class 114. Robe  
Class 115. Blouse  
Class 116. Skirt  
Class 117. Slacks  
Class 118. Tailored Coat or Suit  
Class 119. Western Shirt  
Class 120. Apron  
Class 121. Other Item of Women's Clothing

**Men's Wear**

Class 122. Western Shirt  
Class 123. Shirt  
Class 124. Slacks  
Class 125. Suit  
Class 126. Sport Jacket  
Class 127. Robe  
Class 128. Apron  
Class 129. Other Item of Men's Clothing

**Textile Painting**

Class 130. Bedspread  
Class 131. Centerpiece  
Class 132. Dish Towel (6 or 7)  
Class 133. Dresser Scarf  
Class 134. Handkerchief  
Class 135. Wall Hanging  
Class 136. Pillowcases (pair)  
Class 137. Sheet Set  
Class 138. Wearable Item  
Class 139. Tablecloth  
Class 140. Other Textile Painted Item

**Stitchery - Pictures**

The following entries are to be securely framed and/or matted with wire hanger. (Frame and mat will not be judged.)

Class 141. Counted Cross Stitch-Very Small  
Class 142. Counted Cross Stitch-Small (5"x7" worked area)  
Class 143. Counted Cross Stitch-Medium (8"x10" worked area)  
Class 144. Counted Cross Stitch-Large  
Class 145. Crewel  
Class 146. Embroidery

Class 147. Needlepoint-Small Article (charted)  
 Class 148. Needlepoint-Medium Article (charted)  
 Class 149. Needlepoint-Large Article (charted)  
 Class 150. Needlepoint-Printed  
 Class 151. Needle Punch  
 Class 152. Miscellaneous Stitchery

### Miscellaneous

Class 153. Doll Clothes  
 Class 154. Tatting  
 Class 155. Plastic Canvas  
 Class 156. Stuffed Animal  
 Class 157. Pillow, Appliquéd  
 Class 158. Pillow, Fancy  
 Class 159. Pillow, Hooked  
 Class 160. Pillow, Pieced  
 Class 161. Pillow, Other  
 Class 162. Pillow, Terry  
 Class 163. Pillowcase  
 Class 164. Pieced Item, Not Quilted  
 Class 165. Fleece Throw, No Sewing  
 Class 166. Fleece Throw with Sewing  
 Class 167. Fleece Throw with Embellishments  
 Class 168. Batik  
 Class 169. Tie-Dye  
 Class 170. Miscellaneous

The following entries shall be exhibited on clothing or pillows. Framed exhibits are shown in Arts & Crafts.

Class 171. Counted Cross Stitch-Very Small  
 Class 172. Counted Cross Stitch-Small (5"x7" worked area)  
 Class 173. Counted Cross Stitch-Medium (8"x10" worked area)  
 Class 174. Counted Cross Stitch-Large  
 Class 175. Crewel  
 Class 176. Embroidery  
 Class 177. Machine Embroidery  
 Class 178. Needlepoint-Small Article (charted)  
 Class 179. Needlepoint-Medium Article (charted)  
 Class 180. Needlepoint-Large Article (charted)  
 Class 181. Needlepoint (printed pattern)  
 Class 182. Needle Punch  
 Class 183. Miscellaneous  
 Champion entry selected by the judge will receive a Rosette in each age group if deserved.

## DEPARTMENT I - VISUAL ARTS

**Rule 1.** Pictures must be original, not copies.

**Rule 2.** Pictures must be matted and/or securely framed and mounted before being exhibited. Use either jagged saw hook or wire hanger. No tape or string hangers, otherwise item will be rejected.

**Rule 3. Pictures must be matted with heavy poster board or mat board.**

**Rule 4.** All crafts must be the result of the current year's project work.

### Pictures - Oil Painting

Class 1. Flower and Still Life  
 Class 2. Landscape or Seascape  
 Class 3. Portraits  
 Class 4. Animals  
 Class 5. Other Oil Paintings

### Other Paintings

Class 6. Flowers or Still Life  
 Class 7. Landscape or Seascape  
 Class 8. Portraits  
 Class 9. Animals  
 Class 10. Other Watercolor  
 Class 11. Other Acrylics  
 Class 12. Other Temperas

etc. of insects and related arthropods. Subject matter can be as varied as the animals themselves.

Class 10. Beginning Educational Display: Class for individuals that are exhibiting in the Beginning I and II Collection or Beginning Notebook Classes. If only exhibiting in this category, then ages 9-12. Follow the general rules listed for Educational Displays.

Class 11. Intermediate Educational Display: Class for individuals that are exhibiting in the Intermediate Collection or Intermediate Notebook Classes. If only exhibiting in this category, then ages 11-14. Follow the general rules listed for Educational Displays.

Class 12. Class for individuals that are exhibiting in the Advanced Collection or Advanced Notebook Classes. If only exhibiting in this category, then ages 13 or older. Follow the general rules listed for Educational Displays.

Grand Champion Entomology, Rosette  
 Reserve Champion Entomology, Rosette

## Forestry

**Rule 1.** All leaf exhibits are to be mounted on heavy 8½"x11" stock paper and placed in loose-leaf binders. (Magnetic or adhesive filler sheets for photographic prints are recommended) Twigs and fruit collections may be exhibited in whatever manner you choose (maximum exhibit size 2'x3')

**Rule 2.** Name, club, age, and year in project should be on front cover or in a prominent location.

**Rule 3.** Leaves should be identified with an appropriate label located near the leaf on the same page. These labels should include:

- A. Proper common name as listed in the 4-H Bulletin 4H334, "*Lists of Native Kansas Forest Trees*"
- B. Location (city and/or county) where collected
- C. Date (day, month, year) collected

**Rule 4.** Intermediate Forester. Exhibit only in phase(s) enrolled.

**Rule 5.** Senior Forester enrolled in Self-Determined may exhibit in Self-Determined Forestry at the Kansas State Fair.

**Rule 6.** Divide specimens into the following two sections: Native Kansas Trees and Non-Native Kansas Trees.

**Rule 7.** New specimens are those specimens collected during the current 4-H year. They cannot be duplicate species of a previous specimen.

**Rule 8.** Group specimens according to the years collected (ex. "old-previous years" and "new")

**Rule 9.** When replacing a previously displayed sample, the label must be updated and the specimen displayed in the "old-previous" section. Replacements do not count as new specimens. Replacements should be displayed in the "old-previous" section of the display.

**Rule 10.** Variations of varieties do not count as different species or specimens.

**Rule 11.** If you retrieve information for your forestry exhibit, you must include a reference citation to the source.

**Rule 12.** In all leaf collections (Division A-Intermediate Forester), exhibit one complete leaf when possible. If leaf is too large, exhibit as much as possible. Sketch in reduced scale the entire leaf and illustrate where the exhibited portion is from. *Note: A "leaflet" is incorrect when displayed as the complete leaf for a tree.*

## Division A—Intermediate Forester Knowing Trees as Individuals (Leaf Collections\*\*)

Class 13. Beginning (Choose either A or B)

- A. Exhibit a minimum of 10 different leaves from native Kansas trees collected within the year.



**Rule 11.** If the exhibitor has been in the same class for more than a year, a separate sheet of paper needs to be added stating how many years the exhibitor has been in this class of the project and what the exhibitor did this year to improve their notebook. Place the paper just behind the "Title Page" in the front of the notebook.

**Rule 12.** A special project must be completed each year and included in the notebook. See project guideline materials for specifications.

**Class 6. Introductory Entomology Notebook:** Display a minimum of 10 and a maximum of 30 insect species representing at least 6 different Orders. Follow the general guidelines listed for Notebooks, including the Special Project. A 4-H member must be of minimum age to compete at the Kansas State Fair. A 4-H'er may exhibit in this class for a maximum of 2 years., or until they receive a purple ribbon at the Kansas State Fair, whichever comes first.

**Class 7. Beginning Entomology Notebook:** Display a minimum of 20 and a maximum of 60 insect species representing at least 7 different Orders. Follow the general guidelines listed for all Notebooks, including the Special Project. A 4-H'er may exhibit in this class a maximum of 3 years, or until they receive a purple ribbon at the Kansas State Fair, whichever comes first.

**Class 8. Intermediate Entomology Notebook:** Display a minimum of 60 and a maximum of 100 species representing at least 9 Orders. Follow the general guidelines listed for Notebooks, including the Special Project. In addition, Family identification is required for all insects in any 2 of the following 6 Orders: (Only 2 will be counted for judging)

- A. "Insects in Kansas" book - Orthoptera, Hemiptera, Homoptera, Hymenoptera, and/or Diptera
- B. "Insects in Kansas Book: 2016 Revised Taxonomy" which follows [www.bugguide.net](http://www.bugguide.net) - Odonata, Orthoptera, Hemiptera, Coleoptera, Hymenoptera, and/or Diptera

A 4-H'er may exhibit in this class for a maximum of 3 years, or until they receive a purple ribbon at the Kansas State Fair, whichever comes first.

**Class 9. Advanced Entomology Notebook:** Display a minimum of 100 and a maximum of 200 species representing at least 12 Orders. Follow the general rules listed for Notebooks, including the Special Project. Family identification is required for all insects belonging to the 6 basic Orders as outlined under the Intermediate Phase. Only Families in the above 6 Orders will be counted for judging. Family identification in the remaining Orders is optional, but desirable as long as accuracy is maintained. Members may continue to exhibit in this class for an unrestricted number of years as long as they remain eligible for 4-H membership.

## **EDUCATIONAL DISPLAY CLASSES**

### **General Guidelines**

**Rule 1.** Collection Classes: General Guidelines - Refer to Rule 1.

**Rule 2.** Collection Classes: General Guidelines -Refer to Rule 3. Information on numbers and kinds of insects is not needed for educational exhibits.

**Rule 3.** Displays may consist of specialized groups of insects or their close relatives, or relate to any aspect of their behavior, biology or ecology.

**Rule 4.** Displays should be presented in a clear, concise, and interesting manner.

**Rule 5.** Displays should include only work performed during the current year.

**Rule 6.** Title of the exhibit should be indicated inside the box.

**Rule 7.** The purpose of the project is to learn more about the importance, life cycles, biology, ecology, diversity,

- Class 13. Other Paint
- Class 14. Mixed Media
- Class 15. Air Brush
- Class 16. Stenciling
- Class 17. Other Paintings, Miscellaneous

### **Paint-By-Number**

- Class 18. Flowers or Still Life
- Class 19. Landscape or Seascape
- Class 20. Portraits
- Class 21. Animals
- Class 22. Other Paint-By-Number

### **Drawings**

- Class 23. Flowers or Still Life
- Class 24. Landscape or Seascape
- Class 25. Portraits
- Class 26. Animals
- Class 27. Scratchboard Art
- Class 28. Pastels
- Class 29. Collage
- Class 30. Colored Pencils
- Class 31. Markers
- Class 32. Drawing Ink
- Class 33. Chalk
- Class 34. Charcoal
- Class 35. Other Drawings

### **Printmaking**

- Class 36. Block Printing
- Class 37. Stamping
- Class 38. Other Printing

### **Miscellaneous**

- Class 39. Flowers or Still Life
- Class 40. Landscape or Seascape
- Class 41. Portraits
- Class 42. Lettering
- Class 43. Collage
- Class 44. Mixed Media
- Class 45. Paper Mache
- Class 46. Jewelry
- Class 47. Oven-Baked Clay
- Class 48. Air-Dried Clay
- Class 49. Plaster-of-Paris
- Class 50. Wood-Burning
- Class 51. Other

### **Handicrafts**

- Class 52. Candles
- Class 53. Dolls
- Class 54. Dough Art
- Class 55. Flowers
- Class 56. Leather, Hand-Tooled
- Class 57. Macramé or Weaving
- Class 58. Metal
- Class 59. Models
- Class 60. Plaques
- Class 61. String Art
- Class 62. Studs and/or Stones
- Class 63. Fabric Paint
- Class 64. Mosaic
- Class 65. Wheat Weaving
- Class 66. Beadwork
- Class 67. Miniature Handicraft
- Class 68. Wall Hanging
- Class 69. Sculpture
- Class 70. Stained Glass
- Class 71. Glass Etching
- Class 72. Other Handicrafts

### **Molded Ceramics**

- Class 73. Molded Ceramics, Underglazed
- Class 74. Molded Ceramics, Underglazed air brush
- Class 76. Molded Ceramics, Glazed

Class 77. Molded Ceramics, Stained  
Class 78. Molded Ceramics, Other

### Handmade Ceramics

Class 79. Glazed Ceramics-Handmade or wheel  
Class 80. Underglazed Ceramics-Handmade or wheel  
Class 81. Stained Ceramics-Handmade or wheel  
Class 82. Pinch Pots  
Class 83. Coil Pots  
Class 84. Slab Construction  
Class 85. Wheel-Thrown  
Class 86. Other Ceramics

### Collections

Class 87. Geology Collection (Display at least 15 different rocks) Limited to one exhibit box: 18" x 24" x 31/2" w/glass top  
Class 88. Fossil Collection (Display at least 15 different fossils) Limited to one exhibit box: 18" x 24" x 81/2" w/glass top  
Class 89. Artifacts Collection (Display at least 15 different artifacts) Limited to one exhibit box: 18" x 24" x 31/2" w/ glass top  
Class 90. Insect Collection (Display at least 6 orders, Including 15- 30 species) Display in 2 standard boxes.  
Class 91. Insect Collection (Display a minimum of 50 and a maximum of 150 specimens representing at least 8 orders) Display in one standard box. Order labels should be pinned to the base of the box.  
Class 92. Stamp Collection  
Class 93. Other Collection

### Day Camp

**Rule 1.** Craft Made at 4-H Sponsored Camps (NW County Camp, Project Learning Day, Day Camp, etc.)  
Class 12. Day Camp Craft

Champion entry selected by the judge will receive a Rosette in each age group if deserved.

## DEPARTMENT J – OPEN CLASS PHOTOGRAPHY

**Rule 1.** See General Rules for Open Class.

**Rule 2.** Entries may be made in 1 of 3 divisions: A-Adult Amateur (19 and older); Y-Youth Amateur (18 and under); or P-Professional (anyone who receives income for photography or teaching photography)

**Rule 3.** All photographs must be matted according to 4-H Rules; no loose photographs.

**Rule 4.** No framed photographs or glass allowed.

**Rule 5.** Limit two photographs per class.

Class 1. Pictorial Print, Black & White

Class 2. Pictorial Print, Color

Class 3. Photo-Journalism Print, Black & White

Class 4. Figure or Portrait, Black & White or Color

Class 5. Unclassified or Abstract, Black & White or Color

Class 6. Sequence of Three (3) Snapshots Telling a Story

Class 7. Scrapbooking Photo Album

Champion entry selected by the judge will receive a Rosette in each age group if deserved.

minimum of 150 and a maximum of 450 species representing at least 12 Orders. Three standard boxes can be used. Follow the general guidelines listed for Collections. Family identification is required for all Insects belonging to the 6 basic Orders as outlined under the Intermediate phase. Only Families in the above 6 Orders will be counted for judging. Family identification of insects in the remaining Orders is optional, but desirable as long as accuracy is maintained. On a piece of paper, list what you did to improve your collection during the current year. (Examples: What insects did you add or replace; What Orders and/or Families you added; What Leadership you provided in this project; and/or What insects you have studied) Attach paper to the back of one of the display boxes. Members may continue to exhibit in this class at the Kansas State Fair for an unrestricted number of years as long as they remain eligible for 4-H membership.

## NOTEBOOK CLASSES General Guidelines

**Rule 1.** Individual entries are to be placed for display in a three-ring notebook for competition.

**Rule 2.** During the transition, Orders and Family names should follow the taxonomy either as printed:

- A. In "Insects in Kansas" book
- B. On the "Insects in Kansas Book: 2016 Revised Taxonomy", which follows [www.bugguide.net](http://www.bugguide.net)  
Project members are encouraged to progress towards option B by 2019 or as revised "Insects in Kansas" book is available.

**Rule 3.** 4-H'ers who have been previously enrolled in or are currently enrolled in the other phases of the Entomology project need to start with the Beginning Phase of Entomology Notebooks, not the Introductory Phase.

**Rule 4.** Each exhibitor is required to identify the notebook by placing a "Title Page" in the front of the notebook bearing the exhibitor's name, district- county, and class 4-H'er is enrolled in and statement of taxonomy used:

- A. "Insects in Kansas" book
- B. "Insects in Kansas Book: 2016 Revised Taxonomy", which follows [www.bugguide.net](http://www.bugguide.net)  
The number of Orders, Family (when required), and specimens (required in Intermediate and Advanced classes) must also be included on the "Title Page".

**Rule 5.** Specimen pages should be grouped according to Order and should include one page per species. If more than one insect is in the photo, an arrow to indicate identified insect should be used.

**Rule 6.** Date, common name, full county name, state abbreviation and collector name should be included for each species. Collector's name on the specimen page is optional.

**Rule 7.** Specimen pages should have 2 different views of the insect if possible. If pictures are taken on different dates/localities, include information for both.

**Rule 8.** A statement describing the habitat where found/ host plant may be included and is encouraged and will be worth a bonus 10 points total, not per page. For Intermediate and Advanced notebooks, this is strongly encouraged.

**Rule 9.** A divider page is to be placed in front of each Order of insects with the Order name printed on the tab for the page and also on the front of the divider page.

**Rule 10.** For the Intermediate and Advanced classes, insects are also to be grouped by Family behind each Order divider.

skill and technique acquired in mounting of specimens, and overall arrangement and appearance of the collection.

**Rule 8.** Only specimens of the class Insecta should be included. *This means specimens from arachnids, such as spiders, millipedes, centipedes, ticks, mites, etc. will not be judged or included in overall specimen count.*

**Rule 9.** Purchased insects are not to be exhibited in collections, but they may be used in educational displays

**Rule 10.** Specimens of soft bodied insects such as aphids, lice, termites, etc. should be exhibited in alcohol filled vials; however, the use of alcohol filled vials should be limited to only those specimens that lose their shape when pinned, since the vials pose a significant hazard to the rest of the collection if they become loose in transit.

**Rule 11.** Points will be deducted from collections and notebooks if:

- A. Non insects and out of state specimens are not in a designated 'display only' area.
- B. Any specimens are immature.

\*Class 1. "Mini-Bug Box" This class is for the younger 4-H'ers that are just getting started with an insect collection. Collection must be a display of 15-30 insects containing a minimum of 6 Orders. These collections are to be exhibited in a small cardboard or plastic display box, (1 or 2 boxes with total display area not more than 130 square inches). Boxes can be purchased from a biological supply company & can be homemade by placing a layer of polystyrene foam in the bottom of a shoe box or storage container. While on exhibit, cover top of the boxes with a piece of plastic wrap.

Class 2. Beginning I Entomology Collection: Display in one standard box a minimum of 50 and maximum of 125 species representing at least 7 Orders. Follow the general guidelines listed for Collections. Members can exhibit in this class a maximum of 3 years or until they receive a purple ribbon at the Kansas State Fair, whichever comes first.

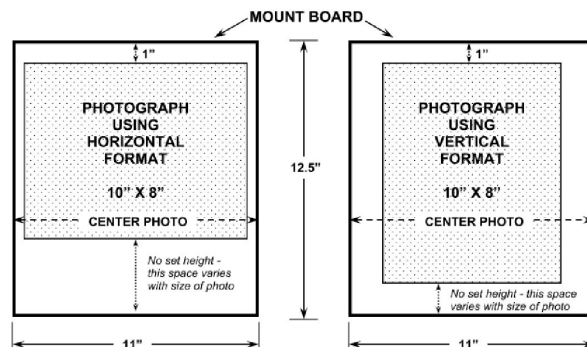
Class 3. Beginning II Entomology Collection: Display in one standard box a minimum of 75 and maximum of 150 species representing at least 9 Orders. Follow the general guidelines listed for Collections. Members can exhibit in this class a maximum of 3 years, or until they receive a purple ribbon at the Kansas State Fair, whichever comes first.

Class 4. Intermediate Entomology Collection: Display a minimum of 100 and a maximum of 300 species representing at least 10 Orders. Two standard boxes can be used. Follow the general guidelines listed for Collections. In addition, Family identification is required for all insects in any 2 of the following 6 Orders: (Only 2 will be counted for judging)

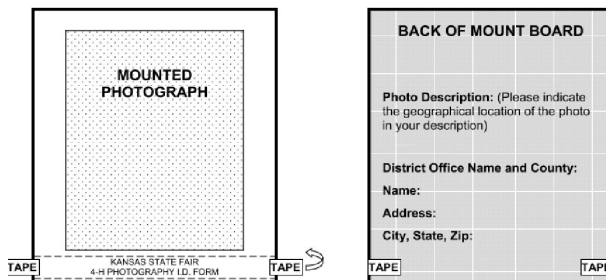
- A. "Insects in Kansas" book - Orthoptera, Hemiptera, Homoptera, Coleoptera, Hymenoptera, and/or Diptera
- B. "Insects in Kansas Book: 2016 Revised Taxonomy", which follows [www.bugguide.net](http://www.bugguide.net) - Odonata, Orthoptera, Hemiptera, Coleoptera, Hymenoptera, and/or Diptera. On a piece of paper, list what you did to improve your collection during the current year. (Examples: What insects did you add or replace; What Orders and/or Families you added; What Leadership you provided in this project; and/or What insects you have studied) Attach paper to the *front* of one of the display box. Members can exhibit in this class a maximum of 3 years or until they receive a purple ribbon at the Kansas State Fair, whichever comes first.

Class 5. Advanced Entomology Collection: Display a

## PHOTO DISPLAY INSTRUCTIONS



**NOTE:** Use only adhesives designed for permanent photography mounting. Do not use rubber cement or other household glues (white glue, etc.).



## DEPARTMENT K - OPEN CLASS ANTIQUES

**Rule 1.** See General Rules for Open Class with the exception that there will be NO AGE DIVISIONS in this Department.

**Rule 2.** The Superintendent of the Antique Department will use diligence, care and reasonable precautions for the safety of articles for exhibit entry, but in no case will they be responsible for any loss or breakage which might occur during the fair. The exhibit will be locked in the display case if it fits.

**Rule 3.** Exhibitors may enter 2 items per class as long as they have not been previously exhibited in the past 5 years.

**Rule 4.** Restored articles will be acceptable only if their original form has not been altered.

**Rule 5.** Exhibits will not be accepted if they are reproductions, badly chipped, cracked, soiled, stained, or in poor condition. Articles must be clean.

**Rule 6.** Small articles should be properly mounted to insure against loss and in order to be properly displayed.

**Rule 7.** Indicate name of item and age on entry. (A small ID sticker on article would also be helpful.)

**Rule 8.** Collectibles may have 3 but not more than 5 items per display. Display in a shoe box lid or smaller lid. Identify the collection. (Collections may be miniatures)

- Class 1. Brass or Copper Article
- Class 2. Silver or Pewter Article
- Class 3. Tin Article
- Class 4. Iron Article
- Class 5. Wood Article
- Class 6. Hand Tool
- Class 7. Kitchen Primitive (any material)
- Class 8. Toy or Doll

- Class 9. Doll, Bisque or China
- Class 10. Textile, Quilt, Bedspread, Pillowcase, Garment, Needlework
- Class 11. Coin or Collection
- Class 12. Historical Article
- Class 13. Piece of Jewelry
- Class 14. Book, Magazine, Poster, Catalogue,
- Class 15. Military Specimen (no guns)
- Class 16. Shaving Mug
- Class 17. Mustache Cup
- Class 18. Piece of Painted or Fine China
- Class 19. Piece of Crockery, Pottery or Majolica
- Class 20. Piece of Ironstone
- Class 21. Piece of Pressed or Pattern Glass
- Class 22. Piece of Cut or Engraved Glass
- Class 23. Piece of Art Glass
- Class 24. Piece of Depression Glass
- Class 25. Piece of Carnival Glass
- Class 26. Piece of Milk or Opaque Glass
- Class 27. Piece of Cranberry or Ruby Glass
- Class 28. Curio
- Class 29. Piece of Flow Blue
- Class 30. Miscellaneous Antique
- Class 31. Salt and Pepper
- Class 32. Cups and Saucers
- Class 33. Cream and Sugar
- Class 34. Vases, Pitchers, Tooth Pick Holders, Candel Holders
- Class 35. Hurricane Lamps
- Class 36. Thimbles
- Class 37. Buttons
- Class 38. Carving
- Class 39. Bells
- Class 40. Wooden Spools
- Class 41. Kitchen Primitives
- Class 42. Match Books
- Class 43. Pencils
- Class 44. Toys and Dolls
- Class 45. Medical Items
- Class 46. Barbed Wire, Mounted
- Class 47. Coins, Mounted (not to exceed 5 coins)
- Class 48. Paper
- Class 49. Portrait
- Class 50. Miscellaneous

Champion entry selected by the judge will receive a Rosette for Overall Grand and Reserve Champions.

## DEPARTMENT L - FLORICULTURE

**Rule 1.** There will be NO AGE DIVISIONS in this Department.

**Rule 2.** House plants entered must have been in possession of exhibitor at least 60 days prior to the fair.

**Rule 3.** Horticultural specimens and collections other than wildflowers, must have been grown by the exhibitor, but flowers used in arrangements may be obtained elsewhere. Please have attached foliage with flowers (if possible) on specimens and collections.

**Rule 4.** Specimen entries will include one flower or one stem of flowers in a bottle or plain vase unless otherwise stated.

**Rule 5.** Exhibitor shall furnish all vases or other receptacles necessary for proper staging of their exhibit.

**Rule 6.** No noxious weeds.

### Plants

- Class 1. Fern
- Class 2. African Violet
- Class 3. Collection of Cacti (any number)
- Class 4. Single Specimen, Flowering House Plant
- Class 5. Any Other House Plant Not Specified
- Class 6. Hanging Plants (with large hook)
- Class 7. Succulents

COLLECTION, ENTOMOLOGY NOTEBOOK and/or EDUCATIONAL DISPLAY categories. Within each category there are classes in Beginning, Intermediate or Advanced phases in which they enroll. An Introductory Entomology Collection Class exhibit is encouraged for county fairs (1<sup>st</sup> year members only), but these may not be exhibits at the State Fair. See class descriptions within categories for requirements. We are transitioning from the taxonomy as listed in the "Insects in Kansas" book to the taxonomy listed on the "Insects in Kansas Book: 2016 Revised Taxonomy" which follows [www.bugguide.net](http://www.bugguide.net). Resources for exhibiting can be found on the State Kansas 4-H Website: <http://www.kansas4-h.org/projects/agriculture-and-natural-resources/entomology.html>

## COLLECTION CLASSES

### General Guidelines

**Rule 1.** All entries should be submitted in an 18"x 24"x 3½" wooden display box with a clear plastic top (such as Plexiglas). Boxes can be handmade or purchased as long as they are of the correct size. Please visit the website previously listed for box instructions and plans.

**Rule 2.** During the transition, Orders and Family names should follow the taxonomy either as printed:

A. In "Insects in Kansas" book

B. On the "Insects in Kansas Book: 2016 Revised Taxonomy", which follows [www.bugguide.net](http://www.bugguide.net). Project members are encouraged to progress towards option B by 2019 or as revised "Insects in Kansas" book is available.

**Rule 3.** Each exhibitor is required to identify each box with 2 identification labels bearing exhibitor's name, district- county, the class, and statement of taxonomy used. One label goes in the upper left corner of the box (inside) and the other on the lower right corner of the box (outside). Arrange specimens in the box so it can be displayed lengthwise.

**Rule 4.** The number of Orders, Family (when required), and specimens must be included on both of the exhibitor's box identification labels. Only adult specimens can be used in collection boxes; however, 1 female and 1 male of a species correctly identified can be displayed.

**Rule 5.** Arrangement of specimens: The preferred method is to arrange the insects in groups or rows parallel to the short sides of the box. Arrangements that run lengthwise of the box are frequently downgraded in judging. Specimens are to be arranged by Order in the box, then Family (where required). The sequence arrangement of the Orders in the box will be left up to the member. It is suggested to put the Lepidoptera and Coleoptera in the center of the collection (Intermediate & Advanced Classes put these 2 Orders in a box) then work the other Orders around them.

**Rule 6.** For each collection class, 2 labels will be centered on the pin beneath each specimen. First pin (closest to the specimen) is the common name label and the second label should include date/locality. Full county name, state abbreviation and collector name on the second label will be required by 2019. Collector's name on the date/locality label is optional.

**Rule 7.** The specimens should be collected by the exhibitor and should focus on Kansas insects. Insects may be collected from 1 county into bordering states and labeled accordingly. Other specimens from the United States may be included as long as they are properly labeled and placed in a separate section of the box labeled "Out of State Insects". These specimens will not be included in the county for judging/scoring. Emphasis in judging will be placed on the overall variety of insects represented in the collection, accuracy of identification,

should be mounted on one side of an 8½"x 11" page. A brief caption should accompany each photograph. Place photos in the 10"x 13" manila envelope.

**Rule 7.** The telescope must be properly assembled and painted with a smooth and uniform finish. Decals, if used, should be attached smoothly and tightly.

**Rule 8.** Educational Exhibits - Refer to Rule 10 under 4-H, FFA and Scouts: General Rules & Regulations.

**Rule 9.** Exhibits should be marked with exhibitor's name, district- county, age, and years in project must be tagged or labeled in a prominent location on the telescope stand, educational display, notebook, and/or poster.

Class 17. Telescope Made from Kit

Class 18. Telescope Made from Original Design

Class 19. Astronomy Educational Exhibit and Project Notebook

Class 20. Astronomy Educational Poster

Grand Champion Astronomy, Rosette

Reserve Champion Astronomy, Rosette

### **Woodworking**

Jordan Ostmeyer, Will Bruggeman,

Traci Bruggeman, Superintendents

**Rule 1.** Each exhibitor is limited to one exhibit in this division.

**Rule 2.** The plan from which exhibit was constructed must be with the article exhibited. The plan may be a photocopy, the actual pattern, or a scale drawing. It must be complete and accurate to the extent that a duplicate article could be built using the plan as a guide.

**Rule 3.** Any project with missing or insufficient plans will be lowered one ribbon placing.

**Rule 4.** Any project that has glass that is not secured to the article (glass shelves, glass table top, etc.) should not be brought to the fair. Glass that is secured in a project (glass front of a gun case or cabinet, etc.) is permissible since it cannot be easily removed from the project.

**Rule 5.** Plans and all other paperwork should be secured to the project. Tape is usually not adequate to accomplish this. It is recommended to use a zip-top plastic bag with a hole punched through it. Use string to tie this to the exhibit.

**Rule 6.** Judging Woodwork articles, considerations will be given to: workmanship (including accuracy to the plan), design, choice of wood, usefulness, & suitability and quality of finish.

**Rule 7.** Refinished/repared furniture should be exhibited in Home Environment Class, Single Exhibit.

**Rule 8.** Projects made from pre-cut kits must be entered in the Pre-Cut Woodworking Kit class. Pre-cut kits are not eligible for entry at the Kansas State Fair.

\*Class 21. Pre-Cut Woodworking Kit

Class 22. Article for Farm or Shop Use

Class 23. Furniture for Household or Lawn Use

Class 24. Other Woodwork Articles, not included in above classes. (bird houses, bird feeders, household equipment - knife racks, breadboards, door stops, etc.)

Junior Grand Champion Woodworking, Rosette

Junior Reserve Champion Woodworking, Rosette

Senior Grand Champion Woodworking, Rosette

Senior Reserve Champion Woodworking, Rosette

## **DEPARTMENT X—NATURAL RESOURCES**

### **Entomology**

Jordan Ostmeyer, Superintendent

A 4-H member may exhibit in the ENTOMOLOGY

### **Floriculture Specimens and Collections**

In these exhibits the judge shall not consider arrangements or containers. They shall be judged solely by excellence and freshness of blossoms, stems and foliage.

Class 8. Corsage Made of Garden Flowers, No Rose (not more than 4" wide and 8" long)

Class 9. Cosmos, Collection of 6 Stems

Class 10. Dahlias, Best Single Specimen (labeled)

Class 11. Gladioli, Best Single Specimen (labeled)

Class 12. Lilies, Collection of 6 stems

Class 13. Marigolds-African, Best 3 Stems (tall)

Class 14. Marigolds-French, Best 3 Stems (dwarf)

Class 15. Other Flowers, Collection of 6 Stems

Class 16. Roses-Each Different, Collection of 6 Stems (labeled)

Class 17. Snapdragons, Collection of 6 Stems

Class 18. Tea Rose with Foliage, Best Single Specimen (labeled)

Class 19. Zinnias, Collection of 6 Stems

Class 20. Zinnias-Small or Dwarf Varieties, Collection of 6 Stems

### **Seasonal Arrangements**

Arrangements must be exhibited in suitable containers.

Class 21. "Kansas Arrangement", Including Wheat

Class 22. "Winter Bouquet", Including Dry Material in its Natural Color

Class 23. "Christmas" Table Arrangement, Fresh or Dry Material

Class 24. "Easter" Table Arrangement, Fresh or Dry Material

Class 25. "Valentine" Arrangement, Fresh or Dry Material

Class 26. "St. Patrick" Arrangement, Fresh or Dry Material

Class 27. Religious Arrangement Suitable for Small Worship Center, Fresh or Dry Material

Class 28. Wreath, Made of Natural Materials

Class 29. Wild Flower Arrangement

### **Flower Arrangements**

Class 30. "Basket of Posies" Arrangement, Displayed in a Basket

Class 31. "Birds of a Feather" Arrangement, Including Feathers

Class 32. "Circle Delight" Decoration Wreath, Fresh or Dry Natural Material

Class 33. "Drifting in Time" Arrangement, Including Driftwood

Class 34. "Flaming Jewels" Arrangement, Cut Flowers and One or More Candles

Class 35. "Geraniums" Arrangement, Including any Color of Bloom

Class 36. "Hobby Time" Arrangement, Depicting a Hobby

Class 37. "Harvest Time" Arrangement, Harvest Theme

Class 38. "Indian Summer" Arrangement, Including Dried Material

Class 39. "Kitchen Kolor" Arrangement, Including Cut Fresh Flowers Arranged in a Kitchen Utensil

Class 40. Mantle Arrangement (not to exceed 18" in height)

Class 41. Miniature Flower Arrangement (not to exceed 6" in height or width)

Class 42. Novelty Arrangement for a Man

Class 43. "Our Heritage" Arrangement, Including All Wild Flowers (yucca, sunflower, milkweed, sage, etc.)

Class 44. "Patriotic" Arrangement

Class 45. "Petunia Patch" Arrangement, Suitable for a Bedroom

- Class 46. "Play Time" Arrangement, Suitable for a Child
- Class 47. "Prima Donna" Arrangement, Single Flower and Foliage
- Class 48. "Reach for the Sky" Arrangement, Vertical
- Class 49. "Rose Garden" Arrangement, Suitable for Center of Dining Table (other foliage permitted)
- Class 50. "Salute to Kansas" Arrangement, Using Sunflowers
- Class 51. "Streaming Shades of Green" Arrangement, Using Foliage
- Class 52. "Sundown" Arrangement, Using Colors of the Sunset and Wheat
- Class 53. "Tea Time" Arrangement, Displayed in a Cup and Saucer
- Class 54. "The Earth Harvest" Arrangement, Cut Flowers and Fruits and/or Vegetables
- Class 55. "Winter Time" Arrangement, All White Flowers and White or Clear Glass Container (greenery permitted)
- Class 56. "Zinnia Zoo" Arrangement, Suitable for a Large Coffee Table
- Class 57. "Nursery" Arrangement (not to exceed 8" - 10" in height)
- Class 58. "Fair Theme" Arrangement
- Class 59. "Fairy Garden" Display

Entries selected by the judge will receive a Rosette for Overall Grand and Reserve Champion.

#### **Children's Floriculture Division** (Ages 12 and under)

- Class 60. Terrarium
- Class 61. Favorite Plant
- Class 62. Favorite Hanging Plant
- Class 63. Flower and Animal Arrangement
- Class 64. Thimble Arrangement
- Class 65. Smallest Marigold (determined by blossom size)
- Class 66. Most Unusually-Shaped Flower
- Class 67. Native Plant (must be potted)
- Class 68. Largest Zinnia (determined by blossom size)
- Class 69. Flower Arrangement for Your Mother
- Class 70. Flower Arrangement for Your Favorite Teacher (male or female)
- Class 71. "Fairy Garden" Display

Entries selected by the judge will receive a Rosette for Overall Grand and Reserve Champion.

#### **DEPARTMENT M - OTHER ORGANIZATIONS BOOTHS**

**Rule 1.** All organizations other than 4-H shall compete in this department.

**Rule 2.** Booths may be placed in the 4-H Building on Monday and Tuesday. The building will be open Monday and Tuesday evenings by contacting the Extension Office.

**Rule 3.** Each organization shall label its booth showing the name of the organization.

**Rule 4.** Booth size is 6' wide, 6' - 8' deep. Space will be assigned by the superintendent(s) in charge when entered.

**Rule 5.** Each individually organized group is limited to one booth. All materials are to be furnished by this group.

**Rule 6.** Premiums will be paid to the organization represented.

Class 1. Other Organization Booths

##### **Conservation Booths**

Open to any 4-H group or other organization. Cash prizes will be given for the overall 1<sup>st</sup>, 2<sup>nd</sup> and 3<sup>rd</sup> place booths by the Sheridan County Conservation District.

plies to the construction and launching of all rockets displayed in this division. As such, all exhibitors must comply with the NAR High Power Rocket Safety Code that is in effect as of October 1<sup>st</sup> of the current 4-H year. However, in the event that there is a modification in this code the SpaceTech Action Team may review and implement the modified code.

**Rule 3.** All rockets in this division are to be launched under adult supervision by the 4-H'er who constructed the rocket.

**Rule 4.** If a rocket is launched using an engine that has 160.1 Newton-seconds or larger (H<sup>TM</sup> engine or equivalent amount of smaller engines), adult supervision must be provided by an individual having at least a Level 1 High Power Certification. The 4-H member should also hold or be attempting to attain their Level 1 High Power Certification, & should include supporting documentation of such.

**Rule 5.** According to *Federal Aviation Regulations Part 101*, a waiver is required to fly the rocket, a copy of that waiver is to be attached to the High Power Information Form. In the case where the launch was a public event, an acceptable alternative to a copy of the waiver is the Range Safety Officer's (RSO) contact information.

**Rule 6.** High Power Rockets may be displayed without a supporting stand. If a supporting stand is used, it is not to exceed 8 square inches and ¾" thick.

**Rule 7.** Must add a High Power Information Form to the information packet that is completed for all rockets.

**Rule 8.** If a safety violation is noted by the judges, superintendent, or other staff, the exhibitor's rocket (at the judge's discretion) will receive a participation ribbon. All information necessary will be given to the NAR and TRIPOLI for investigation and possible revocation of membership.

#### **Division D – Senior Exhibitors**

Class 16. High Power Rocket, Made from Kit or Original Design

Grand Champion Space Tech, Rosette  
Reserve Champion Space Tech, Rosette

##### **Robotics**

For more information on the rules of Robotics, please see the Extension Office.

Grand Champion Robotics, Rosette  
Reserve Champion Robotics, Rosette

##### **Astronomy**

**Rule 1.** The 4-H member must be currently enrolled in the 4-H SpaceTech Project to exhibit in this division.

**Rule 2.** Each exhibitor may enter 1 exhibit per class. Exhibit must have been completed during the current 4-H year.

**Rule 3.** Telescopes entered in this division may be built from a kit or by original design. The design must be original, and not a modification of an existing kit. Pre-finished telescopes which require no construction or painting are not acceptable exhibits.

**Rule 4.** Telescopes are limited to no more than 6' in length. They must be placed on a stationary stand that does not allow the telescope to roll and/or fall over. The stand cannot extend past 2' in length or width.

**Rule 5.** Each telescope exhibit must include a 4-H Astronomy Exhibit Information Form, which should be attached to the outside of a 10" x 13" manila envelope. You must also include construction plans (or a photocopy) of the telescope and place it inside the manila envelope. For notebooks, display boards, and posters, no additional exhibit information is required; no manila envelope is needed for these exhibits.

**Rule 6.** Two photographs showing telescope construction and operation are required. Photographs

current 4-H year. However, in the event that there is a modification in this code the SpaceTech Action Team may review and implement the modified code.

### **Alternative Skins (Ages 14 and Up)**

Alternative Skins are an advanced construction technique that allows the builders of model rockets to display maximum design and creativity in their models. Alternative Skins are thin coverings over a supporting skeleton that serve as the finish of a rocket as opposed to painting.

### **Construction & Operating Rules**

**Rule 1.** Use of Alternative Skins for model aircraft is permitted on rockets of original design provided adequate provisions are made to prevent the rocket from catching fire during all phases of flight.

**Rule 2.** When used in construction, Alternative Skins should not be used as primary structure for the rocket. The rocket should still be of sound design and construction to insure safety for personnel performing launch activities as well as others who are in the nearby vicinity.

### **Types of Covering**

**Rule 1.** Plastic shrink-type coatings used for radio control model aircraft are permitted. These can be obtained from various manufacturers and hobby suppliers.

**Rule 2.** Other types of fabric coverings such as cloth types, using coatings for stiffness are permitted as long as all of the rules set forth above are met.

### **Quality of Finish**

When the above finishes are used, the following judging criteria will apply, in addition to those for judging other rocketry divisions.

**Rule 1.** Seams and transition areas will be uniform and even when they are needed in the construction.

**Rule 2.** Gaps and holes are not permitted in the covering especially where the fins or other stabilizing devices meet the main body of the rocket.

**Rule 3.** Omission of these skins from the bottom of the rocket is permissible. Paints and other types of coatings currently used for rocketry may be substituted in these areas.

**Rule 4.** Alternative Skins in this section may also be used in conjunction with paints on the rocket. However, care shall be taken to insure that edges of the Alternative Skins will not peel off in flight.

### **Division A – Juniors**

Class 10. Rocket Made from Kit (include plans)

Class 11. Rocket Designed by Exhibitor, Not a Modification of an Existing Kit (include original plans)

### **Division B – Seniors**

Class 12. Rocket Made from Kit (include plans)

Class 13. Rocket Designed by Exhibitor, Not a Modification of an Existing Kit (include original plans)

Class 14. Rocket Designed by Exhibitor that Uses Alternative Skins, Not a Modification of an Existing Kit (include original plans)

### **Division C – 11 Years and Older**

This class is designed to encourage teamwork among individuals and clubs to work on a rocket from the initial design to the finished product.

Class 15. Rocket Designed by 2 or More Exhibitors, Not a Modification of an Existing Kit (include original plans)

### **High Power Rocketry Guidelines**

**Rule 1.** 4-H members must be currently enrolled in the 4-H SpaceTech Rocketry Program to exhibit in this division. Exhibitors must be at least 14 yrs. of age by Jan. 1<sup>st</sup> of the current year.

**Rule 2.** The NAR High Power Rocket Safety Code ap-

Booths will be judged for depicting a conservation practice beneficial in Sheridan County with appropriate title/description. See rules above.

## **DEPARTMENT N - OTHER ORGANIZATIONS BANNERS**

See rules under Department M.

Class 1. Other Organization Banner

## **DEPARTMENT O - MISCELLANEOUS ROUND BALE DECORATING CONTEST**

**Rule 1.** You must supply your own bale.

**Rule 2.** NO spray paint allowed.

**Rule 3.** Don't cut the twine or netting.

**Rule 4.** Bale cannot be removed until Saturday after fair.

**Rule 5.** Decorations must reflect the current year's fair theme.

Class 1. Open Hay Bale Decorating Contest

## **DEPARTMENT P - PETS**

**Rule 1.** See rules in the 4-H classes for pets.

### **Dogs (Obedience)**

Class 1. Purebred, All

Class 2. Crossbred, All

*Note: If a substantial increase in participation is recognized, judging will revert to including all working dog groups.*

### **Other Pets**

Class 3. Fish (exhibited in not more than 10 gallon aquarium)

Class 4. Reptile (exhibited in not more than 10 gallon aquarium with lid)

Class 5. Guinea Pig, Hamster, Gerbil, Rat, Mouse (in cage)

Class 6. Purebred or Crossbred Cat

Class 7. Parakeet in Cage

Class 8. Bird in Cage

Class 9. Other Pet (appropriate container or cage)

### **Pet Parade**

**Rule 1.** All pets should be on a leash or in an appropriate restraint. (i.e. hamster cage, etc.)

**Rule 2.** Exhibitors will be asked a series of questions to determine their knowledge in the project.

**Rule 3.** Dog exhibitors should demonstrate the ability of their animal's response to as many of the following commands as possible listed below:

- |         |             |
|---------|-------------|
| A) Sit  | D) Lie Down |
| B) Stay | E) Shake    |
| C) Heel | F) Speak    |

Class 10. Smallest pet

Class 11. Largest pet

Class 12. Most unique pet

Class 13. Prettiest pet

Class 14. Most obedient

Class 15. Best groomed

## **DEPARTMENT Q - WOODWORKING**

Jordan Ostmeyer, Superintendent

**Rule 1.** Each exhibitor is limited to 2 exhibits per class.

**Rule 2.** Any project that has glass should be secured (the Fair Board is not responsible for broken or damaged glass).

**Rule 3.** In judging woodwork articles, consideration will be given to: Workmanship, Design, Choice of Wood, Suitability, Quality of Finish and Usefulness.

Class 1. Article for Farm or Shop Use

Class 2. Furniture for Household or Lawn Use

Class 3. Pre-Cut Kits

Class 4. Other Woodwork Articles (not included in the above classes) Examples include: bird houses, bird feeders, household equipment such as knife racks, bread boards, door stops, etc.

Champion entry selected by the judge will receive a Rosette in each age group if deserved.

## **DEPARTMENT R—PARADE & FLOAT CONTEST**

**Rule 1.** Cash awards will be awarded.

**Rule 2.** Entries will either complete an entry exhibit tag which can be picked up at the Extension Office and returned prior to the parade, or enter online: <http://sheridancountyfair.fairentry.com>

Class 1. Organization Floats

Class 2. Commercial Floats

Class 3. Costumed Walkers and Skaters

Class 4. Decorated Bicycles and Tricycles

Class 5. Antique Vehicle

Class 6. Best-Dressed Girl

Class 7. Best-Dressed Boy

## **4-H, FFA and SCOUTS GENERAL RULES & REGULATIONS**

**Rule 1.** Only regularly enrolled 4-H, FFA, and Scout members may enter exhibits and participate in youth judging events.

**Rule 2.** No members shall make more than 1 entry per class except when otherwise noted under the rules, regardless of the number of divisions in which they are enrolled.

**Rule 3.** All exhibits must be work done in the current club year.

**Rule 4.** An (\*) symbolizes that the State Fair does not have a class. To be eligible to exhibit (unless otherwise stated in rules) at the State Fair, 4-H members must be 9 years-old as of January 1<sup>st</sup> of the current year.

**Rule 5.** Exhibitors (individual or group) should avoid using copyrighted materials whenever possible by originating his/her own work. Exhibitors should use with caution a copyrighted and/or trademarked product or service (a brand name, label or product). Copyrighted and/or trademarked materials utilized in banners, displays, demonstrations, posters or other activities for endorsement or promotion instead of educational purposes will be disqualified and will not be displayed or receive ribbons or premium.

**Rule 6.** The K-State Research and Extension 4-H Youth Program and the Sheridan County Fair Board Association are committed to making their services, activities, and programs accessible to all participants. If you have special requirements because of physical, mental, learning, vision, hearing, or other impairment, please contact the Twin Creeks District - Hoxie Office.

**Rule 7.** The Sheridan County Fair Board Association reserves the right to interpret these rules and regulations and arbitrarily settle all questions arising in connection with the fair that shall be held under the management of this board.

**Rule 8.** Educational booths must be completed by 8:00 pm on the day before the first full day of the fair.

**Rule 9.** Entry for all exhibits must be completed through FairEntry, an online service located at:

casing must be completely hollow from one end of the "spent" engine to the other. This hollowing of the "spent" engine includes removal of the nozzle. DO NOT USE engines that still contain propellant.

**Rule 12.** The report that accompanies the rocket must be limited to the 4-H SpaceTech Rocket Exhibit Information form which is glued to a 10"x 13" envelope.

**Rule 13.** Plans must be placed inside the envelope (can be a copy). This includes original design rockets. If a rocket kit has been modified structurally, notations need to be given indicating the changes made. One or more photographs of the rocket at the launch site are required. Photographs showing the rocket at the moment of ignition are preferred. Photographs should be mounted on one side of 8 ½"x 11" page(s). Include at least 1 page of photos but no more than 5 pages.

**Rule 14.** For a rocket entered in the original design classes, describe in the summary how the rocket was tested for stability prior to flying.

**Rule 15.** The altitude achieved by the rocket is to be determined using a method other than estimation. Examples of accepted methods include: altimeter, computer software, range finders, etc.

## **General Construction Guidelines for All Categories**

**Rule 1.** Angles of fins must fall within +/- 2 degree variation using an approved fin alignment guide (such as DGD 031989).

**Rule 2.** Exhibits must be uniformly painted, smoothly finished, and have decals applied smoothly. Fins should be rounded or streamlined. Fins and body tubes are to be sealed to eliminate the appearance of body grooves and wood grain. Any seams on plastic parts are to be sanded smooth. The rocket is to be properly assembled. Fins and launch lugs are to be filleted to reduce drag and properly secure them to the model. The nose cone is to fit snugly but still allow for easy removal.

**Rule 3.** Models may not be judged based on their paint scheme, with the exception of rockets that fit the definition of a "scale model." These "scale models" may be judged based on the paint scheme. All other rockets may deviate from the suggested paint scheme, allowing the 4-H'er to display maximum creativity in the finishing of his/her rocket. Under no circumstances is the weight given to the paint scheme to be sufficient enough, by itself, to move the model from one ribbon placing to another.

**Rule 4.** Flight damage is to be documented by the participant. The judging of flight damage is to be secondary to all other aspects of the model and only then may it even be considered. However under no circumstance may flight damage be grounds for disqualification.

**Rule 5.** Beginner kits with prefabricated fin assemblies and pre-finished rockets requiring no painting are not acceptable, and will be given a participation ribbon.

**Rule 6.** Original design rockets cannot be a modification of a pre-existing kit and must be of original design.

**Rule 7.** Multi-stage rockets can be flown using just the final stage and be considered fully flown.

## **Rocketry Guidelines**

**Rule 1.** 4-H members must be currently enrolled in the 4-H SpaceTech - Rocketry Program to exhibit in this division.

**Rule 2.** Each rocket must be able to stand freely or be supported by a solid base, not to exceed ¾" thick and 8 square inches.

**Rule 3.** All exhibitors must comply with the NAR Model Rocket Safety Code that is in effect as of Oct. 1<sup>st</sup> of the



as a renewable energy source. The purpose of the exhibit is to inform and create awareness. Create an exhibit that addresses a focused topic related to power generated from a renewable energy source. The purpose of the exhibit is to inform and create awareness.

**Class 9. EXPERIMENT** - Display an experiment addressing a problem or question related to wind power as a renewable energy source. Display an experiment addressing a problem or question related to power generated from a renewable energy source. Include hypothesis, background research, variables, a control, data, findings, conclusions and recommendations for future study.

## SPACE TECH

### General Definitions for All Categories

**Rule 1.** As defined by the National Association of Rocketry (NAR), a scale model is *"any model rocket that is a true scale model of an existing or historical guided missile, rocket vehicle, or space vehicle."* The intent of scale modeling is, according to the NAR, *"to produce an accurate, flying replica of a real rocket vehicle that exhibits maximum craftsmanship in construction, finish, and flight performance."* (NAR "Pink Book" 50.1 4-1)

**Rule 2.** For the purposes of Kansas 4-H SpaceTech, a high powered rocket is defined as a rocket that meets any of the following criteria:

- A. 2" or greater in diameter (not including fins) and taller than 3' (36" including fins)
- B. Weighs more than 1 lb. (16 oz.) at the time of launch
- C. Uses an E™ engine or larger to launch (2D™s, 4C™s, 8B™s, etc.)
- D. Total impulse of all engines used in the rocket is greater than 20.01 Newton-seconds of thrust.

**Rule 3.** For the purposes of Kansas 4-H SpaceTech, no rocket may be launched using engines totaling more than an I™ impulse engine or 640 Newton-seconds of total thrust.

**Rule 4.** NAR refers to the National Association of Rocketry and its governing board.

**Rule 5.** All NAR documents, with the exception of the "pink book," referenced herein can be found at: <http://www.nar.org>

**Rule 6.** NAR rules for launching and construction of all rockets are assumed to be used by all 4-H SpaceTech exhibitors.

**Rule 7.** Adult supervision is defined as being under the direct supervision of someone 18 yrs. of age or older.

**Rule 8.** High power certification is defined as having successfully completed a certification program for high-powered rocketry through the NAR and maintaining that certification. This applies to all membership levels in the NAR.

**Rule 9.** Relevant documents may be obtained from the Extension Office or from:

[www.kansas4-H.org/event/spacetechn](http://www.kansas4-H.org/event/spacetechn)

**Rule 10.** Each exhibitor may enter up to 2 rockets that have been constructed during the current year. If 2 rockets are entered, 1 rocket must be a "kit" and the 2<sup>nd</sup> may be entered into any other applicable class. To exhibit in this division, the rocket must have been flown. Support rods must not extend past the tip of the highest nosecone on the model. Support rods must remain in the upright position. Do not angle. NO model may be submitted on a launch pad.

**Rule 11.** Engines/igniters are not permitted with the exhibit and constitute an immediate disqualification. The only exception to this is the use of a "spent" engine as a permanently affixed structural component of a display base. When a "spent" engine is used in this manner the

<https://sheridancofair.fairentry.com> 4-Hers will log in using their 4HOnline accounts. Open Class and FFA exhibitors will create an account in the FairEntry system using an email address and password to enter their exhibits. Any questions or exhibitor who doesn't have access to a computer may contact the Twin Creeks District Extension Office for assistance. **All entries are due by July 9th** Each exhibitor shall enter exhibits with departmental superintendents at the designated check-in time on the fair schedule.

**Rule 10.** All educational exhibits for all projects will be entered under Department Y — Miscellaneous. Educational exhibits share with others what you learned in a project. Exhibits may be in the form of a poster, notebook, or display. If exhibit is a poster, it must not be larger than 22" x 30". If exhibit is a display, maximum size cannot exceed a standard commercial 3' x 4' tri-fold display board. No card table displays are allowed. Take care to select durable materials that will withstand fair conditions. Name and county must be clearly marked on educational exhibits.

**Rule 11.** The official 4-H age is open to youth 7-19 yrs. as of January 1<sup>st</sup> of the current year.

**Rule 12.** For Conference Judging, participants are expected to wear show attire or a Fair 4-H t-shirt.

**Rule 13.** Pre-Entry deadlines for the Kansas State Fair are the following:

**\*August 15:** Pre-entries for all other exhibits in the 4-H/FFA and 4-H Divisions are due on the KSFAIR website no later than August 15. (You will need to contact the Extension Office)

### Food Auction Regulations

**Rule 1.** Each 4-H member has the opportunity to sell one flat (pop or vegetable size flat) consisting of items he/she entered in the 4-H Foods Judging at the fair. They must let a superintendent know at the time of entry if they are going to participate in the sale.

**NOTE:** Products not used for display will be sold at the Food Auction for 4-H Council unless they are picked up before 4:00 p.m. or prior arrangements have been made with superintendents.

**Rule 2.** Items must have been exhibited or be of the same batch as exhibited items. The flat may contain more than one exhibit but must be from the same 4-H member. All food items must be properly covered.

**Rule 3.** All food items deemed inedible (i.e. undercooked, spoiled, etc.) by the judge for any reason cannot be sold.

**Rule 4.** The 4-H member must deliver the flat to sale arena before the start of the sale but after the superintendents have started setting up for the sale. The 4-H member must be present to present their own flat during the sale or have been excused by the food superintendent.

**Rule 5.** The 4-H member will be responsible for collecting the money for the flat and delivering the flat to the buyer. A receipt card with the buyer's name and purchase price will be given to the 4-H member.

**Rule 6.** Only non-perishable food items can be sold.

**Rule 7.** No item will be released until judging is finished.

**Rule 8.** All items to be placed in the flat must be picked up from the food display no later than one hour before the start of the sale.

**Rule 9.** Grand and Reserve Champions will be recognized first, then the sale order will be alphabetical within Food Class starting with Level I followed by Level II, etc..

**Rule 10.** Clothing attire for selling is either a 4-H t-shirt or "livestock show clothes".

## Livestock Regulations

**Rule 1.** Exhibitors in this department must have owned their market beef for a period of not less than 140 days; bucket calves, lambs, goats, and swine not less than 90 days prior to the opening date of the Sheridan County Fair. All animals shall be weighed at a central weigh-in and ear tags issued, except for bucket calves which must be tagged but are not eligible for the Rate of Gain Contest. This weight will be posted on the exhibitor's card. *Exceptions may be made for special circumstances at the discretion of the district agent and Fair Board.*

**Rule 2.** Livestock exhibitors may enter 2 market animals per species.

**Rule 3.** Each exhibitor must assume all risk of showing his/her animals. Neither the Sheridan County Fair Board Association nor Kansas State University Research and Extension nor the superintendents will assume responsibility in case damage to animals or other exhibits should occur.

**Rule 4.** Each exhibitor must furnish feed and feeding facilities for livestock, and must clean his/her own stall during and after the fair.

**Rule 5. REMINDER:** All livestock shows at the Sheridan County Fair follow the guidelines of a "no fit" show, "Blow and Show". "No Fit" is defined as using no adhesive, glue, paint or powder products.

**Rule 6.** Exhibitors must show their own animal during official judging, except in cases of absences excused by the District Extension Agent or when the exhibitor has more than one animal competing at a given time, to be eligible for awards. An animal will be shown by another 4-H/FFA member in this situation.

**Rule 7.** All livestock exhibitors will observe a dress code at both the show and sale. No shorts and no shirts with writing will be allowed. Shirts must be button-up, with sleeves that go past the shoulder, and are appropriate for showing livestock.

**Rule 8.** Superintendents in the Youth Livestock Department shall make a determination, if necessary, as to whether an animal shall be eligible to show based on weight requirements and disposition of animal. The Sheridan County Fair Board reserves the final and absolute right to determine all questions regarding the awarding of a premium.

**Rule 9.** Only the designated ringmaster, judge, District Extension Agent, and other exhibitors will be allowed in the arena during the showing.

**Rule 10.** All animals shall be free of clinical signs of infectious or contagious disease.

**Rule 11.** Livestock purchased outside of the state: contact the Extension Office for more information.

**Rule 12.** In order to show market livestock during the Kansas State Fair, the exhibitor must have nominated the animal. (Please refer to species for deadlines) Pre-Entry deadlines for the Kansas State Fair are the following:

**\*August 1:** State 4-H Horse Show pre-entries are due on the KSFAIR website and in the State 4-H Office. (Contact the Extension Office)

**\*August 15:** 4-H/FFA Beef, Sheep and Swine pre-entries due to the Kansas State Fair Office. (Contact the Extension Office)

**For more information about the Kansas State Fair, please contact the Extension Office.**

**Rule 13.** All 4-H/FFA members are required to participate in the current 4-H year's Livestock Judging Contest, enter in showmanship, and participate in an educational livestock care class in order to participate in the Livestock Sale. YQCA (Youth for the Quality Care of Animals) certification can be used to meet the educational requirement. Members that have not been excused from these requirements will not be eligible to

exhibits are allowed, and must be constructed such that the judges have wiring access to examine the quality and safety of workmanship.

**Class 2. DC Electrical Projects** (projects with a battery or direct current power source) This class includes electric kits or original projects. This class also includes

demonstration DC powered projects. Examples include: wiring two or three way switches, difference between series/parallel lighting circuits, and wiring doorbell switches. All DC electric projects must include batteries supplied by 4-H member. Projects must be constructed such that the judges have access to examine the quality of wiring workmanship.

**Class 3. Electronic Projects** (projects with a battery or direct current power source) This class includes electronic kits or original projects. Examples include: radios, telephones, toy robots, light meters, and security systems. Exhibits may be constructed using printed

circuit board, wire warp, or breadboard techniques. Include instruction/assembly manual if project is constructed from a kit. Include plans if an original project. Projects must be constructed such that the judges have access to examine the quality of wiring workmanship.

**Class 4. Educational Displays and Exhibits.** This class includes any educational displays, exhibits or science fair projects which DO NOT have a power source. (Ex: exhibits, posters, or displays of wire types, conduit types, electrical safety, tool or motor parts identification or electrical terminology) Educational displays and exhibits must be legible from a distance of 4'.

Grand Champion Electric/Electronics, Rosette  
Reserve Champion Electric/Electronics, Rosette

## Small Engines

All exhibits should involve engines smaller than 20 horsepower for classes 5-7. Displays are limited to 4' wide and 4' deep—both upright and floor displays. Maximum tri-fold size is 3'x4'.

**Class 5. DISPLAY**—Exhibit a display, selecting one of the following options: 1) a display identifying different engine or lawn and garden equipment parts or a display showing the function of the various engine or lawn and garden equipment parts; 2) a display identifying and explaining the function(s) of different special tools needed for small engine work; 3) a display illustrating and providing the results of any one of experiments that are included in the project books. No complete engines, lawn tractors, tillers, chainsaws are permitted for display.

**Class 6. MAINTENANCE**—Exhibit a display that illustrates either routine maintenance procedures or diagnosing and trouble shooting specific problems in an engine. No complete engines, lawn tractors, tillers, chainsaws are permitted for display.

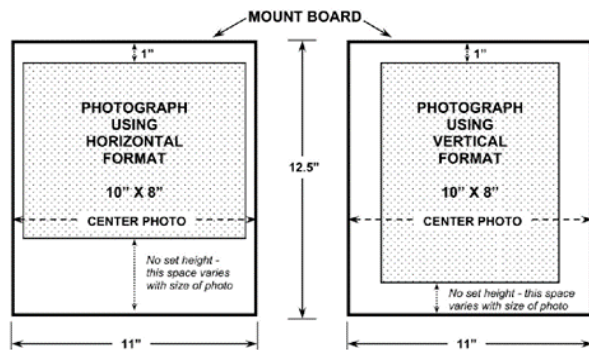
**Class 7. OPERATION**—exhibit an operable small engine (no more than 20 HP) overhauled or rebuilt by the member. Include maintenance schedule for the engine and a brief description of steps taken by the member overhauling or rebuilding the engine. Engine should contain no fuel in tank or carburetor.

## Wind Alternative Energy

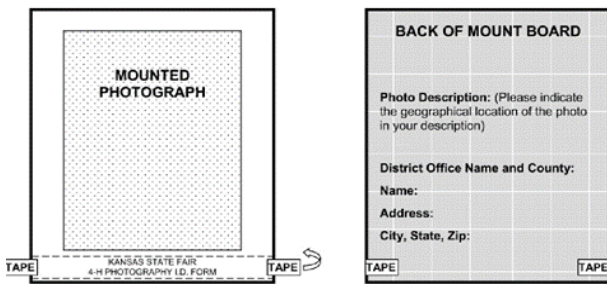
A form of energy derived from a natural source, such as the sun, geothermal, wind, tides or waves. All exhibits in this division are limited in size to standard, tri-fold, display boards (36" X 48") and items may not extend beyond 12" from the back board. All displays must be self standing.

**Class 8. EDUCATIONAL DISPLAY** - Create an exhibit that addresses a focused topic related to wind power

## PHOTO DISPLAY INSTRUCTIONS



**NOTE:** Use only adhesives designed for permanent photography mounting. Do not use rubber cement or other household glues (white glue, etc.).



## DEPARTMENT W—MECHANICAL SCIENCES

### Energy Management

Jordan Ostmeier, Superintendent

**Rule 1.** Only those who have met the requirements of the Energy Management Project are eligible to exhibit in this division.

**Rule 2.** An exhibitor may enter up to two articles in this division, but only one article per class.

**Rule 3.** Articles that have been in use should be cleaned for exhibit.

**Rule 4.** A sheet of operating instructions must be furnished for any exhibit not self-explanatory.

**Rule 5.** Exhibit must be operable. If battery power is required, batteries must be furnished.

**Rule 6.** Any project with a complexity of size or electronics must have:

- Instructions for assembly and use
- Equipment available at the time of judging for actual testing of the exhibit

**Rule 7.** No hand-dipped solder may be used on exhibits.

**Rule 8.** Each exhibit must have a scorecard attached. This scorecard is available from the Extension Office.

### Electrical and Electronics

**Class 1.** AC Electrical Projects (projects with a 110/120V alternating current [AC] power source) Examples include: household wiring demonstrations, small appliance extension cords, trouble lights, indoor or outdoor wiring boards, and shop lights. Projects may be a restoration or original construction. The project must be operational and meet minimum safety standards. AC projects must be 110/120 V, no 240V

sell their market animal that current year during the Livestock Sale. Circumstances for absence must be reviewed and approved by the Sheridan County Fair Board prior to participant being excused.

**Rule 14.** It is recommended that youth under the age of 10 who are showing market steers have had the educational experience of showing a bucket calf and 2<sup>nd</sup> year bucket calf. This recommendation is to help ensure the safety of participants.

**Rule 15.** A 2<sup>nd</sup> year bucket calf can be shown if he/she showed that calf as a 1<sup>st</sup> year bucket calf as a 4-H member.

**Rule 16.** No intact male species will be allowed in the horse, goat, sheep, market beef, 2<sup>nd</sup> year bucket calf, and swine classes.

**Rule 17.** Selection of Overall Grand and Reserve Animals will be chosen during a grand drive. Grand Champions from each market class will enter the Grand Drive. Once Overall Grand Champion is selected, the Reserve Champion from the Overall Grand Champion's market class will be added to the Grand Drive. Then the Overall Reserve Champion will be selected.

## Livestock Sale Regulations

**Rule 1.** Sale committee shall consist of the Beef, Swine, Sheep and Goat division superintendents.

**Rule 2.** All animals sold through the sale (market beef, market hogs, market lambs, and market meat goats) will be sold at the check-in weight.

**Rule 3.** Rabbits, poultry, dairy goats and 1<sup>st</sup> year bucket calves will not be sold through the sale.

**Rule 4.** Each youth exhibitor shall be limited to the sale of one animal per species of livestock.

**Rule 5.** Market animals must be shown in the arena by the exhibitor for showmanship and market classes to be eligible for sale unless otherwise excused by superintendent(s) or District Extension Agent.

**Rule 6.** Reserve Champions may only sell for a max of 10¢ per pound less than the Grand Champion and all other animals may only sell for a max of 10¢ per pound less than the Reserve Champion in each species class.

**Rule 7.** Minimum and maximum weights for animals being sold through the sale, as weighed the day of entry are: steers 1,000 lbs. minimum, 1450 lbs. maximum; 2<sup>nd</sup> yr. bucket calf 1,000 lbs. minimum, 1450 lbs. maximum; swine 195 lbs. minimum, 290 lbs. maximum; sheep 85 lbs. minimum, 150 lbs. maximum; goats 40 lbs. minimum, 85 lbs. maximum. Any animal weighing more than the maximum weight may show and sell, but will be sold at maximum weight. All animals under the minimum weights may show, but will not be sold.

## Herdsmanship

The Herdsmanship award will be made to clubs who keep their alleys, pens and exhibits neat, clean and attractive. This is a total club effort, and herdsman duties are those of exhibitors rather than leaders and parents. A cash award (\$50.00) will be provided to the top 4-H Club. Individual awards may also be given for exemplary individual herdsman. Individual awards will be awarded at the Achievement Ceremony.

Timeframe: Wednesday 10:00 a.m. through release time on Saturday.

### Judging Criteria:

- Animals fed and watered, bedded and kept clean.....50%
- Area organized and safe for spectators.....15%
- Area neat and clean (in front & behind area), stall cards correct.....20%
- Leaving wash rack area clean after use.....15%

## Round Robin

**Rule 1.** Grand Champion and Reserve Champion

Junior and Senior 4-H Showman in Swine, Beef, Sheep, Dairy Cow, Dairy Goat, Meat Goat and Horse are eligible to compete for overall Showman. This is not a required event, so if the member does not wish to compete that is his/her choice.

**Rule 2.** Grand Champion and Reserve Champion out of each division will show one of each species.

**Rule 3.** The juniors and seniors will be divided into age groups so they are not competing against each other.

Junior Grand Champion Rosette or prize  
Junior Reserve Champion Rosette or prize  
Senior Grand Champion Rosette or prize  
Senior Reserve Champion Rosette or prize

### **Average Daily Gain Contest**

Market animals in each species that have been weighed and tagged by the weigh-in deadline date are eligible. Average daily gain will be computed by the District Extension Agent or superintendent(s). Winners will be the animals that have the highest average daily gain in each species. (including animals over the weight limit) Winners will be announced at the livestock sale and will receive a medal.

## **DEPARTMENT S – ANIMAL SCIENCE**

Rob Farber, Bob Schwarz & Cody Jacobs  
Beef Superintendents

### **Beef Showmanship**

Class 1. Novice Division (Any first year showman in a given species regardless of age is eligible to show in the Novice Class.) Members winning this division may not go on to the Round Robin and may not move back into their respective division for that year.)

Class 2. Junior Division, 13 years and Under

Class 3. Senior Division, 14 years and Older

Novice Grand Champion Showmanship, Rosette  
Novice Reserve Champion Showmanship, Rosette  
Junior Grand Champion Showmanship, Rosette  
Junior Reserve Champion Showmanship, Rosette  
Senior Grand Champion Showmanship, Rosette  
Senior Reserve Champion Showmanship, Rosette

### **Market Beef**

**Rule 1.** Market steers and/or heifers under 1000 lbs. will be shown in a special class and are ineligible in championship ribbons competition.

**Rule 2.** All steers and/or heifers must be tagged with a Kansas 4-H EID tag and a DNA Hair Sample submitted prior to May 1<sup>st</sup> to be eligible for Kansas State Fair competition. A commercial heifer must be tagged with a Kansas 4-H EID tag and a DNA Hair Sample submitted prior to June 15<sup>th</sup> to be eligible for Kansas State Fair competition.

Class 4. Market Steer (4-H/FFA), All Breeds

Class 5. Market Heifer (4-H/FFA), All Breeds

Grand Champion Market Beef, Rosette  
Reserve Champion Market Beef, Rosette

### **Breeding Beef**

**Rule 1.** Brucellosis Requirements: All cattle admitted to the fair grounds must meet one of the following classifications:

- A. Originate in and constitute a part of a certified Brucellosis-free herd. Herd certification number must be entered on the health certificate. All heifers must be tagged with an official Kansas 4-H/FFA beef ear tag by the last weigh-in date.
- B. Originate from a USDA classified "Brucellosis-free" state. Kansas is a Brucellosis-free state.
- C. All heifers, 18 months of age and older, are required to have a negative Brucellosis test within 60 days, regardless of vaccination status.

appropriate color photo class.

**Rule 13.** Photo albums must include 20 or more snapshots.

**Rule 14.** The photo sequence must include at least 3 snapshot photos telling a story. They are to be mounted on poster board.

**Rule 15.** Digital Composite Class. Photograph is created from two or more original images photographed by exhibitor. HDR Photos will be judged on photo-graphic merit as well as manipulation technique and process.

**Rule 16.** Classes will be divided into three experience level groups:

3 Years or Less Experience

4 to 7 Years Experience

8 or More Years Experience

**Rule 17.** Photos with live subject(s) on railroad right away or taken from railroad right of way property will not be displayed in Kansas 4-H Photography and will be disqualified and not judged.

Class 51. Color Photo (taken by a 4-H member with 3 years or less in the project)

Class 52. Color Photo (taken by a 4-H member with 4 to 7 years in the project)

Class 53. Color Photo (taken by a 4-H member with 8 or more years in the project)

Class 54. Black & White Photo, Black & White Prints Only (all levels of experience)

Class 55. Digital Composite Photo, Photo must be from an original taken by the exhibitor. Exhibitor must include a second 11" x 12½" matte board mounted with standard size print or prints (if more than one photo was used) of the original photo(s) and 3" x 5" cards explaining what manipulation was done. Exhibit may include additional photos (standard size and may be layered) showing editing steps. Place both matte boards in the same two gallon freezer-type bag. *Note: See Rule 15 for definition.*

\*Class 56. Photo Sequence

\*Class 57. Photo Album

\*Class 58. Panorama

\*Class 59. Growth Portfolio (4-7 years experience)

\*Class 60. Growth Portfolio (8 + years experience)

\*Class 61. Career Portfolio (4-7 years experience)

\*Class 62. Career Portfolio (8 + years experience)

3 Years or Less Experience

Grand Champion Photography, Rosette

Reserve Champion Photography, Rosette

4 to 7 Years Experience

Grand Champion Photography, Rosette

Reserve Champion Photography, Rosette

8 Years or More Experience

Grand Champion Photography, Rosette

Reserve Champion Photography, Rosette

## Printing

- Class 34. Stamped Design, Gift Bag
- Class 35. Stamped Design, Greeting Card
- Class 36. Stamped Design, Any Other
- Class 37. Stenciling, Fabric
- Class 38. Stenciling, Wood or Metal
- Class 39. Block Printing
- Class 40. Screen Printing
- Class 41. Other Printing

## 3-D Construction

- Class 42. Flower Arrangement, Dried or Silk
- Class 43. Wall Decoration
- Class 44. Diorama
- Class 45. Miniature Scenic Design
- Class 46. Abstract 3-D Design
- Class 47. Realistic 3-D Design
- Class 48. Other 3-D Design
- Class 49. Leather Craft Work
- Class 50. Jewelry Making
- Junior Grand Champion Visual Arts, Rosette
- Junior Reserve Champion Visual Arts, Rosette
- Senior Grand Champion Visual Arts, Rosette
- Senior Reserve Champion Visual Arts, Rosette

## Photography

Shirley Popp, Toby Korte,  
Carter Beckman & Isabella Ostmeyer,  
Superintendents

**Rule 1.** Exhibitor may enter up to 3 photos in each class, but no more than 6 total entries.

**Rule 2.** Photographs entered must be the result of the current year's project work by the 4-H member. Photos images must be taken by the exhibitor.

**Rule 3.** Photos are to be mounted across the narrow (11") dimension of 11" x 12.5" sheet of white or cream studio mount. Do not use foam core board. Photos mounted on poster board will not be displayed. (See illustration on page 55)

**Rule 4.** Remove white border from enlargement before mounting. All photos must be no larger than 8" x 10" and no smaller than 7" x 9", after trimming.

**Rule 5.** Photos must be mounted with the top edge of the print 1" below the top of the mount. The sides of the print must be an equal distance from the two sides of the mount.

**Rule 6.** A permanent mount must be made by using any photographic adhesive that is labeled for use on photographs (Purchase mounting boards at the Extension Office).

**Rule 7.** No lettering, including date, is permitted on the front of the mount or on the photo. No underlay or borders are to be used.

**Rule 8.** Exhibitor's name, address, photo class, location where the photograph was taken, club name, and Twin Creeks District - Sheridan should be written on the back of the mount.

**Rule 9.** To protect exhibits from dust and moisture, place photo in a Photo Sleeve or two-gallon self-sealing bag.

**Rule 10.** Improperly mounted photos (including prints with the white borders not removed) will be awarded a ribbon one placing lower than the placing determined by the official judge.

**Rule 11.** Photographs taken with a digital camera and having no more adjustments than exposure, color intensity or correction, one-click filter effects, red eye removal, cropping, dodging and burning should be entered in the standard Color or Black & White classes.

**Rule 12.** The Black & White Class is for black and white prints only. Monochromatic prints, including sepia prints are considered color photos and must be entered in the

D. Official calf hood vaccinated animals of beef breeds under 24 months of age and dairy breeds under 20 months of age may show without a Brucellosis test. Vaccination tattoo symbol must appear on health certificate.

E. Kansas dairy cattle from herds that have four consecutive current negative milk ring tests need not be tested for Brucellosis. Vaccination tattoo symbol must appear on health certificate.

**Rule 2.** Tuberculosis Requirements: All cattle admitted to the fairgrounds must meet one of the following classifications:

A. Originate in and constitute a part of a TB accredited herd. The TB accredited herd number must appear on the health certificate.

B. Originate from a USDA classified "TB free" state. Kansas is a TB free state.

C. Cattle not qualifying under A and C must test negative to TB within 90 days of the show, except steers and calves under 6 months of age.

**Rule 3.** Definition of ages of beef cattle: Junior Heifer Calf is one calved between January 1<sup>st</sup> through April 30<sup>th</sup> of the current year. Senior Heifer is one calved between January 1<sup>st</sup> through April 30<sup>th</sup> of the previous year. Cow/Calf Pairs are all females older than senior heifers with calves at side. Cow must be lactating and calf cannot be over 240 days old.

**Rule 4.** To show at the Kansas State Fair, the animal must be registered in the 4-Hers name and weigh a minimum of 1000 lbs.

Class 6. Junior Heifer Calf

Class 7. Senior Heifer

Class 8. Cow/Calf Pair

Grand Champion Breeding Beef, Rosette  
Reserve Champion Breeding Beef, Rosette

## Bucket Calf

**Rule 1:** 4-H members must be between 7 - 12 years of age. Member shall not have passed his/her 13<sup>th</sup> birthday by January 1<sup>st</sup> of the current year.

**Rule 2.** Calf must be obtained at least 90 days prior to the fair. Animal may be a bull, steer, or heifer. If an animal dies, it may be replaced with written approval of the Fair Board.

**Rule 3.** Member may exhibit only one bucket-fed calf per year.

**Rule 4.** Judging will be on the following criteria:

A. Overall grooming appearance (clean, brushed, and not requiring to be trimmed)

B. Ease at which member has worked with halter broken, can lead and control the animal

C. General knowledge (shots, feed, etc.)

Class 9. Bucket-Fed Calf

Grand Champion Bucket Calf, Rosette  
Reserve Champion Bucket Calf, Rosette

## Second Year Bucket Calf

**Rule 1.** Must have been shown as a bucket calf in the previous year's fair by that 4-H member.

**Rule 2.** Weigh and tag the 2<sup>nd</sup> year bucket calf at central market steer weigh-in in February.

**Rule 3.** Treated as a separate class from the other market beef or breeding heifer classes.

**Rule 4.** 2<sup>nd</sup> year bucket calf will be judged as a market beef or breeding heifer.

Class 10. Market Yearling Bucket Calf

Class 11. Breeding 2<sup>nd</sup> Year Bucket Calf

Grand Champion 2<sup>nd</sup> Year Bucket Calf, Rosette  
Reserve Champion 2<sup>nd</sup> Year Bucket Calf, Rosette

## DEPARTMENT V—INDIVIDUAL & COMMUNITY RESOURCES

### VISUAL ARTS

Andrea Zeigler & Adleigh Ziegler  
Superintendents

**Rule 1.** All exhibits which need to be hung MUST have a wire or saw tooth hanger attached in order to be properly displayed. If necessary hardware is not attached, it may not be displayed. Items should be marked to indicate if they are part of a multi-piece set. All art will be judged on overall appearance, including neatness, individual creativity, free expression, developmental levels, and the ability to follow directions.

**Rule 2.** Each exhibit is to be labeled. Label should be attached in an inconspicuous place and should contain name of exhibit, department number, class, and exhibitor's name.

**Rule 3.** Pictures must be originals, not copies.

**Rule 4.** 4-H members should exhibit in the project in which they are enrolled. The Fiber Arts Project offers classes for quilting, embroidery, etc.

**Rule 5.** All exhibits are entered at your own risk.

**Rule 6.** State Fair rules for Arts and Crafts: \*Each county is allowed a specific number of exhibits, according to the number of members enrolled in the project. *Art and craft items are displayed at the State Fair and will receive participation ribbons for being on display. Some artwork will be selected to be on display at Rock Spring's 4-H Center during the year. If one exhibitor has both Grand and Reserve in Jr. or Sr. Division, then it will be Judge's Choice for State Fair Selection.*

### Cutting and Pasting

- Class 1. Scrapbook, Album or Page
- Class 2. Collage
- Class 3. Paper Cutting Design (scissors snipping)
- Class 4. Pop-Up Designs, Greeting Card
- Class 5. Pop-Up Designs, Scrapbook
- Class 6. Accordion Book
- Class 7. Decoupage
- Class 8. Other Cutting and Pasting

### Drawing

- Class 9. Charcoal Drawing
- Class 10. Ink Drawing
- Class 11. Pencil Drawing
- Class 12. Pastel Drawing
- Class 13. Other Drawing

### Painting

- Class 14. Acrylic Painting
- Class 15. Oil Painting
- Class 16. Water Color
- Class 17. Tempera Painting
- Class 18. Textile Painting
- Class 19. Ceramics, Staining
- Class 20. Ceramics, Dry-Brushing
- Class 21. Ceramics, Glaze
- Class 22. Ceramics, Over-glaze
- Class 23. Porcelain Painting
- Class 24. Decorative Painting on Wood
- Class 25. Other Painting

### Sculpting

- Class 26. Pinch Pots
- Class 27. Coil Pots
- Class 28. Slab Pots
- Class 29. Paper Mache
- Class 30. Jewelry
- Class 31. Wood Carving
- Class 32. Pottery Wheel Pots
- Class 33. Other Sculpting

### Dairy Dairy Showmanship

Class 12. Novice Division (Any first year showman in any given species regardless of age is eligible to show in the Novice Class.) Members winning this division may not go on to the Round Robin and may not move back into their respective division for that year.)

Class 13. Junior Division, 13 Years and Under

Class 14. Senior Division, 14 Years and Older

For more information about the rules of Dairy Showmanship, please see the Extension Office.

Novice Grand Champion Showmanship, Rosette  
Novice Reserve Champion Showmanship, Rosette  
Junior Grand Champion Showmanship, Rosette  
Junior Reserve Champion Showmanship, Rosette  
Senior Grand Champion Showmanship, Rosette  
Senior Reserve Champion Showmanship, Rosette

### Dairy Cattle

Class 15. Dairy Animal (0-9 months)

Class 16. Dairy Animal (10-15 months)

Class 17. Dairy Animal, Bred Heifers

Class 18. Dairy Animal, Cow

Grand Champion Dairy Cattle, Rosette  
Reserve Champion Dairy Cattle, Rosette

For more information about the rules of Dairy Cattle, please see the Extension Office.

### Swine

Greg Haffner, Andrew Haffner, Zach Cooper  
Randy Farber & Mike Miller  
Superintendents

**Rule 1.** Gilts may not show in market class if they show as breeding gilts.

**Rule 2.** Market hogs should be clean when weighed.

**Rule 3.** All feed has to be in hangover feeders. No rubber tubs.

**Rule 4.** All animals must be free of signs of disease.

**Rule 5.** Market hogs must be ear notched and tagged with an official Kansas ear tag by June 15<sup>th</sup> to be eligible at the Kansas State Fair.

**Rule 6.** All 4-H/FFA exhibitors must be YQCA (Youth for the Quality Care of Animals) certified by June 15<sup>th</sup> to compete during the Kansas State Fair or Junior Livestock Show.

**Rule 7.** Hogs showing at Kansas State Fair cannot be larger than 290 lbs.

### Swine Showmanship

Class 19. Novice Division (Any first year showman in any given species regardless of age is eligible to show in the Novice Class.) Members winning this division may not go on to the Round Robin and may not move back into their respective division for that year.)

Class 20. Junior Division, 13 Years and Under

Class 21. Senior Division, 14 Years and Older

Novice Grand Champion Showmanship, Rosette  
Novice Reserve Champion Showmanship, Rosette  
Junior Grand Champion Showmanship, Rosette  
Junior Reserve Champion Showmanship, Rosette  
Senior Grand Champion Showmanship, Rosette  
Senior Reserve Champion Showmanship, Rosette

### Market Hogs

Class 22. Market Hogs (4-H/FFA), All Breeds

Grand Champion Market Hog, Rosette  
Reserve Champion Market Hog, Rosette

### Breeding Swine

**Rule 1.** Gilts farrowed after January 1<sup>st</sup> of current year.

**Rule 2.** Must be free of signs of disease.

preservation exhibit decisions:

4H712 - "Food Safety Recommendations for Food Preservation Exhibits";

MF3170 - "10 Tips for Safe Home-Canned Food

MF3171 - "Sassy Safe Salsa at Home";

MF3172 - "What's Your Elevation?"

MF3241 "How to Guide to Water Bath Canning and Steam Canning" <http://www.bookstore.ksre.ksu.edu/pubs/MF3241.pdf>

MF3242 "How to Guide to Pressure Canning" <http://www.bookstore.ksre.ksu.edu/pubs/MF3242.pdf>

**Rule 2.** Alcohol is not allowed as an ingredient in food preservation entries. Entries with alcohol in the recipe will be disqualified and not judged.

**Rule 3.** Each member may enter up to two entries per class.

**Rule 4.** Each exhibit must have the complete recipe and instructions attached with the entry card, or it will be lowered one ribbon placing. Recipe must include exhibitor name, recipe source, date of publication, and altitude of residence.

**Rule 5.** Exhibits will remain sealed and not tasted by the judge.

**Rule 6.** Exhibits must be sealed in clean, clear standard canning jars with matching brand two-piece lids. (ex: use Ball lids on Ball jars, or Kerr lids on Kerr jars, etc.) Do not use colored jars. Do not add fancy padded lids, fabric over-wraps, or cozies as they interfere with the judging process. No fancy packs unless recipe states to do so (ex: Pickled asparagus). Jars must be sealed when entered. Jelly must be in a half pint or pint jar. All other products must be in pint or quart jars. *NOTE: There are now 12 oz. and 24 oz. jars available and may be used. Use pint jar canning process recommendation for 12 oz. jars. Use quart jar process recommendations for 24 oz. jars.*

**Rule 7.** Each jar exhibited must be labeled. The label must not cover brand name of the jar. The label must include: Class No.; Product; Altitude of Residence; Canning Method (water bath, weighted gauge or dial gauge pressure method); Process Time; Pressure (psi); date processed including month and year; Name; and Twin Creeks District-Hoxie. Label templates may be found at:

[http://www.kansas4-h.org/events-activities/fairs/kansas-state-fair/docs/foods-and-nutrition/Foods\\_Label.pdf](http://www.kansas4-h.org/events-activities/fairs/kansas-state-fair/docs/foods-and-nutrition/Foods_Label.pdf)

**Rule 8.** Hole punch the entry card and use a string to attach the entry card and recipe around the top of the jar.

**Rule 9.** Classes will be divided into two age groups:

Junior: Ages 7-13 as of Jan. 1<sup>st</sup> of current year

Senior: Ages 14-19 as of Jan. 1<sup>st</sup> of current year

Class 126. Sweet Spreads & Syrups (1 jar)

Class 127. Fruits & Juices (1 jar)

Class 128. Low Acid Vegetables, Such as Green Beans, Corn, etc. (1 jar)

Class 129. Pickles & Relishes (1 jar)

Class 130. Tomato/Tomato Products (1 jar)

Class 131. Meats (1 jar)

Class 132. Dried Foods (1 kind of dried food exhibited in a small canning jar) Suggested amount: 1/3-1/2 cup, or 3-4 pieces per exhibit. All meat jerky must be cooked to 160 degrees F before or after drying. Dried products must include the recipe and preparation steps. Jerky not heated to 160 degrees F will be disqualified and not judged. Heating information can be found in "Dry meat Safely at Home" <http://www.ksre.ksu.edu/bookstore/pubs/MF3173.pdf>

Grand Champion Foods Preservation

Rosette in each level

Reserve Champion Foods Preservation

Rosette in each level

Class 23. Hampshire Breeding Gilt

Class 24. Duroc Breeding Gilt

Class 25. Yorkshire Breeding Gilt

Class 26. Crossbreed Breeding Gilt

Class 27. Other Breeding Gilt

Grand Champion Breeding Swine, Rosette

Reserve Champion Breeding Swine, Rosette

## Sheep

Cody Jacobs, BJ Rogers, Shelby Moss  
Superintendents

**Rule 1.** Sheep must be free of signs of "sore mouth" and active fungal (ringworm) infection, including club lamb fungus.

**Rule 2.** During the judges inspection or handling, all four feet of the animal are to be in contact with the ground.

**Rule 3.** All sheep must be identified with an official USDA premises ID (scrapie) tag.

## Sheep Showmanship

Class 28. Novice Division (Any first year showman in any given species regardless of age is eligible to show in the Novice Class.) Members winning this division may not go on to the Round Robin and may not move back into their respective division for that year.)

Class 29. Junior Division, 13 Years and Under

Class 30. Senior Division, 14 Years and Older

Novice Grand Champion Showmanship, Rosette

Novice Reserve Champion Showmanship, Rosette

Junior Grand Champion Showmanship, Rosette

Junior Reserve Champion Showmanship, Rosette

Senior Grand Champion Showmanship, Rosette

Senior Reserve Champion Showmanship, Rosette

## Market Lambs

**Rule 1.** Market lambs must be born after January 1<sup>st</sup> of the current year.

**Rule 2.** Market lambs should be sheared at least 30 days prior to fair date, blocked for the fair to no more than 1/4" long wool.

**Rule 3.** Market lambs must have been nose-printed and have an official Kansas ear tag by June 15<sup>th</sup> to be eligible at the Kansas State Fair.

Class 31. All breeds (4-H/FFA)

Grand Champion Market Lamb, Rosette

Reserve Champion Market Lamb, Rosette

## Breeding Sheep

**Rule 1.** Breeding ewe must possess their lamb teeth and be born after September 1<sup>st</sup> of the previous year.

**Rule 2.** Yearling ewes must be born on or after January 1<sup>st</sup> of the preceding year and before September 1<sup>st</sup> of the preceding year.

**Rule 3.** Brood ewes will be any ewes 2 years old or older at fair time.

Class 32. Ewe Lambs

Class 33. Yearling Ewes

Class 34. Brood Ewes

Grand Champion Breeding Sheep, Rosette

Reserve Champion Breeding Sheep, Rosette

## Goats

Cody Jacobs & BJ Rogers  
Superintendents

## Dairy Goat Showmanship

Class 35. Novice Division (Any first year showman in any given species regardless of age is eligible to show in the Novice Class.) Members winning this division may not go on to the Round Robin and may not move



back into their respective division for that year.)

Class 36. Junior Division, 13 Years and Under

Class 37. Senior Division, 14 Years and Older

Novice Grand Champion Showmanship, Rosette  
Novice Reserve Champion Showmanship, Rosette  
Junior Grand Champion Showmanship, Rosette  
Junior Reserve Champion Showmanship, Rosette  
Senior Grand Champion Showmanship, Rosette  
Senior Reserve Champion Showmanship, Rosette

### **Dairy Goats**

**Rule 1.** Animals with pinkeye, ringworm, sore mouth, and any open, contagious abscesses as determined by the Sheridan County Fair Board Association will not be permitted to exhibit.

**Rule 2.** Entries will be placed in classes by age with the day of the judging being the base date.

**Rule 3.** Only does are allowed to show. All breeds are shown together.

Class 38. All Breeds

Grand Champion Dairy Goat, Rosette  
Reserve Champion Dairy Goat, Rosette

### **Meat Goat Showmanship**

Class 39. Novice Division (Any first year showman in any given species regardless of age is eligible to show in the Novice Class.) Members winning this division may not go on to the Round Robin and may not move back into their respective division for that year.)

Class 40. Junior Division, 13 Years and Under

Class 41. Senior Division, 14 Years and Older

Novice Grand Champion Showmanship, Rosette  
Novice Reserve Champion Showmanship, Rosette  
Junior Grand Champion Showmanship, Rosette  
Junior Reserve Champion Showmanship, Rosette  
Senior Grand Champion Showmanship, Rosette  
Senior Reserve Champion Showmanship, Rosette

### **Meat Goats**

**Rule 1.** Meat goats should be individually owned by the exhibitor and preferably identified by a Kansas 4-H ear tag or tattoo.

**Rule 2.** Wethers and does will be allowed to show in market classes.

**Rule 3.** Market animals will be weighed upon arrival at the show and divided into classes by weight. Priority is to provide maximum equity for all exhibitors.

**Rule 4.** Dehorning is preferred. If not dehorned, the horns must be tipped prior to arrival on the grounds.

**Rule 5.** Use of halter collars or chain collars is allowed in the show ring.

**Rule 6.** Health requirements are to coincide with those at the given show and the federal scrapie guidelines. All goats sold at auction must be identified with an official USDA premises ID (scrapie) tag.

Class 42. All Breeds, Market Class

Class 43. All Breeds, Breeding Doe Class

Grand Champion Meat Goat, Rosette  
Reserve Champion Meat Goat, Rosette

Grand Champion Breeding Meat Goat, Rosette  
Reserve Champion Breeding Meat Goat, Rosette

### **Other Goats**

Class 44. Angora Goat  
Class 45. Pygmy Goat  
Class 46. Other Goat

Class 117. Tricks with Mixes (commercial mix made with added ingredients)

Class 118. Restricted Dietary Food—3 entries allowed (gluten free, dairy free, sugar free, nut free etc.)

Class 119. Other—2 allowed

\*Class 120. "Flop" Food Entry (judged on taste only, not on presentation)

Class 121. Recipe File (minimum of 20 recipes)

Grand Champion Foods & Nutrition  
Rosette in each level  
Reserve Champion Foods & Nutrition  
Rosette in each level

### **Decorated Cakes**

**Rule 1.** Anyone enrolled in a 4-H Foods project may enter in this division.

**Rule 2.** Cake and decorations will be judged.

**Rule 3.** Cake and frosting must be made from scratch.

**Rule 4.** Cake shall not exceed 18" in height.

**Rule 5.** Board that cake is placed on shall not exceed 18" square.

**Rule 6.** Classes will be divided into two age groups:

Junior: Ages 7-13 as of Jan. 1<sup>st</sup> of current year

Senior: Ages 14-19 as of Jan. 1<sup>st</sup> of current year

Class 122. Birthday Cake

Class 123. Special Occasion

Class 124. Other

Grand Champion Decorated Cakes  
Rosette in each level  
Reserve Champion Decorated Cakes  
Rosette in each level

### **County Commissioner Cookie Jar**

Size of glass jar should be one gallon. Decoration of jar counts for 25%. Jar must be completely full with at least five different kinds of cookies made from scratch and individually wrapped. Bring one sample of each cookie on a plate. Identify the exhibit in a way that judge will not need to open the jar. The winning cookie jar will be presented to the Sheridan County Commissioners at the Food Auction. (The Champion entry will be selected from the Open Class, Scout Class and 4-H Class combined for one Champion entry.)

Class 125. Individual, Family or Club

Grand Champion Cookie Jar, Rosette

### **Food Preservation**

**Rule 1.** Recipes and processing methods from the sources below are recommended. Recipes must be from 1995-present. Processing methods that will be disqualified include: open kettle canning, over canning, sun canning and using electric multi-cookers. For more information on electric multi-use cookers, see [http://nchfp.uga.edu/publications/nchfp/factsheets/electric\\_cookers.html](http://nchfp.uga.edu/publications/nchfp/factsheets/electric_cookers.html). Untested recipes will be disqualified for food safety reasons. Tested recipe resources include: K-State Research and Extension Food Preservation publications; USDA Complete Guide to Home Canning; So Easy to Preserve, 6th edition, The University of Georgia Cooperative Extension Service; Ball Blue Book Guide to Preserving; Ball Complete Book of Home Preserving; All New Ball Book of Canning & Preserving; Canning mixes (i.e. Mrs. Wage's, Ball); Pectin manufacturers (i.e. Sure-Jell, Ball); <http://www.rrc.k-state.edu/preservation/recipes.html> Refer to the following K-State Research and Extension publications for more information to help you make informed, safe food



### **Level III** **(Suggested Ages 12-14)**

Class 91. Food Gift Package - No alcoholic beverages will be accepted. A food gift package must contain at least 3 different food items (prepared for human consumption), made by the 4-H member, in a suitable container no larger than 18"x18"x18". Prepared food items must have recipes attached with the entry. Additional homemade food items beyond the 3 minimum or purchased items may also be included in the gift basket. Bring one sample of each item on a plate for the judge to taste. On the back of the entry card, answer these questions: a) what is the intended use; b) what food safety precautions were taken during and after preparation. This entry will count as a non-perishable food product, not as an educational exhibit. Home canned foods must follow Food Preservation rules. Canning jars should not be used for baking per manufacturer's instructions, they could break during baking.

- Class 92. Single Layer or Bundt Cake (no foam cakes)
- Class 93. Yeast Bread
- Class 94. Loaf of Bread from Bread Machine
- Class 95. Yeast Dinner Rolls
- Class 96. Yeast Sweet Rolls
- Class 97. Specialty Breads (such as pretzels, tearing, fruit bread, and breadsticks)
- Class 98. Quick Bread
- Class 99. Muffins
- Class 100. Coffeecake
- Class 101. Tricks with Mixes (commercial mix made with added ingredients)
- Class 102. Restricted Dietary Food—3 entries allowed (gluten free, dairy free, sugar free, nut free etc.)
- Class 103. Other—2 entries allowed
- \*Class 104. "Flop" Food Entry (judged on taste only, not on presentation)
- Class 105. Recipe File (minimum of 15 recipes)

### **Level IV** **(Suggested Ages 15 and Older)**

- Class 106. Food Gift Package (see Class #78 for instructions)
- Class 107. Foam Cake, Unfrosted (angel food, sponge, chiffon, etc.)
- Class 108. Frosted Layer Cake
- Class 109. Quick Bread
- Class 110. Pie (no purchased crust, no cream or custard filling)
- Class 111. Yeast Bread
- Class 112. Loaf of Bread from Bread Machine
- Class 113. Yeast Rolls
- Class 114. Specialty Breads (such as pretzels, tea ring, fruit bread, breadsticks)
- Class 115. Flat Yeast Bread (pita, tortilla, fry bread, etc.)
- Class 116. Modified Recipe (baked food made from original recipe which has been modified to improve nutritional value) Attach one - 8 1/2" X 11" page (front and back) that includes Original Recipe, Modified Recipe, and Narrative to describe modifications made, why modifications were made and lessons learned such as nutritive value, or changes in appearance, doneness, aroma, flavor, tenderness and/or texture. Example: a standard blueberry muffin recipe that is modified to make it gluten free. Suggested resources: Altering Recipes for Better Health Purdue University: <http://www.extension.purdue.edu/extmedia/cfs/cfs-157-w.pdf>; Altering Recipes for Good Health Texas A&M University: <http://fcs.tamu.edu/files/2015/02/altering-recipes-for-good-health.pdf>

### **Horses**

Amanda Ostmeyer, Kami Miller, Amy Seegmiller & Jordan Ostmeyer, Jordan Schippers, Evie Schippers  
Superintendents

**Rule 1.** Horses are to be brought in at show time and will be removed following the show because of lack of separate horse barns.

**Rule 2.** A properly executed 4-H horse identification certificate identifying both the exhibitor and the horse he/she will exhibit or ride must be completed and turned into the Twin Creeks District Extension Office by May 1<sup>st</sup> of the current year.

**Rule 3.** All rules stated in the Kansas 4-H Horse Show Book will be followed and enforced to include General Show Rules, attire, and equipment requirements. A copy of the rule book is available upon request from the Twin Creeks District Extension Agent.

**Rule 4.** To be eligible to enter the State 4-H Horse Show at the Kansas State Fair, 4-H members aged 9 - 13 must have successfully met the requirements of all 3 sections of Achievement Level 1 prior to the NW District Horse Show registration deadline. 4-H members aged 14 - 18 must have successfully met the requirements of all 3 sections of Achievement Level II prior to the NW District Horse Show registration deadline. Members must receive a purple or blue ribbon in every event in which they plan to show at the Kansas State Fair. Stock type horses include: Quarter Horse, Paint, Palomino, Pinto, Appaloosa, Buckskin. Non-stock type horses include: Morgan, Arabian, Tennessee Walker, Thoroughbred, Saddlebred.

**Rule 5.** High point and reserve high point awards will be awarded to participants in the junior division, intermediate division and senior division. These awards have been awarded by the Sheridan County Horse Club.

### **Halter**

- Class 47. Yearling Stock Type Fillies
- Class 48. Yearling Non-Stock Type Fillies
- Class 49. 2-3 Year Stock Type Mares
- Class 50. 2-3 Year Non-Stock Type Mares
- Class 51. Aged Stock Type Mares (4 yrs. and older)
- Class 52. Aged Non-Stock Type Mares (4 yrs. and older)
- Class 53. Yearling Stock Type Geldings
- Class 54. Yearling Non-Stock Type Geldings
- Class 55. 2-3 Year Stock Type Geldings
- Class 56. 2-3 Year Non-Stock Type Geldings
- Class 57. Aged Stock Type Geldings (4 yrs. and older)
- Class 58. Aged Non-stock Type Geldings (4 yrs. And older)

Grand Champion Mare/Filly, Rosette  
Reserve Champion Mare/Filly, Rosette

Grand Champion Gelding, Rosette  
Reserve Champion Gelding, Rosette

### **Horse Showmanship**

Class 59. Novice Division (Any first year showman in any given species regardless of age is eligible to show in the Novice Class.) Members winning this division may not go on to the Round Robin and may not move back into their respective division for that year.)

Class 60. Junior Division

Class 61. Intermediate Division

Class 62. Senior Division

Novice Grand Champion Showmanship, Rosette

Novice Reserve Champion Showmanship, Rosette

Junior Grand Champion Showmanship, Rosette

Junior Reserve Champion Showmanship, Rosette

Intermediate Grand Champion Showmanship, Rosette

Intermediate Reserve Champion Showmanship, Rosette

Senior Grand Champion Showmanship, Rosette

Senior Reserve Champion Showmanship, Rosette

## Performance & Speed

- Class 63. English Pleasure (Senior)
- Class 64. English Pleasure (Intermediate)
- Class 65. English Pleasure (Junior)
- Class 66. English Pleasure (Novice)
- Class 67. English Equitation (Senior)
- Class 68. English Equitation (Intermediate)
- Class 69. English Equitation (Junior)
- Class 70. English Equitation (Novice)
- Class 71. Bareback Pleasure (Senior)
- Class 72. Bareback Pleasure (Intermediate)
- Class 73. Bareback Pleasure (Junior)
- Class 74. Bareback Pleasure (Novice)
- Class 75. Western Pleasure (Senior)
- Class 76. Western Pleasure (Intermediate)
- Class 77. Western Pleasure (Junior)
- Class 78. Western Pleasure (Novice)
- Class 79. Western Horsemanship (Senior)
- Class 80. Western Horsemanship (Intermediate)
- Class 81. Western Horsemanship (Junior)
- Class 82. Western Horsemanship (Novice)
- Class 83. Trail (Senior)
- Class 84. Trail (Intermediate)
- Class 85. Trail (Junior)
- Class 86. Trail (Novice)
- Class 87. Working Ranch Horse (Senior)
- Class 88. Working Ranch Horse (Intermediate)
- Class 89. Working Ranch Horse (Junior)
- Class 90. Working Ranch Horse (Novice)
- Class 91. Reining (Senior)
- Class 92. Reining (Intermediate)
- Class 93. Reining (Junior)
- Class 94. Reining (Novice)
- Class 95. Pole Bending (Senior)
- Class 96. Pole Bending (Intermediate)
- Class 97. Pole Bending (Junior)
- Class 98. Pole Bending (Novice)
- Class 99. Barrel Racing (Senior)
- Class 100. Barrel Racing (Intermediate)
- Class 101. Barrel Racing (Junior)
- Class 102. Barrel Racing (Novice)
- Class 103. Flag Race (Senior)
- Class 104. Flag Race (Intermediate)
- Class 105. Flag Race (Junior)
- Class 106. Flag Race (Novice)

## Poultry

Joni Shaw & Carley Cooper, Superintendent

For more information about the rules of Poultry, please see the Twin Creeks District Extension Office.

## Poultry Showmanship

- Class 107. Novice Division (Any first year showman in any given species regardless of age is eligible to show in the Novice Class.)
- Class 108. Junior Division, 13 Years and Under
- Class 109. Senior Division, 14 Years and Older

Novice Grand Champion Showmanship, Rosette  
 Novice Reserve Champion Showmanship, Rosette  
 Junior Grand Champion Showmanship, Rosette  
 Junior Reserve Champion Showmanship, Rosette  
 Senior Grand Champion Showmanship, Rosette  
 Senior Reserve Champion Showmanship, Rosette

## Poultry

- Class 110. Standard Breeds, Large Fowl (one young bird of either sex)
- Class 111. Standard Breeds, Large Fowl (one old bird of either sex)
- Class 112. Standard Breeds, Bantams (one young bird of either sex)

allowed as an ingredient in food entries. Entries with alcohol in the recipe will be disqualified and not judged.

**Rule 4.** All baked goods must be left whole and uncut. Small items, such as cookies and rolls, should be the same shape and from the same recipe. Exhibit 3 cookies, 3 muffins, 3 bread sticks, 1 loaf bread, etc.

**Rule 5.** Any baked product that can be removed from the pan should be placed on paper plates, covered cardboard, boxes, or disposable container. **Do not use non-disposable containers (pie plates, cake carriers, etc.).** Only the exhibit is judged. The container is not judged.

**Rule 6.** Carefully secure the entry form and recipe to the outside of the wrapped exhibit. Do not wrap forms in plastic. The exhibitor is encouraged to attach a 3"x 5" index card with the entry card to give the judge any information which the exhibitor thinks would be helpful for the judge to know.

**Rule 7.** All unfrosted cakes should be exhibited in an upright position with crust showing. The exception is for those cakes made with special designs such as Bundt cakes. They should have top crust side down.

**Rule 8.** For food safety reasons, under baked entries will not be judged or sold.

**Rule 9.** Educational Exhibit. Refer to Rule 10 under the 4-H, FFA and Scouts: General Rules & Regulations. The Educational Exhibit Evaluation form will be provided at judging time. *NOTE: A collection of your favorite recipes in a recipe box or notebook does not constitute an educational exhibit.*

**Rule 10.** A decorated food item must be a food item, not a decorated box. Cakes & frosting should be made from scratch.

**Rule 11.** Dried foods are to be exhibited in Food Preservation.

## Level I

### (Suggested Ages 7 & 8)

- \*Class 66. Nutritious Snack
- \*Class 67. No-Bake Cookies
- \*Class 68. Cookies
- \*Class 69. Bar Cookies (2"x2")
- \*Class 70. Muffins (no cupcake papers)
- \*Class 71. Baking Powder Biscuits
- \*Class 72. Cupcakes
- \*Class 73. Tricks with Mixes (commercial mix made with added ingredients)
- \*Class 74. Restricted Dietary Food—3 entries allowed (gluten free, dairy free, sugar free, nut free etc.)
- \*Class 75. Other—2 entries allowed
- \*Class 76. "Flop" Food Entry (judged on taste only, not on presentation)
- \*Class 77. Recipe File (5 recipes)

## Level II

### (Suggested Ages 9-11)

*(Must be 9-years-old to exhibit at the State Fair)*

- Class 78. Nutritious Snack
- Class 79. Cookies
- Class 80. Bar Cookies (2"x2")
- Class 81. Muffins (no cupcake papers)
- Class 82. Baking Powder Biscuits
- Class 83. Quick Bread
- Class 84. Loaf of Bread from Bread Machine
- Class 85. Coffeecake
- Class 86. Tricks with Mixes (commercial mix made with added ingredients)
- Class 87. Restricted Dietary Food—3 entries allowed (gluten free, dairy free, sugar free, nut free etc.)
- Class 88. Other—2 entries allowed
- \*Class 89. "Flop" Food Entry (judged on taste only, not on presentation)
- Class 90. Recipe File (minimum of 10 recipes)

## Family Studies

**Rule 1.** Information sheets should be on a half sheet of 8.5" x 11" paper placed with the entry tag. Information sheet may be in a plastic bag. Include the following on the information sheet:

- A. Where did I get the idea for this exhibit?
- B. What decisions did I make to ensure this exhibit is safe for a child to use?
- C. Describe two (2) characteristics of a child of this age that help in understanding the appropriateness of this exhibit for the age of the child?
- D. How does this exhibit attract a child's attention? What can the child learn from this exhibit, or how does it promote growth and development?

**Rule 2.** Educational Exhibit - Refer to Rule 10 under the 4-H, FFA and Scouts: General Rules & Regulations.

- \*Class 58. Toy, Game, or Activity Made for Baby (birth-18 months)
- \*Class 59. Toy, Game, or Activity Made for Toddler (18 months- 3 years)
- \*Class 60. Toy, Game, or Activity Made for Preschooler (3-5 years)
- \*Class 61. Toy, Game, or Activity Made for Grade School Child (6-9 years)
- \*Class 62. Activity with a Younger Child-Exhibit should be a poster or scrapbook showing 4-H'er working with a child age 0 - 8 years. May show a specific activity such as making something with the child, or other child care and interactions as the 4-H'er chooses. May include photos, captions, story, or essay.
- \*Class 63. Babysitting Kit
- \*Class 64. Family Involvement Entry-Exhibit should show an activity that the family did together. It might include making something such as a doll house or feed bunk. Item may be exhibited if desired. Other possibilities include a house or farm clean-up project, a family reunion, a celebration of a family milestone, a trip or vacation, moving, a community service project, etc. Photographs are encouraged. Photographs should show family participation, not just the completed item. Participation by all family members is important. Attach a card listing family names and what each person did to prepare for the event, to make the item, or to participate in the activity.
- \*Class 65. Family History Scrapbook

Grand Champion Family Studies, Rosette  
Reserve Champion Family Studies, Rosette

## Foods & Nutrition

Rhonda Gaede, Roberta Shipley, Linda Lager,  
Dalene Babcock, Kathryn Tremblay, Jacqui  
Haffner, Laural Rumbach,  
Superintendents

**Rule 1.** A member may enter 1 item per class (unless otherwise noted). Complete recipes with ingredients and instructions must be attached with the entry. Exhibitors not following all rules will be lowered one ribbon placing when judged. "Flop" Food Entry not eligible for Grand or Reserve placings.

**Rule 2.** For food safety purposes, any food with custard and dairy-based fillings and frostings (ex. Cream Cheese), raw eggs, flavored oils, "canned" bread or bread/cake in a jar, or any food requiring refrigeration (ex. Bacon) will be disqualified and not judged. Refer to K-State Research and Extension publication, 4H888, Judge's Guide for Food and Nutrition Exhibits, for information to help you make informed, safe food exhibit decisions.

**Rule 3.** Alcohol (ex. Wine, beer, and hard liquor) is not

- Class 113. Standard Breeds, Bantams (one old bird of either sex)
- Class 114. Production Pullets, Pen of 3 (Standard bred, crossbred or strain cross pullets to be judged on egg production qualities)
- Class 115. Production Hens, Pen of 3 (Standard bred, crossbred or strain cross hens to be judged on egg production qualities)
- Class 116. Dual Purpose Pullets, Pen of 3 (Rhode Island Reds, New Hampshire, Plymouth Rocks, etc.)
- Class 117. Dual Purpose Hens, Pen of 3 (Rhode Island Reds, New Hampshire, Plymouth Rocks, etc.)
- Class 118. Turkeys, All Breeds (one bird of either sex)
- Class 119. Ducks-Call or Bantam, All Breeds (one bird of either sex)
- Class 120. Ducks, All Breeds (one bird of either sex)
- Class 121. Geese, All Breeds (one bird of either sex)

Grand Champion Poultry, Rosette  
Reserve Champion Poultry, Rosette

## Rabbits

Joni Shaw & Carley Cooper, Superintendent

### Rabbit Showmanship

- Class 121. Novice Division (Any first year showman in any given species regardless of age is eligible to show in the Novice Class.)
  - Class 122. Junior Division, 13 Years and Under
  - Class 123. Senior Division, 14 Years and Older
- Novice Grand Champion Showmanship, Rosette  
Novice Reserve Champion Showmanship, Rosette  
Junior Grand Champion Showmanship, Rosette  
Junior Reserve Champion Showmanship, Rosette  
Senior Grand Champion Showmanship, Rosette  
Senior Reserve Champion Showmanship, Rosette

## Rabbits

**Rule 1.** Each rabbit should be legibly and permanently tattooed in its left ear for identification.

**Rule 2.** Pre-junior breeds include the following: Beveren, American Chinchilla, Hotot, Californian, Giant Chinchilla, New Zealand, Champagne d'Argent, Cinnamon, Palomino, Checkered Giant, Crème d'Argent, Satin.

**Rule 3.** Intermediate breeds include the following: American, Champagne d' Argent, New Zealand, Giant Angora, Flemish Giant, Palomino, Beveren, Hotot, Satin, Californian, English Lop, Silver Fox, French Lop.

- Class 124. Pre-Junior, Under 3 Months (refer to rule #2)
- Class 125. Junior, Under 6 Months
- Class 126. Intermediate, 6-8 Months (refer to rule #3)
- Class 127. Senior, 8 Months & Over (for all breeds not listed in Rule #3)
- Class 128. Meat Pen, 3 Rabbits (all one breed and variety, maximum weight 5 lbs. each, judged on meat qualities, condition, and uniformity)

Grand Champion Rabbit, Rosette  
Reserve Champion Rabbit, Rosette

## Cats

For more information about the rules of Cats, please see the Twin Creeks District Extension Office.

### Cat Showmanship

- \*Class 129. Novice Division (Any first year showman in any given species regardless of age is eligible to show in the Novice Class.)
  - \*Class 130. Junior Division, 13 Years and Under
  - \*Class 131. Senior Division, 14 Years and Older
- Novice Grand Champion Showmanship, Rosette

Novice Reserve Champion Showmanship, Rosette  
Junior Grand Champion Showmanship, Rosette  
Junior Reserve Champion Showmanship, Rosette  
Senior Grand Champion Showmanship, Rosette  
Senior Reserve Champion Showmanship, Rosette

### Cats

- \*Class 132. Long Hair Cat
- \*Class 133. Long Hair Kitten (4-12 months)
- \*Class 134. Short Hair Cat
- \*Class 135. Short Hair Kitten (4-12 months)

Grand Champion Cat, Rosette  
Reserve Champion Cat, Rosette

### Dogs

Joni Shaw, Superintendent

**Rule 1.** 4-H Dog Show Immunization Record (MG-34 Revised, October 2014 accepted) must be completed for each dog entered at the County Fair. The fully completed record form must be presented to the veterinarian at health check on the day of the show to be eligible to compete. Teams without the immunization record will not be allowed to show. Required vaccinations include: Bordetella, Distemper, Hepatitis, Parvovirus, Parainfluenza, Rabies. The Rabies vaccination must be administered by a graduate, licensed veterinarian. All vaccinations must be current. Dogs must be at least 6 months of age at time of show, in order to have received all of the required immunizations.

**Rule 2.** Any abuse of dogs on grounds, or in the ring, will result in disqualification.

**Rule 3.** No dog in season will be allowed to show.

**Rule 4.** Well-fitting collars of leather, chain, or fabric are to be used for obedience. No spiked, pinch, special training collars, and hanging objects from collars are allowed.

**Rule 5.** Any dog fouling the ring will receive a white ribbon. Owners should collect all dog waste in plastic bags and put in trash.

**Rule 6.** Baiting dogs is not allowed.

**Rule 7.** Dogs are not allowed to run off leash.

**Rule 8.** Any breed or mixed breed of dog is eligible to compete. The dog must be owned by or in possession of the handler or his/her immediate family.

**Rule 9.** Good sportsmanship shall be observed at all times. Result of poor sportsmanship may lead to loss of ribbon, class dismissal, or disqualification from the show as determined by the show organizer and judge(s).

**Rule 10.** A 4-H story and picture of the animal should accompany the entry (They will be left on display). This will be due on Tuesday evening in the 4-H exhibit hall.

### Dog Showmanship

Entries will be judged on fitting of dog including: clean and well brushed, tone and condition of coat, healthy appearance, teeth, toenails, and eyes. Handler will be judged on alertness, grace, and ease, coordination with dog and reaction of dog to handler with straight and even gait and movement of dog.

Class 136. Novice Division (Any first year showman in any given species regardless of age is eligible to show in the Novice Class.)

Class 137. Junior Division, 7-11 Years Old

Class 138. Intermediate Division, 12-14 Years Old

Class 139. Senior Division, 15 Years and Older

Novice Grand Champion Showmanship, Rosette  
Novice Reserve Champion Showmanship, Rosette  
Junior Grand Champion Showmanship, Rosette  
Junior Reserve Champion Showmanship, Rosette  
Intermediate Grand Champion Showmanship, Rosette  
Intermediate Reserve Champion Showmanship, Rosette  
Senior Grand Champion Showmanship, Rosette

**Rule 6.** Exhibitors are expected to be enrolled in the Fiber Arts project in which they are entered. When the exhibit is a sewn garment that also includes one or more Fiber Art techniques (such as knitting, crochet, needle arts, or patchwork and quilting), the determination of what division (Clothing or Fiber Arts) and class in which to enter will be left with the 4-H member.

**Rule 7.** All exhibits which need to be hung MUST have the appropriate saw tooth hanger, rod, wire or other mechanism attached in order to be properly displayed. If necessary hardware is not attached, it may not be displayed.

**Rule 8.** There are no age-specific classes in Fiber Arts.

Class 45. Crochet- an Article (see Rule #5)

Class 46. Knitting- an Article, made either by hand or by knitting machine (see Rule #5)

Class 47. Needle Arts- an Article, created by hand using any of the following techniques: embroidery, cross-stitch, needlepoint, candle-wicking, crewel, lacework and/or appliqué.

Class 48. Patchwork or Quilted Article, it is an acceptable practice for the exhibitor to create the patchwork or quilted article and have someone else quilt it (see Rule #5)

Class 49. Rug Making- Rug, acceptable techniques include: braiding, latch hook, tying, floor cloth, etc. The finished product should be an item that would be appropriate for use in the home.

Class 50. Spinning- Skein (minimum 10 yards in length)

Class 51. Weaving/Woven Article, exhibitors should attach information about the type of loom or process used (see Rule #5). (Potholders, etc.)

Class 52. Ethnic Arts- an Article, defined as a Fiber Arts technique that is associated with a specific country or culture. It is a practical skill that was developed to provide basic family needs such as apparel, home furnishings or decorations. It is also defined as a method that has been maintained throughout history and passed on to others, often by observation and by example, such as batik, Swedish huck towel weaving, mud cloth, bobbin weaving, tatting, etc. Members should attach information on the history of the Ethnic Fiber Art, where it was used, by whom, how it was used, a short description of the technique, etc. (see Rule #5)

Class 53. Macramé-an Article

Class 54. Other

Grand Champion Heritage Fiber Arts, Rosette  
Reserve Champion Heritage Fiber Arts, Rosette

### Home Environment

Jordan Ostmeyer, Superintendent

**Rule 1.** An entry card must be attached to the exhibit with safety pin(s), tape, or string.

**Rule 2.** A member may make only one exhibit in this division.

NOTE: Educational poster, display, or notebook may include swatches, colors, stories, photographs, and project records which detail what was accomplished this year with a given indication of long term plans.

Class 55. Single Exhibit. An article made or refinished by the 4-H'er for the home. Attach a 3" x 5" index card explaining how the item was made or refinished, costs involved and how it fits into the color and design of the room.

Class 56. Educational Exhibit - Refer to Rule 10 under the 4-H, FFA and Scouts: General Rules & Regulations.

Class 57. Notebook

Grand Champion Home Environment, Rosette  
Reserve Champion Home Environment, Rosette

Include in the story the following:

- Physical characteristics of individual
- Why the garment was selected and purchased
- Accessories selected
- How the garment could or does fit into a wardrobe inventory or plan. Explain what accessories were purchased or how other items from wardrobe can be used.
- Analysis of specific construction techniques (be specific on construction techniques such as stitching, reinforcements, etc.)
- Fiber content, care, and fabric structure
- Compare/contrast garment(s) selected as well as garment(s) rejected. Tell how they were alike (compare) and how they were different (contrast)
- Cost of garment. Explain how the garment fits into the clothing budget or spending plan.
- Estimated cost per wearing (cost of garment divided by estimated times to be worn for one year - Cost of Wear Form)

### **Level I (Ages 7-10 Years)**

\*Class 42. Scrapbook

### **Level II (Ages 11—13 Years)**

\*Class 43. Scrapbook

### **Level III (Ages 14 & Up)**

\*Class 44. Scrapbook

Grand Champion Buymanship Scrapbook, each level  
Reserve Champion Buymanship Scrapbook, each level

### **Fiber Arts**

Karlee Geisinger  
Superintendent

Fiber Arts is defined as any method of creating a unique design with fiber, fabric or yarn. This may include: making fabric (such as weaving, crocheting, knitting, needlepoint); or when existing fabric is changed into something quite different. (such as quilting, embroidery or ethnic art)

#### **Rule 1. Identification Label**

- A. Type or print on 3" x 2½" piece of cloth: class number, county / district, exhibitor's name.
- B. Sew or safety-pin this ID label on the corner of flat articles.
- C. For garments, attach ID label to the front left shoulder seam, or left side of waistband, as if you were wearing the garment.

**Rule 2.** A member may enter only 1 exhibit in each class, with a total of up to 3 Fiber Arts Exhibits. All articles/garments must be finished for use.

**Rule 3.** When articles which are normally worn as a pair are exhibited, both articles must be shown together. Fasten articles together securely with yarn.

**Rule 4.** Special consideration will be given to articles which are of original design. Such articles should have a note attached explaining the original design.

**Rule 5.** The exhibitor should attach an index card, no larger than 3" x 5", with the entry form to give the judge any information on what parts of the exhibit they made, processes used, or information which the exhibitor thinks would be helpful for the judge. Please indicate if items were made from a kit. For all items please indicate fiber content, specifically if they are made of at least 90% wool. For quilted items indicate who did the quilting and binding.

Senior Reserve Champion Showmanship, Rosette

### **Dog Obedience Competition**

Only one dog per class will be allowed.

Class 140. Sub-Novice (for all 1<sup>st</sup> year handlers and/or 1<sup>st</sup> year dogs and those who have not received a qualifying score)

Class 141. Novice (for 4-H'ers who have shown a dog or a dog that has been shown previously)

Class 142. Graduate Novice (for all 4-H'ers and dogs who have completed Novice)

Class 143. Open A (for all 4-H members with dogs who have qualified in graduate novice)

Class 144. Open B (for all 4-H members and dogs who have qualified in Open A)

Class 145. Utility A (for all 4-H members and dogs who have qualified in Open B, all exercises off leash)

Class 146. Utility B (for all 4-H members and dogs who have qualified in Utility A, all exercises off leash)

Grand Champion Dog, Rosette  
Reserve Champion Dog, Rosette

### **Small Pets**

Joni Shaw, Superintendent

For more information about the rules of Small Pets, please see the Extension Office.

\*Class 147. Guinea Pigs, Hamsters, Gerbils, Mice, Rats, & Other Mammals

\*Class 148. Birds

\*Class 149. Reptiles, Fish, Amphibians

Grand Champion Small Pets, Rosette  
Reserve Champion Small Pets, Rosette

### **Pet Parade**

Joni Shaw, Superintendent

**Rule 1.** All pets should be on a leash or in an appropriate restraint (i.e. hamster cage, etc.).

**Rule 2.** Exhibitors will be asked a series of questions to determine their knowledge in the project.

**Rule 3.** Dog exhibitors should demonstrate the ability of their animal's response to as many of the following commands as possible listed below:

- |         |             |
|---------|-------------|
| A) Sit  | D) Lie down |
| B) Stay | E) Shake    |
| C) Heel | F) Speak    |

\*Class 150. Smallest pet

\*Class 151. Largest pet

\*Class 152. Most unique pet

\*Class 153. Prettiest pet

\*Class 154. Most obedient

\*Class 155. Best groomed

### **DEPARTMENT T—PLANT SCIENCE**

Nash Geisinger, Superintendent

#### **Crops**

**Rule 1.** Products exhibited in this division must have been grown by the 4-H/FFA member in the current year, with the exception of soybean seed and edible field bean seed.

**Rule 2.** Exhibitor may exhibit a maximum of 1 entry per class.

**Rule 3.** Exhibits should be as mature as possible.

**Rule 4.** Every entry must be identified by hybrid or variety name.

**Rule 5.** All classes calling for a gallon sample may have a 2 ½" to 3" in diameter cylinder placed in a glass container to reduce the amount of grain to about 3 quarts.

- Class 1. White Corn, 10 Ear Exhibit (variety or hybrid must be named)
- Class 2. Yellow Corn, 10 Ear Exhibit (variety or hybrid must be named)
- Class 3. Hybrid Grain Sorghum, 10 Head Exhibit (hybrid must be named)
- Class 4. Hybrid Forage Sorghum, Entire Plant-No Roots (hybrid must be named)
- Class 5. Other Forage Sorghums, Entire Plant-No Roots (variety must be named)
- Class 6. Soft Red Winter Wheat, 1 Gallon Sample (variety or hybrid must be named)
- Class 7. Hard Red Winter Wheat, 1 Gallon Sample (variety or hybrid must be named)
- Class 8. Hard Winter Wheat, 1 Gallon Sample (variety or hybrid must be named)
- Class 9. Sunflowers, Confectionery Heads (3 heads must be submitted)
- Class 10. Sunflowers, Confectionery Seeds in Jar (1 gallon jar must be submitted)
- Class 11. Sunflowers, Oil Seed Heads (3 heads must be submitted)
- Class 12. Sunflowers, Oil Seeds in Jar (1 gallon jar must be submitted)
- Class 13. Oats, 1 Gallon Sample (variety must be named)
- Class 14. Barley, 1 Gallon Sample (variety must be named)
- Class 15. Alfalfa, 1 Gallon Sample (variety must be named)
- Class 16. Alfalfa Hay: Exhibit to consist of one flake or slice from a rectangular bale, or a 10" section cut from a round bale. Flake or slice should be approximately 6" in thickness and tied in two directions. (variety must be named)
- Class 17. Grass Hay: Exhibit to consist of a 10" flake or slice, 6" thick and tied in two directions. (variety must be named)
- Class 18. Brome Grass: Exhibit to consist of 1 gallon sample of seed.
- Class 19. Other Tame Grasses: Exhibit to consist of 1 gallon sample of seed.
- Class 20. Soybeans: Exhibit to consist of 1 gallon sample of seed from most recent harvest. (variety must be named)
- Class 21. Soybeans: Exhibit to consist of a bundle of 5 plants from most recent harvest. (variety must be named)
- Class 22. Edible Field Beans: Exhibit to consist of 1 gallon sample of seed from most recent harvest.
- Class 23. Edible Field Beans: Exhibit to consist of bundle of 5 plants (with roots intact) from most recent harvest.
- Class 24. Miscellaneous Crops: Exhibit to consist of 1 gallon sample of seed or 10 heads produced from current project. (variety must be named)
- Grand Champion Crops, Rosette
- Reserve Champion Crops, Rosette

### **Wheat Variety Plot Display**

For more information about the rules of Wheat Variety Plot Display, please see the Twin Creeks District Extension Office.

- Class 25. Wheat Variety Plot Display

### **Weed Science**

For more information about the rules of Weed Science, please see the Twin Creeks District Extension Office.

- Class 26. Weed Control Exhibit

### **Horticulture**

Janel Beckman & Carter Beckman, Superintendents

- Rule 1.** Entries must be displayed according to the

- Class 26. Best Dress Outfit
- Class 27. Sports/Athletic Wear

### **Senior Girls (Ages 14 & Up)**

- Class 28. Casual or School Outfit
- Class 29. Best Dress Outfit
- Class 30. Sports/Athletic Wear
- Class 31. Formal Evening Wear

### **Junior Boys (Ages 7 – 10 Years)**

- Class 32. Casual or School Outfit
- Class 33. Best Dress Outfit
- Class 34. Sports/Athletic Wear

### **Intermediate Boys (Ages 11 – 13 Years)**

- Class 35. Casual or School Outfit
- Class 36. Best Dress Outfit
- Class 37. Sports/Athletic Wear

### **Senior Boys (Ages 14 & Up)**

- Class 38. Casual or School Outfit
- Class 39. Best Dress Outfit
- Class 40. Sports/Athletic Wear
- Class 41. Formal Evening Wear

Grand Champion Buymanship Fashion Revue

Rosette in each level for girls & boys.

Reserve Grand Champion Buymanship Fashion Revue

Rosette in each level girls & boys.

### **Buymanship Scrapbook**

**Rule 1.** Must be enrolled in the Clothing Buymanship project.

**Rule 2.** A scrapbook entry can be completed for each garment in the Buymanship Fashion Revue.

**Rule 2:** Scrapbook will consist of the following for:  
Level I & II Exhibitors

- A. Maximum of 3 color close-up snapshots including a full front view, back view, and side view. If applicable, 2 but no more than 5 additional snapshots showing alternative ways of wearing the garment may be included. The pictures need to show the person standing straight and tall.
- B. Write a story about the shopping experience. The decision-making process when purchasing a garment should be explained well. Neatness and creativity are important, as well as spelling and proper use of English.  
Include in the story the following:
  - Physical characteristics of the individual
  - Why the garment and accessories (optional) were selected and purchased
  - Fiber content, care, and fabric structure
  - Cost of garment and estimated cost per wearing (cost of garment divided by-estimated times to be worn for one year—Cost of Wear Form)

Level III Exhibitors:

- A. Maximum of 3 color close-up snapshots including a full front view, back view, and side view. If applicable, 2 but no more than 5 additional snapshots showing alternative ways of wearing the garment may be included. The pictures need to show the person standing straight and tall.
- B. Write a story about the shopping experience. The decision-making process when purchasing a garment should be explained well. Neatness and creativity are important, as well as spelling and proper use of English.

## Fashion Revue - Constructed Garments

**Rule 1.** Must follow all fashion revue general rules.

**Rule 2.** Any garment constructed by a 4-H member except "An Article or Accessory" must be modeled for Fashion Revue.

**Rule 3.** Entries for constructed garments are not limited.

**Rule 4.** If entries are made for Fashion Revue judging, the 4-H member is to model in the Public Fashion Revue. Any 4-Her that does not participate in the Public Fashion Revue will forfeit premium. Senior Division Champions must model in the Public Fashion Revue to be eligible for State Fair Fashion Revue.

**Rule 5.** Articles and accessories will not be judged in the fashion revue, participation in the fashion revue is optional.

### Definitions

**Single Garment** -- Can be a skirt, a vest, a blouse, a shirt, a pair of slacks, dress, a coat, a jump suit, apron, etc.

**Outfit – 2 or more pieces** -- 2 or more pieces that can be worn together at the same time but not necessarily a complete outfit such as a skirt and vest, suit, jacket with slacks and skirt, p.j.'s, jumper and blouse, etc.

**Article** - constructed item that is not worn,

Ex. - pillowcase, placemat, table runner

**Accessory** - Ex. - belt, hat, bag

#### Junior

##### (Ages 7 – 10 Years)

- Class 13. Single Garment
- Class 14. Outfit - 2 or more pieces
- Class 15. An Article or Accessory (optional)

#### Intermediate

##### (Ages 11 – 13 Years)

- Class 16. Single Garment
- Class 17. Outfit - 2 or more pieces
- Class 18. An Article or Accessory (optional)

#### Senior

##### (Ages 14 & Up)

- Class 19. Single Garment
- Class 20. Outfit - 2 or more pieces
- Class 21. An Article or Accessory (optional)

Grand Champion Clothing & Textiles Construction  
Fashion Revue, Rosette in each level

Reserve Grand Champion Clothing & Textiles  
Construction Fashion Revue, Rosette in each level

## Fashion Revue - Buymanship

**Rule 1.** Must follow all fashion revue general rules.

**Rule 2.** Majority of the outfit must be purchased (not borrowed) and modeled by the 4-H member.

**Rule 3.** Outfit may be made by another individual for the 4-H member if the fabric and pattern were chosen by the 4-H member.

**Rule 4.** Everything which is commonly considered an outer garment must be purchased by the 4-H member or constructed by another person. (vest, jacket, dress, skirt, ants, coat, etc.)

**Rule 5.** Outfit should be complete, including accessories, undergarments, shoes, etc. (these items will not be displayed).

#### Junior Girls

##### (Ages 7 – 10 Years)

- Class 22. Casual or School Outfit
- Class 23. Best Dress Outfit
- Class 24. Sports/Athletic Wear

#### Intermediate Girls

##### (Ages 11 – 13 Years)

- Class 25. Casual or School Outfit

directions in the extension Bulletin C-405, "Exhibiting Fruits and Vegetables". Place exhibits on a heavy paper plate.

- Class 27. Garlic (5)
- Class 28. Tomatoes, Slicers (5)
- Class 29. Cherry Tomatoes (5)
- Class 30. Red Potatoes (5)
- Class 31. White Potatoes (5)
- Class 32. Sweet Potatoes (5)
- Class 33. White Onions (5)
- Class 34. Red Onions (5)
- Class 35. Yellow Onions (5)
- Class 36. Beans, Green Snap (12)
- Class 37. Beans, Yellow Wax (12)
- Class 38. Carrots (5)
- Class 39. Table Beets (5)
- Class 40. Eggplant (1)
- Class 41. Bell Peppers (5)
- Class 42. Turnips (5)
- Class 43. Watermelon (1)
- Class 44. Pumpkin (1)
- Class 45. Cucumbers, Slicers (5)
- Class 46. Cucumbers, Pickling (5)
- Class 47. Squash, Summer (1)
- Class 48. Squash, Zucchini (1)
- Class 49. Okra (5)
- Class 50. Cabbage (1 head)
- Class 51. Rhubarb (5 stalks)
- Class 52. Onions, Green (5)
- Class 53. Cantaloupe (1)
- Class 54. Corn, Sweet with Shucks On (5)
- Class 55. Peas, Green (12)

A Vegetable Garden Display should be exhibited in a tray, basket or container that can be easily moved by the fair staff. If small, fresh vegetables such as green beans are used as one of the 5 different vegetables, a dozen is suggested for a good display. Shelled vegetables should not be exhibited. Quality and condition of exhibit will be considered. Choose vegetables for exhibit that will hold up well during the fair. Avoid over-ripe or over-mature specimens. Those that are slightly under-ripe or slightly immature when picked may last longest.

Class 56. Small Vegetable Specimen Plate (12)  
Ex: green snap beans, yellow wax beans, other small vegetables.

Class 57. Medium Vegetable Specimen Plate (5) Ex: cucumbers, cherry tomatoes, tomatoes, beets, white onions, yellow onions, red onions, bell peppers, other peppers, okra, parsnips, turnips, sweet potatoes, red potatoes, white or Russet potatoes, carrots, miniature pumpkins, decorative gourds, or other medium vegetables.

Class 58. Large Vegetable Specimen Plate (1) Ex: watermelon, summer squash, winter squash, large type pumpkin, eggplant, cabbage, cantaloupe, other large vegetable.

Class 59. Fresh Culinary Herbs (6) Ex: parsley, basil, dill, etc. 6 stems (or a comparable quantity) of one variety of fresh herbs, must be exhibited in a disposable container of water. Dried herbs are not accepted.

Class 60. Other Not Listed (1 - 12, depending on size of vegetable)

Class 61. Horticulture Notebook - Entry shall consist of a notebook or three ring binder of written narrative describing a horticulture project such as a landscape design, landscape installation, lawn renovation, water garden, flower garden, vegetable garden, lawn mowing service, landscape maintenance business, farmer's market business, or other horticultural project. 4-H'ers are encouraged to include photographs, illustrations and/or landscape drawings that help explain work

done by the member. Photos taken from the same location before, during and after the completion of the project are particularly helpful. Exhibitor may enter two different horticulture notebooks. Horticulture notebook scoring is based on the following criteria: Organization & General Appearance (neat, includes title page and table of contents, original, creative, etc.) 20%, Narrative (including goals, successes, failures, etc.) 40%, General Content (subject matter, photos, maps, knowledge gained, etc.) 40%.

Junior Grand Champion Horticulture, Rosette  
Junior Reserve Champion Horticulture, Rosette  
Senior Grand Champion Horticulture, Rosette  
Senior Reserve Champion Horticulture, Rosette

### Floriculture

**Rule 1.** It is recommended that cut flowers and arrangements be in disposable containers (single stems in pop bottles, arrangements in disposable plastic, etc.). If a non-disposable container is used, mark it plainly with your name, county, and 4-H Club. Exhibitor is responsible for picking up non-disposable container at the end of the fair. The Fair Board is not responsible for the loss or damage of any flower arrangement, vases or containers.

**Rule 2.** All floral materials must be grown and/or collected by the exhibitor, do not use purchased plant materials. Entries should not take over more than one square foot of table space.

**Rule 3.** Potted plants are not accepted.

Class 60. Annual Garden Flower-Cut Specimen, Single Stem  
Class 61. Perennial Garden Flower-Cut Specimen, Single Stem  
Class 62. Fresh Flower Arrangement  
Class 63. Dried Flower Arrangement (no fabric or plastic material allowed)

Junior Grand Champion Floriculture, Rosette  
Junior Reserve Champion Floriculture, Rosette  
Senior Grand Champion Floriculture, Rosette  
Senior Reserve Champion Floriculture, Rosette

## DEPARTMENT U – FAMILY & CONSUMER SCIENCES

### Clothing & Textiles

Kathryn Tremblay, Dana Geerdes,  
Raeann Farber, Lilly Rumbach  
Superintendents

**Rule 1.** Exhibitor must be enrolled in Clothing & Textiles: Construction project.

**Rule 2.** Articles, garments, and outfits may have been used/worn but should be carefully laundered or cleaned before being exhibited. Exhibits may be placed in clear plastic bags for protection to and from County Fair. Bags will be removed for clothing display purposes.

**Rule 3.** Special Handling: Clothing items should be placed on hangers. Place hanger with hook toward left shoulder of the garment. Attach skirts to hanger with safety pins. If an additional item is needed to complete the exhibit, place it in a clear plastic bag and attach to the hanger with safety pins. Place on hanger.

**Rule 4.** Must be made after August, previous year.

**Rule 5.** Identification Labels attached with safety pins (optional at County Fair, but required at State Fair) Type or print on 3"x 2½" piece of cloth: Class Number, District/County, Club, Name

**Rule 6.** The exhibitor is encouraged to attach an index card or photo, no larger than 4" x 6" with the entry form to give the judge any information which the exhibitor thinks would be helpful for the judge to know.

**Rule 7.** Upcycled Clothing Project - An item made of at

least 50% recycled material. (Recycled means reusing an existing item in a new way.) Could be remaking/redesigning a garment, re-purposing a clothing item for a new use, etc. Must include sewing of some kind. An index card (no larger than 4" x 6") MUST accompany entry describing the recycled materials and how they were used in the item.

**Rule 8.** The 4-H Members enrolled in Clothing & Textiles Construction may enter an unlimited number of exhibits.

### Clothing & Textile Construction

#### Level I

(1 to 2 years in project)

Class 1. An Article or Accessory  
Class 2. A Garment  
Class 3. Upcycle Item

#### Level II

(3 to 4 years in project)

Class 4. An Article or Accessory  
Class 5. A Garment  
Class 6. Upcycle Item

#### Level III

(5 to 7 years in project)

Class 7. An Article or Accessory  
Class 8. A Garment  
Class 9. Upcycle Item

#### Level IV

(8 years and up in project)

Class 10. An Article or Accessory  
Class 11. A Garment  
Class 12. Upcycle Item

Grand Champion Clothing & Textiles Construction  
Rosette in each level

Reserve Grand Champion Clothing & Textiles  
Construction, Rosette in each level

### FASHION REVUE—GENERAL RULES

**Rule 1.** Must be enrolled in the Clothing & Textiles: Construction and/or Clothing Buymanship project.

**Rule 2.** Entries for constructed garments are not limited. Two entries for Buymanship in a class with a maximum of 4 total entries.

**Rule 3.** Must have Cost Per Wear Statement. This must be ready to hand to the judge/superintendent.

**Rule 4.** Script with a picture must be submitted to the extension office no later the Monday prior to the Fashion Revue.

**Rule 5.** In Constructed Garment and Buymanship Garment Fashion Revue, 4-H'ers will be divided into three age group divisions.

Junior: Ages 7 – 10 as of Jan. 1<sup>st</sup> of current year

Intermediate: Ages 11 – 13 as of Jan 1<sup>st</sup> of current year

Senior: Ages 14 and up as of Jan. 1<sup>st</sup> of current year

**Rule 6.** Individuals must be present for the public Fashion Revue unless there are circumstances beyond their control which would prevent them from being present. Prize money will not be given to those not participating in the Public Fashion Revue.

**Rule 7.** Exhibitors must be 14, but not yet 19 years old, before Jan. 1<sup>st</sup> of the current year to model at the State Fair. Each county may enter two contestants per division (construction, girls buymanship, boys buymanship) for the State Fair. The following forms must be postmarked and submitted to the State 4-H Office by August 15: *Kansas 4-H Fashion Revue Script Committee Information and Kansas 4-H Public Presentation Evaluation Score Card.*